



2015 Anti-Doping Testing Figures

Please click on the sub-report title to access it directly.

To print, please insert the pages indicated below.

[Laboratory Report – pp. 2-22](#) (21 pages)

[Sport Report – pp. 23-116](#) (93 pages)

[Testing Authority Report – pp. 117-239](#) (122 pages)

[ABP Report-Blood Analysis – pp. 240-273](#) (33 pages)



2015 Anti-Doping Testing Figures by Laboratory

Table of Contents

Total Samples Analyzed

- Table 1 : Total Samples Analyzed (All Sports)
- Table 2 : Comparison of Years 2011 to 2015 - Olympic and Non-Olympic Figures
- Table 3 : Summary - Total Samples Analyzed
- Table 4 : Summary - Samples Analyzed per Laboratory (as reported in ADAMS)
- Table 5 : Summary - Samples Analyzed per Laboratory (not reported in ADAMS)
- Table 6 : Total IC and OOC Samples Analyzed per Laboratory (as reported in ADAMS)
- Table 7 : Total IC and OOC Samples Analyzed per Laboratory (not reported in ADAMS)

Tests Conducted

- Table 8 : GC/C/IRMS Tests Conducted per Laboratory (Urine)
- Table 9 : ESA Tests Conducted per Laboratory (Urine and Blood)
- Table 10 : GHRF (GHS/GHRP) and GHRF (GHRH) Tests Conducted per Laboratory (Urine)
- Table 11 : GnRH Tests Conducted per Laboratory (Urine)
- Table 12 : Insulin Tests Conducted per Laboratory (Urine and Blood)
- Table 13 : IGF-I Tests Conducted per Laboratory (Urine and Blood)
- Table 14 : hGH Isoforms and hGH Biomarkers Tests Conducted per Laboratory (Blood)
- Table 15 : HBT (Transfusion) and HBOC Tests Conducted per Laboratory (Blood)

Substances Identified

- Table 16 : Summary - Substances Identified as AAFs in Each Drug Class in ADAMS (All Sports)
- Table 17 : Summary - Substances Identified as ATFs in Each Drug Class in ADAMS (All Sports)
- Table 18 : Substances Identified in Each Drug Class in ADAMS (All Sports) as AAFs
- Table 19 : Substances Identified in Each Drug Class in ADAMS (All Sports) as ATFs
- Table 20 : Total Laboratory AAFs per Drug Class as Reported in ADAMS (All Sports)

Terms and Abbreviations

IC	In-Competition
OOC	Out-of-Competition
Sample	Any biological material collected for the purposes of Doping Control*
AAF	Adverse Analytical Finding
ATF	Atypical Finding
<hr/>	
GC/C/IRMS	Gas Chromatograph/Carbon/Isotope Ratio Mass Spectrometry (e.g."IRMS")
ESA	Erythropoiesis Stimulating Agent**
hGH Isoforms	Human Growth Hormone Isoform Differential Immunoassay
hGH Biomarkers	Human Growth Hormone Biomarkers
GHRF(GHS/GHRP)	Growth Hormone Releasing Factors (Growth Hormone Secretagogues/GH-Releasing Peptides)
GHRF(GHRH)	Growth Hormone Releasing Factors (Growth Hormone Releasing Hormone)
GnRH	Gonadotrophin Releasing Hormones
HBT	Homologous Blood Transfusion
HBOC	Haemoglobin Based Oxygen Carrier
IGF-1	Insulin-like Growth Factor-1 (and its analogues)
ABP	Athlete Biological Passport
<hr/>	
IOC	International Olympic Committee
ASOIF	Association of Summer Olympic International Sports Federations
AIOWF	Association of International Olympic Winter Sports Federations
ARISF	Association of IOC Recognized International Sports Federations
AIMS	Alliance of Independent Members of SportAccord
NADO	National Anti-Doping Organization
RADO	Regional Anti-Doping Organization
NOC	National Olympic Committee
MEO	Multi-Sports Organizations and Events
IF	International Federation
NF	National Federation
IPC	International Paralympic Committee***
<hr/>	
ADAMS	Anti-Doping Administration and Management System
TA	Testing Authority
SCA	Sample Collection Authority
<hr/>	
-	a "dash" represents "0" (no data) in tables compiling the number of Samples, ATFs or AAFs
<hr/>	
(R)	A discipline which is discontinued in ADAMS based on request of the governing IF, being an event under an existing discipline or being no longer necessary for administrative purposes
<hr/>	

* Biological material limited to urine and blood in this report

** Including recombinant erythropoietins (i.e. epoetins) and their analogues (e.g. darbepoetin, pegserpoetin, peginesatide, CERA, EPO-Fc)

*** Limited to sport/disciplines under the governance of the IPC (others are compiled under the category "Sports for Athletes with an Impairment")

Table 1: Total Samples Analyzed (All Sports)*

A Samples Analyzed

Sport	Analyzed	AAFs¹	(%)	ATFs²	(%)	Total Findings³	(%)
Olympic Sports⁴	196,581	1,634	0.83%	1,585	0.81%	3,219	1.64%
Non-Olympic Sports⁵	32,831	888	2.70%	320	0.97%	1,208	3.68%
Non-ADAMS Data⁶	73,957	1,287	1.74%	198	0.27%	1,485	2.01%
TOTAL	303,369	3,809	1.26%	2,103	0.69%	5,912	1.95%

¹ The **Adverse Analytical Findings (AAF)** in this report are not to be confused with adjudicated or sanctioned Anti-Doping Rule Violations (ADRV). "Adverse Analytical Finding" is defined in the World Anti-Doping Code as "A report from a WADA -accredited laboratory or other WADA -approved laboratory that, consistent with the International Standard for Laboratories and related Technical Documents, identifies in a Sample the presence of a *Prohibited Substance* or its *Metabolites* or *Markers* (including elevated quantities of endogenous substances) or evidence of the use of a *Prohibited Method*." These figures may not be identical to sanctioned cases, as the figures given in this report may contain findings that underwent the Therapeutic Use Exemption (TUE) approval process.

² The **Atypical Findings (ATF)** in this report are not to be confused with adjudicated or sanctioned Anti-Doping Rule Violations (ADRV). "Atypical Finding" is defined in the World Anti-Doping Code as "A report from a WADA -accredited laboratory or other WADA -approved laboratory which requires further investigation as provided by the International Standard for Laboratories or related Technical Documents prior to the determination of an *Adverse Analytical Finding*." *Atypical Findings* may correspond to multiple measurements performed on the same *Athlete*, such as in cases of longitudinal studies on testosterone.

³ Includes *Adverse Analytical Findings (AAF)* and *Atypical Findings (ATF)*

⁴ Olympic sports in this table includes sports classified under ASOIF and AIOWF.

⁵ Non-Olympic sports in this table includes sports classified as ARISF, AIMS, IPC, Sports for Athletes with an Impairment and Other Sports.

⁶ Non-ADAMS refers to anti-doping results that were not reported in ADAMS (e.g. North American professional leagues).

* These figures do not include blood samples taken for the ABP. Blood samples taken for the ABP can be found in "2015 Anti-Doping Testing Figures - Athlete Biological Passport (ABP) Report - Blood Analysis".

Table 2: Comparison of Years 2011 to 2015 - Olympic and Non-Olympic Figures

	2011	2012	2013	2014	2015	2015 vs 2014
	<i>A Samples Analyzed</i>	<i>A Samples Analyzed</i>	<i>A Samples Analyzed</i>	<i>A Samples Analyzed</i>	<i>A Samples Analyzed</i>	<i>A Samples Analyzed (% change)</i>
Olympic Sports*	167,820	184,955	176,502	186,739	196,581	+ 5.3%
Non-Olympic Sports**	75,373	82,690	93,376	96,565	106,788	+ 10.6%
TOTAL	243,193	267,645	269,878	283,304	303,369	+ 7.1%

	2011	2012	2013	2014	2015	2015 vs 2014
	<i>AAFs¹</i>	<i>AAFs¹</i>	<i>AAFs¹</i>	<i>AAFs¹</i>	<i>AAFs¹</i>	<i>AAFs² (% change)</i>
Olympic Sports*	1,762	1,831	1,710	1,440	1,634	+ 13.5%
Non-Olympic Sports**	1,123	1,359	1,819	1,713	2,175	+ 27.0%
TOTAL	2,885	3,190	3,529	3,153	3,809	+ 20.8%

	2011		2012		2013		2014		2015		2015 vs 2014 Total Findings²
	%	%	%	%	%	%	%	%	%		
	<i>AAFs¹</i>	<i>Total Findings²</i>	<i>AAFs¹</i>	<i>Total Findings²</i>	<i>AAFs¹</i>	<i>Total Findings²</i>	<i>AAFs¹</i>	<i>Total Findings²</i>	<i>AAFs¹</i>	<i>Total Findings²</i>	
Olympic Sports*	1.05	1.91	0.99	1.56	0.97	1.94	0.77	0.99	0.83	1.64	+ 0.65
Non-Olympic Sports**	1.49	2.19	1.64	2.21	1.95	2.72	1.77	2.09	2.04	2.52	+ 0.43
Overall	1.19	2.00	1.19	1.76	1.31	2.21	1.11	1.36	1.26	1.49	+ 0.13

* Olympic sport (ASOIF and AIOWF) data may include tests conducted in non-Olympic disciplines of the sport

** Includes non-Olympic sports data and non-ADAMS data (Table 5)

¹ The *Adverse Analytical Findings (AAFs)* in this table are not to be confused with adjudicated or sanctioned Anti-Doping Rule Violations (ADRVs). These figures may not be identical to sanctioned cases, as the figures given in this report may contain findings that underwent the Therapeutic Use Exemption (TUE) approval process.

² Includes *Adverse Analytical Findings (AAF)* and *Atypical Findings (ATF)*

2015 Anti-Doping Testing Figures
Samples Analyzed and Reported by Accredited Laboratories in ADAMS

Table 3: Summary - Total Samples Analyzed

	Samples	ATF	AAF
ADAMS Urine Total	213,966	1,897	2,517
ADAMS Blood Total	15,446	8	5
ABP Total ¹	25,012	-	-
non-ADAMS Urine Total	68,227	198	1,287
non-ADAMS Blood Total	5,730	-	-
	328,381	2,103	3809

¹ ABP total in Table 3 includes the ABP samples analyzed by the WADA-approved laboratories in Copenhagen, Auckland and JCAC Tokyo (refer to ABP Report)

Table 4: Summary - Samples Analyzed per Laboratory (as reported in ADAMS)

Laboratory	Urine			Blood			Total % AAF	ABP Samples ¹	Total Samples
	Samples	ATF	AAF	Samples	ATF	AAF			
Almaty, Kazakhstan	3165	0	25	148	0	0	0.75%	172	3,485
Ankara, Turkey ²	1137	0	9	0	0	0	0.79%	n/a	1,137
Athens, Greece ²	3922	7	72	0	0	0	1.84%	n/a	3,922
Bangkok, Thailand ²	3009	65	51	23	0	0	1.68%	n/a	3,032
Barcelona, Spain ³	3319	47	64	418	0	0	1.71%	866	4,603
Beijing, China	15537	645	57	842	3	0	0.35%	1240	17,619
Bloemfontein, South Africa	3584	1	79	121	0	0	2.13%	427	4,132
Bogota, Colombia	5703	12	37	164	0	0	0.63%	148	6,015
Bucharest, Romania	3689	1	20	244	0	0	0.51%	46	3,979
Cologne, Germany	19719	10	223	2570	0	1	1.00%	3633	25,922
New Delhi, India	8444	1	149	445	0	0	1.68%	250	9,139
Doha, Qatar	1128	6	13	43	0	0	1.11%	132	1,303
Dresden, Germany	9691	3	60	801	0	0	0.57%	1324	11,816
Ghent, Belgium ³	6039	0	112	34	0	0	1.84%	1195	7,268
Havana, Cuba ²	3307	0	33	191	0	0	0.94%	n/a	3,498
Helsinki, Finland	2459	0	13	290	0	0	0.47%	434	3,183
Lausanne, Switzerland	8545	342	65	628	0	0	0.71%	2774	11,947
Lisbon, Portugal	3003	5	26	67	0	0	0.85%	629	3,699
London, UK	7209	5	60	892	0	0	0.74%	732	8,833
Los Angeles, USA ²	7749	4	62	0	0	0	0.80%	n/a	7,749
Madrid, Spain	5014	44	62	375	0	1	1.17%	669	6,058
Montreal, Canada	10476	85	215	736	1	0	1.92%	734	11,946
Moscow, Russia	13986	19	184	1364	2	1	1.21%	1611	16,961
Oslo, Norway	3793	0	35	555	0	0	0.80%	622	4,970
Paris, France	9253	42	161	687	0	0	1.62%	1677	11,617
Rio de Janeiro, Brazil	1639	4	28	198	0	0	1.52%	101	1,938
Rome, Italy	6985	4	76	408	0	1	1.04%	416	7,809
Seibersdorf, Austria	8273	0	77	547	0	0	0.87%	777	9,597
Seoul, Korea	5004	13	66	135	0	1	1.30%	50	5,189
Stockholm, Sweden	3905	2	57	172	0	0	1.40%	476	4,553
Sydney, Australia	5891	197	41	721	0	0	0.62%	1297	7,909
Mexico City, Mexico	3524	2	146	35	0	0	4.10%	-	3,559
Tokyo, Japan	6106	250	26	126	0	0	0.42%	159	6,391
Salt Lake City, USA	6341	0	66	1111	0	0	0.89%	1969	9,421
Warsaw, Poland	3418	81	47	355	2	0	1.25%	158	3,931
Totals	213,966	1,897	2,517	15,446	8	5		24,718	254,130

¹ ABP total in Table 4 does not include the ABP samples analyzed by the WADA-approved laboratories in Copenhagen, Doha and JCAC Tokyo (refer to ABP Report)

² Not accredited to conduct blood analyses in support of the haematological module of the Athlete Biological Passport (ABP) in 2015.

³ Totals include samples from ADoP collected in 2015 but analyzed in 2016

Table 5: Total Samples Analyzed per Laboratory (not reported in ADAMS)

Laboratory	Urine			Blood			Total Samples	% AAF
	Samples	ATF	AAF	Samples	ATF	AAF		
Los Angeles, USA	29922	128	398	1520	0	0	31442	1.3%
Montreal, Canada	14852	66	1	1627	0	0	16479	0.01%
Salt Lake City, USA	23453	4	888	2583	0	0	26036	3.4%
Totals	68227	198	1287	5730	0	0	73,957	

Table 6: Total IC and OOC Samples Analyzed per Laboratory (as reported in ADAMS)

Laboratory	Urine						Blood ¹						Total Samples
	Samples	IC ATF	AAF	Samples	ATF	AAF	Samples	IC ATF	AAF	Samples	ATF	AAF	
Almaty, Kazakhstan	1915	-	20	1250	-	5	74	-	-	74	-	-	3313
Ankara, Turkey	897	-	4	240	-	5	-	-	-	-	-	-	1137
Athens, Greece	3334	7	70	588	-	2	-	-	-	-	-	-	3922
Bangkok, Thailand	1785	30	39	1224	35	10	23	-	-	-	-	-	3032
Barcelona, Spain	2222	38	33	1097	9	31	138	-	-	280	-	-	3737
Beijing, China	6478	262	19	9059	383	38	177	1	-	665	2	-	16379
Bloemfontein, South Africa	2463	1	67	1121	-	12	14	-	-	107	-	-	3705
Bogota, Colombia	5341	9	37	362	3	-	80	-	-	84	-	-	5867
Bucharest, Romania	2043	-	12	1646	1	8	60	-	-	184	-	-	3933
Cologne, Germany	9615	9	158	10104	1	65	503	-	-	2067	-	1	22289
Doha, Qatar	5785	1	133	2659	-	16	191	-	-	254	-	-	8889
New Delhi, India	811	4	12	317	2	3	6	-	-	37	-	-	1171
Dresden, Germany	5036	2	55	4655	1	5	44	-	-	757	-	-	10492
Ghent, Belgium	4501	-	85	1538	-	27	20	-	-	14	-	-	6073
Havana, Cuba	1156	-	20	2151	-	13	-	-	-	191	-	-	3498
Helsinki, Finland	1218	-	10	1241	-	3	67	-	-	223	-	-	2749
Lausanne, Switzerland	4141	125	49	4404	217	16	126	-	-	502	-	-	9173
Lisbon, Portugal	2268	2	26	735	3	-	-	-	-	67	-	-	3070
London, UK	4470	4	41	2739	1	19	326	-	-	566	-	-	8101
Los Angeles, USA	5088	1	46	2661	3	16	-	-	-	-	-	-	7749
Madrid, Spain	3782	36	51	1232	8	11	109	-	-	266	-	1	5389
Montreal, Canada	6979	74	171	3497	11	44	466	1	-	270	-	-	11212
Moscow, Russia	7618	19	131	6368	-	53	473	2	-	891	-	1	15350
Oslo, Norway	1946	-	28	1847	-	7	25	-	-	530	-	-	4348
Paris, France	6614	41	154	2639	1	7	450	-	-	237	-	-	9940
Rio de Janeiro, Brazil	1400	4	25	239	-	3	50	-	-	148	-	-	1837
Rome, Italy	5540	3	74	1445	1	2	179	-	1	229	-	-	7393
Seibersdorf, Austria	5194	-	69	3079	-	8	221	-	-	326	-	-	8820
Seoul, Korea	3586	7	29	1418	6	37	114	-	1	21	-	-	5139
Stockholm, Sweden	1558	-	32	2347	2	25	73	-	-	99	-	-	4077
Sydney, Australia	2679	64	32	3212	133	9	81	-	-	640	-	-	6612
Mexico City, Mexico	1795	1	102	1729	1	44	35	-	-	-	-	-	3559
Tokyo, Japan	4552	191	23	1554	59	3	37	-	-	89	-	-	6232
Salt Lake City, USA	2949	-	48	3392	-	18	208	-	-	903	-	-	7452
Warsaw, Poland	2084	39	41	1334	42	6	90	-	-	265	2	-	3773
Totals	128,843	974	1,946	85,123	923	571	4,460	4	2	10,986	4	3	229,412

Table 7: Total IC and OOC Samples Analyzed per Laboratory (not reported in ADAMS)

Laboratory	Urine						Blood ¹						Total
	Samples	IC ATF	AAF	Samples	ATF	AAF	Samples	IC ATF	AAF	Samples	ATF	AAF	
Los Angeles, USA	3354	5	145	26568	123	253	0	0	-	1520	0	0	31442
Montreal, Canada	10759	43	0	4093	23	1	0	0	0	1627	0	0	16479
Salt Lake City, USA	732	0	50	22721	4	838	151	0	0	2432	0	0	26036
Totals	14,845	48	195	53,382	150	1092	151	0	0	5,579	0	0	73,957

¹ These figures do not include blood samples taken for the Athlete Biological Passport (ABP).

Table 8: GC/C/IRMS Tests Conducted per Laboratory (Urine)

GC/C/IRMS

Laboratory	IC		OOC		Total Samples	Total AAFs	% AAF
	Samples	AAF	Samples	AAF			
Almaty, Kazakhstan	59	4	19	-	78	4	5%
Ankara, Turkey	12	-	7	3	19	3	16%
Athens, Greece	84	3	16	-	100	3	3%
Bangkok, Thailand	-	-	1	-	1	-	-
Barcelona, Spain	25	-	35	1	60	1	2%
Beijing, China	145	-	150	9	295	9	3%
Bloemfontein, South Africa	83	7	34	-	117	7	6%
Bogota, Colombia	68	-	3	-	71	-	-
Bucharest, Romania	12	2	20	-	32	2	6%
Cologne, Germany	256	12	242	7	498	19	4%
New Delhi, India	66	16	26	5	92	21	23%
Doha, Qatar	2	-	1	-	3	-	-
Dresden, Germany	76	2	57	1	133	3	2%
Ghent, Belgium	255	7	46	2	301	9	3%
Havana, Cuba	1	1	8	1	9	2	22%
Helsinki, Finland	38	-	34	-	72	-	-
Lausanne, Switzerland	183	4	176	2	359	6	2%
Lisbon, Portugal	13	1	-	-	13	1	8%
London, UK	56	3	48	-	104	3	3%
Los Angeles, USA	95	3	215	3	310	6	2%
Madrid, Spain	92	-	21	4	113	4	4%
Montreal, Canada	183	21	131	7	314	28	9%
Moscow, Russia	214	3	242	2	456	5	1%
Oslo, Norway	61	1	51	3	112	4	4%
Paris, France	282	5	84	-	366	5	1%
Rio de Janeiro, Brazil	45	-	19	-	64	-	-
Rome, Italy	130	10	46	1	176	11	6%
Seibersdorf, Austria	167	-	90	1	257	1	0.4%
Seoul, Korea	34	2	30	6	64	8	13%
Stockholm, Sweden	34	-	92	2	126	2	2%
Sydney, Australia	75	-	110	1	185	1	1%
Mexico City, Mexico	2	-	1	-	3	-	-
Tokyo, Japan	42	-	7	-	49	-	-
Salt Lake City, USA	207	3	349	4	556	7	1%
Warsaw, Poland	32	1	38	-	70	1	1%
Totals	3129	111	2449	65	5578	176	3.2%

Table 9: ESA Tests Conducted per Laboratory (Urine and Blood)

Laboratory	ESAs (including recombinant EPOs and analogues)													
	Urine						Blood							
	IC Samples	AAF	OOC Samples	AAF	Total Samples	Total AAFs	% AAF	IC Samples	AAF	OOC Samples	AAF	Total Samples	Total AAFs	% AAF
Almaty, Kazakhstan	325	-	163	-	488	-	0%	-	-	-	-	-	-	0%
Ankara, Turkey	94	-	9	-	103	-	0%	-	-	-	-	-	-	0%
Athens, Greece	564	-	17	-	581	-	0%	-	-	-	-	-	-	0%
Bangkok, Thailand	-	-	-	-	-	-	n/a	-	-	-	-	-	-	0%
Barcelona, Spain	375	-	321	1	696	1	0.1%	11	-	52	-	63	-	0%
Beijing, China	880	1	580	-	1460	1	0%	13	-	121	-	134	-	0%
Bloemfontein, South Africa	390	-	253	-	643	-	0%	-	-	-	-	-	-	0%
Bogota, Colombia	478	-	68	-	546	-	0%	-	-	-	-	-	-	0%
Bucharest, Romania	209	-	205	-	414	-	0%	-	-	-	-	-	-	0%
Cologne, Germany	1151	3	3196	11	4347	14	0.3%	252	-	688	-	940	-	0%
New Delhi, India	264	-	104	-	368	-	0%	128	-	63	-	191	-	0%
Doha, Qatar	41	-	54	-	95	-	0%	6	-	-	-	6	-	0%
Dresden, Germany	855	-	1256	1	2111	1	0.05%	2	-	107	-	109	-	0%
Ghent, Belgium	1015	-	572	-	1587	-	0%	3	-	-	-	3	-	0%
Havana, Cuba	101	4	31	-	132	4	3.0%	-	-	33	-	33	-	0%
Helsinki, Finland	99	-	242	-	341	-	0%	-	-	-	-	-	-	0%
Lausanne, Switzerland	325	-	1371	1	1696	1	0.1%	67	-	51	-	118	-	0%
Lisbon, Portugal	35	-	94	-	129	-	0%	-	-	28	-	28	-	0%
London, UK	603	1	649	-	1252	1	0.1%	1	-	72	-	73	-	0%
Los Angeles, USA	125	-	533	-	658	-	0%	-	-	-	-	-	-	0%
Madrid, Spain	770	2	432	-	1202	2	0.2%	18	-	18	-	36	-	0%
Montreal, Canada	946	3	595	-	1541	3	0.2%	76	-	61	-	137	-	0%
Moscow, Russia	1839	1	1651	1	3490	2	0.1%	166	-	133	-	299	-	0%
Oslo, Norway	219	1	464	-	683	1	0.1%	-	-	11	-	11	-	0%
Paris, France	954	3	97	-	1051	3	0.3%	428	-	134	-	562	-	0%
Rio de Janeiro, Brazil	272	1	223	2	495	3	0.6%	-	-	4	-	4	-	0%
Rome, Italy	942	6	518	-	1460	6	0.4%	46	1	37	-	83	1	1.2%
Seibersdorf, Austria	741	-	516	1	1257	1	0.1%	-	-	19	-	19	-	0%
Seoul, Korea	121	-	15	-	136	-	0%	18	-	20	-	38	-	0%
Stockholm, Sweden	216	-	150	-	366	-	0%	-	-	10	-	10	-	0%
Sydney, Australia	235	-	334	-	569	-	0%	42	-	39	-	81	-	0%
Mexico City, Mexico	21	-	1	-	22	-	0%	1	-	-	-	1	-	0%
Tokyo, Japan	459	-	139	-	598	-	0%	16	-	28	-	44	-	0%
Salt Lake City, USA	536	-	1012	1	1548	1	0.1%	20	-	146	-	166	-	0%
Warsaw, Poland	456	-	478	-	934	-	0%	18	-	12	-	30	-	0%
Totals	16656	26	16343	19	32999	45	0.1%	1332	1	1887	0	3219	1	0.03%

Table 10: GHRF(GHS/GHRP) and GHRF(GHRH) Tests Conducted per Laboratory (Urine)

Laboratory	GHRF (GHS/GHRP)						GHRF (GHRH)							
	IC		OOC		Total	Total	%	IC		OOC		Total	Total	%
	Samples	AAF	Samples	AAF	Samples	AAFs	AAF	Samples	AAF	Samples	AAF	Samples	AAFs	AAF
Almaty, Kazakhstan	-	-	-	-	-	-	-	-	-	-	-	-	-	-
Ankara, Turkey	-	-	-	-	-	-	-	-	-	-	-	-	-	-
Athens, Greece	1	-	1	-	2	-	0%	-	-	-	-	-	-	-
Bangkok, Thailand	-	-	-	-	-	-	-	-	-	-	-	-	-	-
Barcelona, Spain	30	-	93	1	123	1	0.8%	-	-	-	-	-	-	-
Beijing, China	-	-	-	-	-	-	-	-	-	-	-	-	-	-
Bloemfontein, South Africa	-	-	-	-	-	-	-	-	-	-	-	-	-	-
Bogota, Colombia	-	-	-	-	-	-	-	-	-	-	-	-	-	-
Bucharest, Romania	-	-	-	-	-	-	-	-	-	-	-	-	-	-
Cologne, Germany	413	-	1115	-	1528	-	0%	9	-	45	-	54	-	0%
New Delhi, India	-	-	-	-	-	-	-	-	-	-	-	-	-	-
Doha, Qatar	105	-	67	-	172	-	0%	-	-	-	-	-	-	-
Dresden, Germany	375	-	353	-	728	-	0%	-	-	-	-	-	-	-
Ghent, Belgium	258	-	228	-	486	-	0%	-	-	-	-	-	-	-
Havana, Cuba	-	-	-	-	-	-	-	-	-	-	-	-	-	-
Helsinki, Finland	-	-	-	-	-	-	-	-	-	-	-	-	-	-
Lausanne, Switzerland	113	-	369	-	482	-	0%	-	-	-	-	-	-	-
Lisbon, Portugal	-	-	-	-	-	-	-	-	-	-	-	-	-	-
London, UK	375	-	1021	1	1396	1	0.1%	-	-	1	-	1	-	0%
Los Angeles, USA	265	-	545	-	810	-	0%	-	-	-	-	-	-	-
Madrid, Spain	52	-	-	-	52	-	0%	-	-	-	-	-	-	-
Montreal, Canada	6804	4	3443	1	10247	5	0.0%	-	-	-	-	-	-	-
Moscow, Russia	139	1	172	3	311	4	1.3%	-	-	-	-	-	-	-
Oslo, Norway	82	-	89	-	171	-	0%	-	-	-	-	-	-	-
Paris, France	354	-	59	-	413	-	0%	6	-	1	-	7	-	0%
Rio de Janeiro, Brazil	-	-	-	-	-	-	-	-	-	-	-	-	-	-
Rome, Italy	162	-	415	-	577	-	0%	-	-	-	-	-	-	-
Seibersdorf, Austria	114	-	164	-	278	-	0%	-	-	-	-	-	-	-
Seoul, Korea	4	-	-	-	4	-	-	-	-	-	-	-	-	-
Stockholm, Sweden	1	-	3	-	4	-	0%	-	-	-	-	-	-	-
Sydney, Australia	4	-	7	-	11	-	0%	-	-	-	-	-	-	-
Mexico City, Mexico	-	-	-	-	-	-	-	-	-	-	-	-	-	-
Tokyo, Japan	68	-	4	-	72	-	0%	34	-	4	-	38	-	0%
Salt Lake City, USA	1401	1	2354	2	3755	3	0.1%	5	-	-	-	5	-	-
Warsaw, Poland	-	-	-	-	-	-	-	-	-	-	-	-	-	-
Totals	11120	6	10502	8	21622	14	0.1%	54	0	51	0	105	0	0%

Table 11: GnRH Tests Conducted per Laboratory (Urine)

Laboratory	GnRH		Total Samples	Total AAFs	% AAF
	IC Samples	AAF			
Almaty, Kazakhstan	-	-	-	-	-
Ankara, Turkey	-	-	-	-	-
Athens, Greece	-	-	-	-	-
Bangkok, Thailand	-	-	-	-	-
Barcelona, Spain	1	-	1	-	0%
Beijing, China	-	-	-	-	-
Bloemfontein, South Africa	-	-	-	-	-
Bogota, Colombia	1	-	1	-	0%
Bucharest, Romania	-	-	-	-	-
Cologne, Germany	416	-	1118	-	0%
New Delhi, India	-	-	-	-	-
Doha, Qatar	-	-	3	-	0%
Dresden, Germany	-	-	3	-	0%
Ghent, Belgium	-	-	-	-	-
Havana, Cuba	-	-	-	-	-
Helsinki, Finland	-	-	-	-	-
Lausanne, Switzerland	113	-	365	-	0%
Lisbon, Portugal	-	-	-	-	-
London, UK	-	-	-	-	-
Los Angeles, USA	1	-	3	-	0%
Madrid, Spain	52	-	52	-	0%
Montreal, Canada	-	-	-	-	-
Moscow, Russia	-	-	-	-	-
Oslo, Norway	-	-	-	-	-
Paris, France	356	-	58	-	0%
Rio de Janeiro, Brazil	-	-	-	-	-
Rome, Italy	11	-	12	-	0%
Seibersdorf, Austria	-	-	3	-	0%
Seoul, Korea	-	-	-	-	-
Stockholm, Sweden	-	-	2	-	0%
Sydney, Australia	3	-	3	-	0%
Mexico City, Mexico	-	-	-	-	-
Tokyo, Japan	6	-	1	-	0%
Salt Lake City, USA	-	-	-	-	-
Warsaw, Poland	4	-	-	-	0%
Totals	964	0	1569	0	0%

Table 12: Insulin Tests Conducted per Laboratory (Urine and Blood)

Insulin

Laboratory	Urine						Blood							
	IC Samples	AAF	OOB Samples	AAF	Total Samples	Total AAFs	%	IC Samples	AAF	OOB Samples	AAF	Total AAFs	Total Samples	%
Almaty, Kazakhstan	-	-	-	-	-	-	-	-	-	-	-	-	-	-
Ankara, Turkey	-	-	-	-	-	-	-	-	-	-	-	-	-	-
Athens, Greece	-	-	-	-	-	-	-	-	-	-	-	-	-	-
Bangkok, Thailand	-	-	-	-	-	-	-	-	-	-	-	-	-	-
Barcelona, Spain	-	-	-	-	-	-	-	-	-	-	-	-	-	-
Beijing, China	-	-	-	-	-	-	-	-	-	-	-	-	-	-
Bloemfontein, South Africa	-	-	-	-	-	-	-	-	-	-	-	-	-	-
Bogota, Colombia	-	-	-	-	-	-	-	-	-	-	-	-	-	-
Bucharest, Romania	-	-	-	-	-	-	-	-	-	-	-	-	-	-
Cologne, Germany	55	-	351	1	406	1	0.2%	-	-	1	-	-	1	0%
New Delhi, India	-	-	-	-	-	-	-	-	-	-	-	-	-	-
Doha, Qatar	-	-	-	-	-	-	-	-	-	-	-	-	-	-
Dresden, Germany	10	-	98	-	108	-	0%	-	-	-	-	-	-	-
Ghent, Belgium	-	-	-	-	-	-	-	-	-	-	-	-	-	-
Havana, Cuba	-	-	-	-	-	-	-	-	-	-	-	-	-	-
Helsinki, Finland	-	-	-	-	-	-	-	-	-	-	-	-	-	-
Lausanne, Switzerland	2	-	15	-	17	-	0%	-	-	-	-	-	-	-
Lisbon, Portugal	-	-	-	-	-	-	-	-	-	-	-	-	-	-
London, UK	4	-	28	-	32	-	0%	4	-	46	-	-	50	0%
Los Angeles, USA	-	-	-	-	-	-	-	-	-	-	-	-	-	-
Madrid, Spain	52	-	-	-	52	-	0%	-	-	-	-	-	-	-
Montreal, Canada	14	-	2	-	16	-	0%	-	-	-	-	-	-	-
Moscow, Russia	19	-	7	-	26	-	0%	-	-	-	-	-	-	-
Oslo, Norway	-	-	-	-	-	-	-	-	-	-	-	-	-	-
Paris, France	30	-	-	-	30	-	0%	-	-	-	-	-	-	-
Rio de Janeiro, Brazil	-	-	-	-	-	-	-	-	-	-	-	-	-	-
Rome, Italy	11	-	-	-	11	-	0%	-	-	-	-	-	-	-
Seibersdorf, Austria	-	-	-	-	-	-	-	-	-	-	-	-	-	-
Seoul, Korea	-	-	-	-	-	-	-	-	-	-	-	-	-	-
Stockholm, Sweden	-	-	2	-	2	-	0%	-	-	-	-	-	-	-
Sydney, Australia	-	-	-	-	-	-	-	-	-	-	-	-	-	-
Mexico City, Mexico	-	-	-	-	-	-	-	-	-	-	-	-	-	-
Tokyo, Japan	-	-	-	-	-	-	-	-	-	-	-	-	-	-
Salt Lake City, USA	-	-	-	-	-	-	-	-	-	-	-	-	-	-
Warsaw, Poland	-	-	-	-	-	-	-	-	-	-	-	-	-	-
Totals	197	0	503	1	700	1	0.1%	4	0	47	0	0	51	0%

Table 13: IGF-I Tests Conducted per Laboratory (Urine and Blood)

IGF-I

Laboratory	Urine						Blood							
	IC Samples	AAF	OOC Samples	AAF	Total Samples	Total AAFs	% AAF	IC Samples	AAF	OOC Samples	AAF	Total Samples	Total AAFs	% AAF
Almaty, Kazakhstan	-	-	-	-	-	-	-	-	-	-	-	-	-	-
Ankara, Turkey	-	-	-	-	-	-	-	-	-	-	-	-	-	-
Athens, Greece	-	-	-	-	-	-	-	-	-	-	-	-	-	-
Bangkok, Thailand	-	-	-	-	-	-	-	-	-	-	-	-	-	-
Barcelona, Spain	-	-	-	-	-	-	-	-	-	-	-	-	-	-
Beijing, China	-	-	-	-	-	-	-	-	-	-	-	-	-	-
Bloemfontein, South Africa	-	-	-	-	-	-	-	-	-	-	-	-	-	-
Bogota, Colombia	-	-	-	-	-	-	-	-	-	-	-	-	-	-
Bucharest, Romania	-	-	-	-	-	-	-	-	-	-	-	-	-	-
Cologne, Germany	55	-	349	-	404	-	0%	-	-	-	-	-	-	-
New Delhi, India	-	-	-	-	-	-	-	-	-	-	-	-	-	-
Doha, Qatar	-	-	-	-	-	-	-	-	-	-	-	-	-	-
Dresden, Germany	-	-	-	-	-	-	-	-	-	-	-	-	-	-
Ghent, Belgium	-	-	-	-	-	-	-	-	-	-	-	-	-	-
Havana, Cuba	-	-	-	-	-	-	-	-	-	-	-	-	-	-
Helsinki, Finland	-	-	-	-	-	-	-	-	-	-	-	-	-	-
Lausanne, Switzerland	-	-	-	-	-	-	-	-	-	-	-	-	-	-
Lisbon, Portugal	-	-	-	-	-	-	-	-	-	-	-	-	-	-
London, UK	-	-	-	-	-	-	-	-	-	-	-	-	-	-
Los Angeles, USA	-	-	-	-	-	-	-	-	-	-	-	-	-	-
Madrid, Spain	-	-	-	-	-	-	-	-	-	-	-	-	-	-
Montreal, Canada	-	-	-	-	-	-	-	-	-	2	-	2	-	0%
Moscow, Russia	-	-	-	-	-	-	-	-	-	-	-	-	-	-
Oslo, Norway	-	-	-	-	-	-	-	-	-	-	-	-	-	-
Paris, France	-	-	-	-	-	-	-	-	-	-	-	-	-	-
Rio de Janeiro, Brazil	-	-	-	-	-	-	-	-	-	-	-	-	-	-
Rome, Italy	11	-	-	-	11	-	0%	-	-	-	-	-	-	-
Seibersdorf, Austria	-	-	-	-	-	-	-	-	-	-	-	-	-	-
Seoul, Korea	-	-	-	-	-	-	-	-	-	-	-	-	-	-
Stockholm, Sweden	-	-	-	-	-	-	-	-	-	-	-	-	-	-
Sydney, Australia	-	-	-	-	-	-	-	-	-	-	-	-	-	-
Mexico City, Mexico	-	-	-	-	-	-	-	-	-	-	-	-	-	-
Tokyo, Japan	-	-	-	-	-	-	-	-	-	-	-	-	-	-
Salt Lake City, USA	-	-	-	-	-	-	-	-	-	-	-	-	-	-
Warsaw, Poland	-	-	-	-	-	-	-	-	-	-	-	-	-	-
Totals	66	0	349	0	415	0	0%	0	0	2	0	2	0	0%

Table 14: hGH Isoforms and hGH Biomarkers Tests Conducted per Laboratory (Blood)

Laboratory	hGH Isoforms						hGH Biomarkers											
	IC			OOC			Total AAFs	Total Samples	% AAF	IC			OOC			Total AAFs	Total Samples	% AAF
	Samples	ATF	AAF	Samples	ATF	AAF				Samples	ATF	AAF	Samples	ATF	AAF			
Almaty, Kazakhstan	74	-	-	74	-	-	-	148	0%	-	-	-	-	-	-	-	-	0%
Ankara, Turkey	-	-	-	-	-	-	-	-	0%	-	-	-	-	-	-	-	-	0%
Athens, Greece	-	-	-	-	-	-	-	-	0%	-	-	-	-	-	-	-	-	0%
Bangkok, Thailand	23	-	-	-	-	-	-	23	0%	-	-	-	-	-	-	-	-	0%
Barcelona, Spain	110	-	-	182	-	-	-	292	0%	-	-	-	-	-	-	-	-	0%
Beijing, China	162	-	-	621	-	-	-	783	0%	-	-	-	-	-	-	-	-	0%
Bloemfontein, South Africa	14	-	-	106	-	-	-	120	0%	-	-	-	-	-	-	-	-	0%
Bogota, Colombia	80	-	-	84	-	-	-	164	0%	-	-	-	-	-	-	-	-	0%
Bucharest, Romania	60	-	-	184	-	-	-	244	0%	-	-	-	-	-	-	-	-	0%
Cologne, Germany	357	-	-	1595	-	1	1	1952	0.1%	-	-	-	-	-	-	-	-	0%
New Delhi, India	116	-	-	66	-	-	-	182	0%	-	-	-	-	-	-	-	-	0%
Doha, Qatar	-	-	-	13	-	-	-	13	0%	-	-	-	24	-	-	-	24	0%
Dresden, Germany	42	-	-	710	-	-	-	752	0%	42	-	-	663	-	-	-	705	0%
Ghent, Belgium	17	-	-	14	-	-	-	31	0%	-	-	-	-	-	-	-	-	0%
Havana, Cuba	-	-	-	183	-	-	-	183	0%	-	-	-	-	-	-	-	-	0%
Helsinki, Finland	67	-	-	223	-	-	-	290	0%	-	-	-	-	-	-	-	-	0%
Lausanne, Switzerland	60	-	-	202	-	-	-	262	0%	-	-	-	43	-	-	-	43	0%
Lisbon, Portugal	-	-	-	42	-	-	-	42	0%	-	-	-	-	-	-	-	-	0%
London, UK	201	-	-	70	-	-	-	271	0%	157	-	-	506	-	-	-	663	0%
Los Angeles, USA	-	-	-	-	-	-	-	-	0%	-	-	-	-	-	-	-	-	0%
Madrid, Spain	92	-	-	264	-	1	1	356	0.3%	-	-	-	-	-	-	-	-	0%
Montreal, Canada	406	-	-	180	-	-	-	586	0%	-	-	-	-	-	-	-	-	0%
Moscow, Russia	145	-	-	752	-	1	1	897	0.1%	-	-	-	-	-	-	-	-	0%
Oslo, Norway	-	-	-	68	-	-	-	68	0%	23	-	-	481	-	-	-	504	0%
Paris, France	74	-	-	139	-	-	-	213	0%	-	-	-	-	-	-	-	-	0%
Rio de Janeiro, Brazil	50	-	-	147	-	-	-	197	0%	-	-	-	-	-	-	-	-	0%
Rome, Italy	65	-	-	98	-	-	-	163	0%	65	-	-	90	-	-	-	155	0%
Seibersdorf, Austria	221	-	-	313	-	-	-	534	0%	-	-	-	5	-	-	-	5	0%
Seoul, Korea	96	-	1	1	-	-	1	97	1.0%	-	-	-	-	-	-	-	-	0%
Stockholm, Sweden	67	-	-	92	-	-	-	159	0%	-	-	-	-	-	-	-	-	0%
Sydney, Australia	39	-	-	539	-	-	-	578	0%	-	-	-	52	-	-	-	52	0%
Mexico City, Mexico	34	-	-	-	-	-	-	34	0%	-	-	-	-	-	-	-	-	0%
Tokyo, Japan	21	-	-	61	-	-	-	82	0%	-	-	-	-	-	-	-	-	0%
Salt Lake City, USA	195	-	-	831	-	-	-	1026	0%	2	-	-	29	-	-	-	31	0%
Warsaw, Poland	75	-	-	265	-	-	-	340	0%	-	-	-	-	-	-	-	-	0%
Totals	2963	0	1	8119	0	3	4	11082	0.04%	289	0	0	1893	0	0	0	2182	0%

Table 15: HBT (Transfusion) and HBOCs Tests Conducted per Laboratory (Blood)

Laboratory	HBT (Transfusion)						HBOCs							
	IC Samples	AAF	OOB Samples	AAF	Total Samples	Total AAFs	% AAF	IC Samples	AAF	OOB Samples	AAF	Total Samples	Total AAFs	% AAF
Almaty, Kazakhstan	-	-	-	-	-	-	0%	-	-	-	-	-	-	0%
Ankara, Turkey	-	-	-	-	-	-	0%	-	-	-	-	-	-	0%
Athens, Greece	-	-	-	-	-	-	0%	-	-	-	-	-	-	0%
Bangkok, Thailand	-	-	-	-	-	-	0%	-	-	-	-	-	-	0%
Barcelona, Spain	12	-	93	-	105	-	0%	8	-	42	-	50	-	0%
Beijing, China	-	-	-	-	-	-	0%	6	-	16	-	22	-	0%
Bloemfontein, South Africa	-	-	-	-	-	-	0%	-	-	-	-	-	-	0%
Bogota, Colombia	-	-	-	-	-	-	0%	-	-	-	-	-	-	0%
Bucharest, Romania	-	-	-	-	-	-	0%	-	-	-	-	-	-	0%
Cologne, Germany	16	-	352	-	368	-	0%	188	-	494	-	682	-	0%
New Delhi, India	11	-	86	-	97	-	0%	177	-	251	-	428	-	0%
Doha, Qatar	-	-	-	-	-	-	0%	-	-	-	-	-	-	0%
Dresden, Germany	-	-	-	-	-	-	0%	-	-	7	-	7	-	0%
Ghent, Belgium	-	-	-	-	-	-	0%	-	-	-	-	-	-	0%
Havana, Cuba	-	-	-	-	-	-	0%	-	-	-	-	-	-	0%
Helsinki, Finland	-	-	-	-	-	-	0%	-	-	-	-	-	-	0%
Lausanne, Switzerland	-	-	34	-	34	-	0%	4	-	197	-	201	-	0%
Lisbon, Portugal	-	-	-	-	-	-	0%	-	-	-	-	-	-	0%
London, UK	-	-	-	-	-	-	0%	-	-	16	-	16	-	0%
Los Angeles, USA	-	-	-	-	-	-	0%	-	-	-	-	-	-	0%
Madrid, Spain	-	-	-	-	-	-	0%	-	-	-	-	-	-	0%
Montreal, Canada	13	-	19	-	32	-	0%	21	-	5	-	26	-	0%
Moscow, Russia	58	-	34	-	92	-	0%	197	-	20	-	217	-	0%
Oslo, Norway	2	-	-	-	2	-	0%	-	-	-	-	-	-	0%
Paris, France	-	-	-	-	-	-	0%	-	-	16	-	16	-	0%
Rio de Janeiro, Brazil	-	-	-	-	-	-	0%	-	-	-	-	-	-	0%
Rome, Italy	8	-	12	-	20	-	0%	2	-	8	-	10	-	0%
Seibersdorf, Austria	-	-	-	-	-	-	0%	-	-	6	-	6	-	0%
Seoul, Korea	-	-	-	-	-	-	0%	-	-	-	-	-	-	0%
Stockholm, Sweden	6	-	-	-	6	-	0%	-	-	-	-	-	-	0%
Sydney, Australia	-	-	-	-	-	-	0%	39	-	590	-	629	-	0%
Mexico City, Mexico	-	-	-	-	-	-	0%	-	-	-	-	-	-	0%
Tokyo, Japan	-	-	-	-	-	-	0%	6	-	29	-	35	-	0%
Salt Lake City, USA	-	-	-	-	-	-	0%	-	-	-	-	-	-	0%
Warsaw, Poland	15	-	-	-	15	-	0%	75	-	226	-	301	-	0%
Totals	141	0	630	0	771	0	0%	723	0	1923	0	2646	0	0%

Table 16: Summary - Substances Identified as AAFs in Each Drug Class in ADAMS (All Sports)

Substance Group	Occurrences	% of all ADAMS reported findings
S1. Anabolic Agents	1728	50%
S6. Stimulants	528	15%
S5. Diuretics and Other Masking Agents	428	12%
S9. Glucocorticosteroids	215	6%
S4. Hormone and Metabolic Modulators	152	4%
S8. Cannabinoids	127	4%
S3. Beta-2 Agonists	115	3%
S2. Peptide Hormones, Growth Factors and Related Substances	98	3%
S7. Narcotics	21	1%
P2. Beta-Blockers	19	1%
M2. Chemical and Physical Manipulation	1	0.03%
P1. Alcohol	0	0%
M1. Enhancement of Oxygen Transfer	0	0%
TOTAL*	3432	

Table 17: Summary - Substances Identified as ATFs in Each Drug Class in ADAMS (All Sports)

Substance Group	Occurrences	% of all ADAMS reported findings
S2. Peptide Hormones, Growth Factors and Related Substances	1778	93%
S1. Anabolic Agents	117	6%
S7. Narcotics	6	0.3%
S.4 Hormone and Metabolic Modulators	3	0.2%
S.6 Stimulants	3	0.2%
Other	3	0.2%
TOTAL*	1910	

* The Adverse Analytical Findings (AAFs) and Atypical Findings (ATFs) in this report are not to be confused with adjudicated or sanctioned Anti-Doping Rule Violations (ADRVs), as the figures given in this report may contain findings that underwent the Therapeutic Use Exemption (TUE) approval process or multiple findings on the same *Athlete*. In addition, Atypical Findings (ATF) may correspond to multiple measurements performed on the same *Athlete*, such as in the case of longitudinal studies on testosterone.

Table 18: Substances Identified in Each Drug Class in ADAMS (All Sports) as AAFs*

	Occurrences	% within drug class
S1.1 Anabolic Agents		
stanozolol	296	22%
nandrolone	176	13%
metandienone	143	10%
drostanolone	124	9%
the GC/C/IRMS results are consistent with the exogenous origin of the Steroid Profile target compound(s)	124	9%
dehydrochloromethyl-testosterone	91	7%
metenolone	82	6%
trenbolone	74	5%
boldenone	60	4%
oxandrolone	47	3%
the GC/C/IRMS result for 19-Norandrosterone is consistent with an exogenous origin	34	2%
mesterolone	29	2%
the GC/C/IRMS result for Boldenone and/or boldenone metabolite(s) is consistent with an exogenous origin	19	1%
clostebol	14	1%
1-androstendione	9	1%
1-testosterone	9	1%
methyltestosterone	8	1%
methasterone	7	1%
oxymetholone	7	1%
boldione	4	0%
fluoxymesterone	3	0%
gestrinone	2	0%
methylstenbolone	2	0.1%
oxabolone	2	0.1%
testosterone	2	0.1%
19-norandrostenedione	1	0.1%
7-keto-DHEA	1	0.1%
danazol	1	0.1%
methyl-1-testosterone	1	0.1%
oxymesterone	1	0.1%
stenbolone	1	0.1%
TOTAL*	1374	
S1.2 Other Anabolic Agents		
clenbuterol	314	89%
SARM (ostarine or S-22)	28	8%
tibolone	7	2%
SARM (andarine)	2	1%
SARM (LGD-4033)	2	1%
ractopamine	1	0.3%
TOTAL*	354	

* The *Adverse Analytical Findings* (AAFs) in these tables are not to be confused with adjudicated or sanctioned Anti-Doping Rule Violations (ADRVs), as the figures given in this report may contain findings that underwent the Therapeutic Use Exemption (TUE) approval process or multiple findings on the same *Athlete*. In addition, *Atypical Findings* (ATF) may correspond to multiple measurements performed on the same *Athlete*, such as in the case of longitudinal studies on testosterone.

Table 18: Substances Identified in Each Drug Class in ADAMS (All Sports) as AAFs

S.2 Peptide Hormones, Growth Factors and Related Substances	Occurrences	% within drug class
erythropoietin (EPO)	41	42%
luteinizing hormone (LH)	17	17%
chorionic gonadotrophin (CG)	12	12%
GHRP-2	7	7%
darbepoetin (dEPO)	5	5%
FG-4592	4	4%
Growth Hormone (GH)	4	4%
ipamorelin	3	3%
GHRP-6	3	3%
ibutamoren	2	2%
TOTAL*	98	

S.3 Beta-2 Agonists	Occurrences	% within drug class
terbutaline	87	76%
salbutamol	16	14%
fenoterol	10	9%
reproterol	1	1%
salmeterol	1	1%
TOTAL*	115	

S.4 Hormone and Metabolic Modulators	Occurrences	% within drug class
tamoxifen	59	39%
clomiphene	37	24%
anastrozole	16	11%
trimetazidine	11	7%
letrozole	10	7%
androstatrienedione	6	4%
GW1516	6	4%
androstene-3,6,17 trione (6-oxo)	2	1%
5 α -androst-2-en-17-one metabolites (aromatase inhibitor)	1	1%
arimistane	1	1%
exemestane	1	1%
insulin (aspart)	1	1%
testolactone	1	1%
TOTAL*	152	

S.5 Diuretics and Other Masking Agents	Occurrences	% within drug class
furosemide	153	36%
hydrochlorothiazide	125	29%
canrenone	33	8%
amiloride	24	6%
chlorothiazide	20	5%
spironolactone	10	2%
acetazolamide	9	2%
chlortalidone	9	2%
indapamide	9	2%
triamterene	9	2%
4-amino-6-chloro-1,3-benzenedisulphonamide (ACB)	7	2%
probenecid	5	1%
dorzolamide	4	1%
bendroflumethiazide	3	1%
torasemide	3	1%
althiazide	1	0.2%
bumetanide	1	0.2%
eplerenone	1	0.2%
glycerol	1	0.2%
hydroxyethyl starch	1	0.2%
TOTAL*	428	

* The *Adverse Analytical Findings* (AAFs) in these tables are not to be confused with adjudicated or sanctioned Anti-Doping Rule Violations (ADRVs), as the figures given in this report may contain findings that underwent the Therapeutic Use Exemption (TUE) approval process or multiple findings on the same *Athlete*. In addition, *Atypical Findings* (ATF) may correspond to multiple measurements performed on the same *Athlete*, such as in the case of longitudinal studies on testosterone.

Table 18: Substances Identified in Each Drug Class in ADAMS (All Sports) as AAFs

S.6 Stimulants	Occurrences	% within drug class
methylphenidate	96	18%
amfetamine	80	15%
cocaine	70	13%
methylhexaneamine (dimethylpentylamine)	56	11%
1,3-dimethylbutylamine	24	5%
oxilofrine (methysynephrine)	22	4%
d-amfetamine/dextroamfetamine	20	4%
ephedrine	19	4%
sibutramine	15	3%
methamfetamine (D-)	13	2%
tuaminoheptane	12	2%
phentermine	11	2%
modafinil	10	2%
fonturacetam [4-phenylpiracetam (carphedon)]	9	2%
heptaminol	9	2%
mephentermine	9	2%
pseudoephedrine	9	2%
methylenedioxyamphetamine	7	1%
cathine	5	1%
octopamine	5	1%
methylephedrine	4	1%
hydroxyamfetamine (parahydroxyamfetamine)	2	0.4%
isometheptene	2	0.4%
N-ethyl-1-phenylbutan-2-amine	2	0.4%
nikethamide	2	0.4%
phenethylamine and its derivatives	2	0.4%
phenmetrazine	2	0.4%
tenamfetamine (methylenedioxyamfetamine)	2	0.4%
Beta-methylphenylethylamine (2-phenylpropan-1-amine)	1	0.2%
levmethamfetamine	1	0.2%
mesocarb	1	0.2%
methoxyphenamine	1	0.2%
methylamphetamine	1	0.2%
phendimetrazine	1	0.2%
selegiline	1	0.2%
strychnine	1	0.2%
β-methylphenethylamine	1	0.2%
TOTAL*	528	

S.7 Narcotics	Occurrences	% within drug class
morphine	7	33%
oxycodone	7	33%
oxymorphone	3	14%
buprenorphine	2	10%
fentanyl and its derivatives	1	5%
methadone	1	5%
TOTAL*	21	

* The *Adverse Analytical Findings* (AAFs) in these tables are not to be confused with adjudicated or sanctioned Anti-Doping Rule Violations (ADRVs), as the figures given in this report may contain findings that underwent the Therapeutic Use Exemption (TUE) approval process or multiple findings on the same *Athlete*. In addition, *Atypical Findings* (ATF) may correspond to multiple measurements performed on the same *Athlete*, such as in the case of longitudinal studies on testosterone.

Table 18: Substances Identified in Each Drug Class in ADAMS (All Sports) as AAFs

	Occurrences	% within drug class
S.8 Cannabinoids		
carboxy-THC (11-nor-9-carboxy-delta9-tetrahydrocannabinol)	124	98%
cannabinimimetics (1-(5-fluoropentyl)-1H-indole-3-carboxylic acid)	2	2%
cannabinimimetics (AB-CHMINACA)	1	1%
TOTAL*	127	

	Occurrences	% within drug class
S.9 Glucocorticosteroids		
prednisolone	60	28%
prednisone	52	24%
betamethasone	31	14%
dexamethasone	19	9%
methylprednisolone	19	9%
triamcinolone acetonide	17	8%
budesonide	7	3%
deflazacort	4	2%
fluticasone propionate	3	1%
fluticasone	2	1%
triamcinolone	1	0.5%
TOTAL*	215	

	Occurrences	% within drug class
P2. Beta-Blockers		
bisoprolol	7	37%
metoprolol	6	32%
propranolol	3	16%
carvedilol	1	5%
nadolol	1	5%
sotalol	1	5%
TOTAL*	19	

	Occurrences	% within drug class
M2. Chemical and Physical Manipulation		
chemical and physical manipulation	1	100%
TOTAL*	1	

* The *Adverse Analytical Findings* (AAFs) in these tables are not to be confused with adjudicated or sanctioned Anti-Doping Rule Violations (ADRVs), as the figures given in this report may contain findings that underwent the Therapeutic Use Exemption (TUE) approval process or multiple findings on the same *Athlete*. In addition, *Atypical Findings* (ATF) may correspond to multiple measurements performed on the same *Athlete*, such as in the case of longitudinal studies on testosterone.

Table 19: Substances Identified in Each Drug Class in ADAMS (All Sports) as ATFs*

	Occurrences	% within drug class
S1.1 Anabolic Agents		
the GC/C/IRMS result is inconclusive	62	53%
boldenone	36	31%
19-norandrosterone	10	9%
the GC/C/IRMS result does not indicate an exogenous origin of the target compound(s)	7	6%
T/E ratio > 4	2	2%
TOTAL*	117	
S.2 Peptide Hormones, Growth Factors and Related Substances		
luteinizing hormone (LH)	1730	97%
chorionic gonadotrophin (CG)	44	2%
growth hormone (hGH)	3	0.2%
erythropoietin (EPO)	1	0.1%
TOTAL*	1778	
S.4 Hormone and Metabolic Modulators		
formestane	1	33%
dihydrotestolactone	1	33%
androstratrienedione	1	33%
TOTAL*	3	
S.6 Stimulants		
hydroxypseudoephedrine	3	100%
TOTAL*	3	
S.7 Narcotics		
morphine	6	100%
TOTAL*	6	
Other		
Optical density of the sample (diluted 10 times) significantly above the threshold value for negative sample	2	67%
sample degradation	1	33%
TOTAL*	3	

* The *Atypical Findings* (ATFs) in these tables are not to be confused with adjudicated or sanctioned Anti-Doping Rule Violations (ADRVs), as the figures given in this report may contain findings that underwent the Therapeutic Use Exemption (TUE) approval process or multiple findings on the same *Athlete*. In addition, *Atypical Findings* (ATF) may correspond to multiple measurements performed on the same *Athlete*, such as in the case of longitudinal studies on testosterone.

Table 20: Total Laboratory AAFs* per Drug Class as Reported in ADAMS (All Sports)

Laboratory	Anabolic Agents S1.	Peptide Hormones, Growth Factors and Related Substances S2.	Beta-2 Agonists S3.	Hormone and Metabolic Modulators S4.	Diuretics and Other Masking Agents S5.	Stimulants S6.	Narcotics S7.	Cannabinoids S8.	Glucocorticosteroids S9.	Alcohol P1.	Beta-Blockers P2.	Enhancement of Oxygen Transfer M1.	Chemical and Physical Manipulation M2.	Total Findings per Lab	% of total Findings
Almaty, Kazakhstan	18	-	-	1	6	3	-	-	2	-	-	-	-	30	0.9%
Ankara, Turkey	15	-	-	-	1	-	-	-	1	-	1	-	-	18	0.5%
Athens, Greece	49	-	3	1	14	18	-	3	6	-	-	-	-	94	2.7%
Bangkok, Thailand	48	-	1	3	27	16	-	2	-	-	-	-	-	97	2.8%
Barcelona, Spain	65	3	10	2	8	6	1	3	4	-	1	-	-	103	3.0%
Beijing, China	30	12	1	1	12	4	1	-	1	-	-	-	-	62	1.8%
Bloemfontein, South Africa	42	-	4	-	16	30	-	2	1	-	-	-	-	95	2.8%
Bogota, Colombia	28	1	1	1	15	9	-	3	4	-	-	-	-	62	1.8%
Bucharest, Romania	15	-	1	1	4	2	-	2	-	-	-	-	-	25	0.7%
Cologne, Germany	155	17	6	12	18	30	1	7	9	-	4	-	-	259	7.5%
New Delhi, India	123	-	5	2	11	28	-	1	10	-	-	-	-	180	5.2%
Doha, Qatar	12	-	-	-	2	-	1	1	1	-	-	-	-	17	0.5%
Dresden, Germany	40	1	2	5	9	19	-	11	3	-	-	-	-	90	2.6%
Ghent, Belgium	96	-	1	3	15	35	-	9	10	-	3	-	-	172	5.0%
Havana, Cuba	16	4	-	-	12	5	-	1	3	-	-	-	-	41	1.2%
Helsinki, Finland	11	-	-	1	6	2	-	-	2	-	-	-	-	22	0.6%
Lausanne, Switzerland	31	1	2	4	9	25	-	1	4	-	-	-	-	77	2.2%
Lisbon, Portugal	6	1	7	1	3	7	-	4	4	-	-	-	-	33	1.0%
London, UK	32	2	4	5	4	24	-	-	-	-	2	-	-	73	2.1%
Los Angeles, USA	17	-	-	5	19	20	4	3	4	-	2	-	-	74	2.2%
Madrid, Spain	10	3	5	6	21	13	-	11	13	-	1	-	-	83	2.4%
Montreal, Canada	162	10	4	12	33	44	4	7	10	-	-	-	-	286	8.3%
Moscow, Russia	112	7	9	25	20	27	-	3	17	-	1	-	-	221	6.4%
Oslo, Norway	39	2	4	2	5	10	-	4	4	-	-	-	-	70	2.0%
Paris, France	83	5	7	11	40	27	9	18	54	-	1	-	1	256	7.5%
Rio de Janeiro, Brazil	18	3	-	2	5	1	-	3	-	-	-	-	-	32	0.9%
Rome, Italy	26	10	6	4	10	11	-	13	13	-	2	-	-	95	2.8%
Seibersdorf, Austria	65	2	1	4	13	18	-	8	4	-	-	-	-	115	3.4%
Seoul, Korea	57	2	-	7	11	15	-	-	9	-	-	-	-	101	2.9%
Stockholm, Sweden	26	-	24	4	9	6	-	1	3	-	1	-	-	74	2.2%
Sydney, Australia	22	2	5	4	12	17	-	1	6	-	-	-	-	69	2.0%
Mexico City, Mexico	137	-	-	1	3	6	-	-	3	-	-	-	-	150	4.4%
Tokyo, Japan	20	-	-	4	5	10	-	-	4	-	-	-	-	43	1.3%
Salt Lake City, USA	45	4	1	2	13	25	-	1	5	-	-	-	-	96	2.8%
Warsaw, Poland	57	6	1	16	17	15	-	4	1	-	-	-	-	117	3.4%
TOTAL PER DRUG CLASS	1728	98	115	152	428	528	21	127	215	0	19	0	1	3432	
% of Drug Class	50.3%	2.9%	3.4%	4.4%	12.5%	15.4%	0.6%	3.7%	6.3%	0.0%	0.6%	0%	0.03%		

* The *Adverse Analytical Findings* (AAFs) in this table are not to be confused with adjudicated or sanctioned Anti-Doping Rule Violations (ADRVs), as the figures given in this report may contain findings that underwent the Therapeutic Use Exemption (TUE) approval process or multiple findings on the same *Athlete*.



2015 Anti-Doping Testing Figures

by Sport

Table of Contents

Total Samples Analyzed

- Table 1 : Total Samples Analyzed in ASOIF Sports/Disciplines
- Table 2 : Total Samples Analyzed in AIOWF Sports/Disciplines
- Table 3 : Total Samples Analyzed in ARISF Sports/Disciplines
- Table 4 : Total Samples Analyzed in AIMS Sports/Disciplines
- Table 5 : Total Samples Analyzed in Sports for Athletes with an Impairment
- Table 6 : Total Samples Analyzed in IPC Sports/Disciplines
- Table 7 : Total Samples Analyzed in Other Sports/Disciplines from Code Signatories
- Table 8 : Total Samples Analyzed in Other Sports/Disciplines

Sports Governed by ASOIF IFs:

- Table 9 : GC/C/IRMS Tests Conducted in ASOIF Sport/Disciplines
- Table 10 : ESA Tests Conducted in ASOIF Sport/Disciplines
- Table 11 : GHRF(GHS/GHRP) Tests Conducted in ASOIF Sport/Disciplines (Urine)
- Table 12 : GHRF(GHRH) Tests Conducted in ASOIF Sport/Disciplines (Urine)
- Table 13 : GnRH Tests Conducted in ASOIF Sport/Disciplines (Urine)
- Table 14 : Insulin Tests Conducted in ASOIF Sport/Disciplines (Urine)
- Table 15 : Insulin Tests Conducted in ASOIF Sport/Disciplines (Blood)
- Table 16 : IGF-I Tests Conducted in ASOIF Sport/Disciplines (Urine and Blood)
- Table 17 : hGH Isoforms Tests Conducted in ASOIF Sport/Disciplines (Blood)
- Table 18 : hGH Biomarkers Tests Conducted in ASOIF Sport/Disciplines (Blood)
- Table 19 : HBOC Tests Conducted in ASOIF Sport/Disciplines (Blood)
- Table 20 : HBT (Transfusion) Tests Conducted in ASOIF Sport/Disciplines (Blood)

Sports Governed by AIOWF IFs:

- Table 21 : GC/C/IRMS Tests Conducted in AIOWF Sport/Disciplines (Urine)
- Table 22 : ESA Tests Conducted in AIOWF Sport/Disciplines (Urine and Blood)
- Table 23 : GHRF(GHS/GHRP) Tests Conducted in AIOWF Sport/Disciplines (Urine)
- Table 24 : GHRF(GHRH) Tests Conducted in AIOWF Sport/Disciplines (Urine)
- Table 25 : GnRH Tests Conducted in AIOWF Sport/Disciplines (Urine)
- Table 26 : Insulin Tests Conducted in AIOWF Sport/Disciplines (Urine)
- Table 27 : IGF-I Tests Conducted in AIOWF Sport/Disciplines (Urine)
- Table 28 : hGH Isoforms Tests Conducted in AIOWF Sport/Disciplines (Blood)
- Table 29 : hGH Biomarkers Tests Conducted in AIOWF Sport/Disciplines (Blood)
- Table 30 : HBOC Tests Conducted in AIOWF Sport/Disciplines (Blood)
- Table 31 : HBT (Transfusion) Tests Conducted in AIOWF Sport/Disciplines (Blood)

Sports Governed by ARISF IFs:

- Table 32 : GC/C/IRMS Tests Conducted in ARISF Sport/Disciplines (Urine)
- Table 33 : ESA Tests Conducted in ARISF Sport/Disciplines (Urine and Blood)
- Table 34 : GHRF(GHS/GHRP) Tests Conducted in ARISF Sport/Disciplines (Urine)
- Table 35 : GHRF(GHRH) Tests Conducted in ARISF Sport/Disciplines (Urine)
- Table 36 : GnRH Tests Conducted in ARISF Sport/Disciplines (Urine)
- Table 37 : Insulin Tests Conducted in ARISF Sport/Disciplines (Urine and Blood)
- Table 38 : IGF-I Tests Conducted in ARISF Sport/Disciplines (Urine and Blood)
- Table 39 : hGH Isoforms Tests Conducted in ARISF Sport/Disciplines (Blood)
- Table 40 : hGH Biomarkers Tests Conducted in ARISF Sport/Disciplines (Blood)
- Table 41 : HBOC and HBT (Transfusion) Tests Conducted in ARISF Sport/Disciplines

Table of Contents

Sports Governed by AIMS IFs:

- Table 42 : GC/C/IRMS Tests Conducted in AIMS Sport/Disciplines
- Table 43 : ESA Tests Conducted in AIMS Sport/Disciplines (Urine and Blood)
- Table 44 : GHRF(GHS/GHRP) and GHRF(GHRH) Tests Conducted in AIMS Sport/Disciplines (Urine)
- Table 45 : GnRH Tests Conducted in AIMS Sport/Disciplines (Urine)
- Table 46 : Insulin and IGF-I Tests Conducted in AIMS Sport/Disciplines (Urine)
- Table 47 : hGH Isoforms Tests Conducted in AIMS Sport/Disciplines (Blood)
- Table 48 : hGH Biomarkers Tests Conducted in AIMS Sport/Disciplines (Blood)
- Table 49 : HBOC and HBT (Transfusion) Tests Conducted in AIMS Sport/Disciplines (Blood)

Sports Governed by the IPC:

- Table 50 : GC/C/IRMS Tests Conducted in IPC Sport/Disciplines
- Table 51 : ESA Tests Conducted in IPC Sport/Disciplines
- Table 52 : GHRF(GHS/GHRP) and GHRF (GHRH) Tests Conducted in IPC Sports/Disciplines
- Table 53 : GnRH Tests Conducted in IPC Sports/Disciplines
- Table 54 : Insulin and IGF-I Tests Conducted in IPC Sports/Disciplines (Urine)
- Table 55 : hGH Isoforms Tests Conducted in IPC Sports/Disciplines (Blood)
- Table 56 : hGH Biomarkers Tests Conducted in IPC Sports/Disciplines (Blood)
- Table 57 : HBOC Tests Conducted in IPC Sport/Disciplines (Blood)
- Table 58 : HBT (Transfusion) Tests Conducted in IPC Sport/Disciplines (Blood)

Sports for Athletes with an Impairment - Tests Conducted:

- Table 59 : GC/C/IRMS Tests Conducted in Sports for Athletes with an Impairment (Urine)
- Table 60 : ESA Tests Conducted in Sports for Athletes with an Impairment (Urine and Blood)
- Table 61 : GHRF(GHS/GHRP) and GHRF(GHRH) Tests Conducted in Sports for Athletes with an Impairment (Urine)
- Table 62 : GnRH Tests Conducted in Sports for Athletes with an Impairment (Urine)
- Table 63 : Insulin and IGF-I Tests Conducted in Sports for Athletes with an Impairment (Urine)
- Table 64 : hGH Isoforms and hGH Biomarkers Tests Conducted in Sports for Athletes with an Impairment (Blood)
- Table 65 : HBOC and HBT (Transfusion) Tests Conducted in Sports for Athletes with an Impairment (Blood)

Other Sports/Disciplines from Code Signatories - Tests Conducted:

- Table 66 : GC/C/IRMS Tests Conducted in Other Sports/Disciplines from Code Signatories (Urine)
- Table 67 : ESA Tests Conducted in Other Sports/Disciplines from Code Signatories (Urine and Blood)
- Table 68 : GHRF(GHS/GHRP) and GHRF(GHRH) Tests Conducted in Other Sports/Disciplines from Code Signatories (Urine)
- Table 69 : GnRH Tests Conducted in Other Sports/Disciplines from Code Signatories (Urine)
- Table 70 : Insulin Tests Conducted in Other Sports/Disciplines from Code Signatories (Urine and Blood)
- Table 71 : IGF-I Tests Conducted in Other Sports/Disciplines from Code Signatories (Urine)
- Table 72 : hGH Isoforms and hGH Biomarkers Tests Conducted in Other Sports/Disciplines from Code Signatories (Blood)
- Table 73 : HBOC and HBT (Transfusion) Tests Conducted in Other Sports/Disciplines from Code Signatories (Blood)

Table of Contents

Other Sports/Disciplines - Tests Conducted:

- Table 74 : GC/C/IRMS Tests Conducted in Other Sports/Disciplines(Urine)
- Table 75 : ESA Tests Conducted in Other Sports/Disciplines (Urine and Blood)
- Table 76 : GHRF(GHS/GHRP) Tests Conducted in Other Sports/Disciplines (Urine)
- Table 77 : GHRF(GHRH) Tests Conducted in Other Sports/Disciplines (Urine)
- Table 78 : GnRH Tests Conducted in Other Sports/Disciplines (Urine)
- Table 79 : Insulin Tests Conducted in Other Sports/Disciplines (Urine and Blood)
- Table 80 : IGF-I Tests Conducted in Other Sports/Disciplines (Urine and Blood)
- Table 81 : hGH Isoforms Tests Conducted in Other Sports/Disciplines (Blood)
- Table 82 : hGH Biomarkers Tests Conducted in Other Sports/Disciplines (Blood)
- Table 83 : HBOC Tests Conducted in Other Sports/Disciplines (Blood)
- Table 84 : HBT (Transfusion) Tests Conducted in Other Sports/Disciplines (Blood)

Total AAFs per Drug Class

- Table 85 : Total AAFs per Drug Class as Reported in ASOIF Sports
- Table 86 : Total AAFs per Drug Class as Reported in AIOWF Sports
- Table 87 : Total AAFs per Drug Class as Reported in ARISF Sports
- Table 88 : Total AAFs per Drug Class as Reported in AIMS Sports
- Table 89 : Total AAFs per Drug Class as Reported in IPC Sports and Sports for Athletes with an Impairment
- Table 90 : Total AAFs per Drug Class in Other Sports - Code Signatories and Other Sports

Terms and Abbreviations

IC	In-Competition
OOO	Out-of-Competition
Sample	Any biological material collected for the purposes of Doping Control*
AAF	Adverse Analytical Finding
ATF	Atypical Finding

GC/C/IRMS	Gas Chromatograph/Carbon/Isotope Ratio Mass Spectrometry (e.g. "IRMS")
ESA	Erythropoiesis Stimulating Agent**
hGH Isoforms	Human Growth Hormone Isoform Differential Immunoassays
hGH Biomarkers	Human Growth Hormone Biomarkers
GHRF(GHS/GHRP)	Growth Hormone Releasing Factors (Growth Hormone Secretagogues/GH-Releasing Peptides)
GHRF(GHRH)	Growth Hormone Releasing Factors (Growth Hormone Releasing Hormone)
GnRH	Gonadotrophin Releasing Hormones
HBT	Homologous Blood Transfusion
HBOC	Haemoglobin Based Oxygen Carrier
IGF-I	Insulin-like Growth Factor-I (and its analogues)
ABP	Athlete Biological Passport

IOC	International Olympic Committee
ASOIF	Association of Summer Olympic International Sports Federations
AIOWF	Association of International Olympic Winter Sports Federations
ARISF	Association of IOC Recognized International Sports Federations
AIMS	Alliance of Independent Members of SportAccord
NADO	National Anti-Doping Organization
RADO	Regional Anti-Doping Organization
NOC	National Olympic Committee
MEO	Multi-Sports Organizations and Events
IF	International Federation
NF	National Federation
IPC	International Paralympic Committee***

ADAMS	Anti-Doping Administration and Management System
TA	Testing Authority
SCA	Sample Collection Authority

-	a "dash" represents "0" (no data) in tables compiling the number of Samples, ATFs or AAFs
----------	---

(R)	A discipline which is discontinued in ADAMS based on request of the governing IF, being an event under an existing discipline or being no longer necessary for administrative purposes
--------------	--

* Biological material limited to urine and blood in this report

** Including recombinant erythropoietins (i.e. epoetins) and their analogues (e.g. darbepoetin, pegserpoetin, peginesatide, CERA, EPO-Fc)

*** Limited to sport/disciplines under the governance of the IPC (others are compiled under the category "Sports for Athletes with an Impairment")

2015 Anti-Doping Testing Figures
Samples Analyzed and Reported by Accredited Laboratories in ADAMS

Table 1: Total Samples Analyzed in ASOIF Sports/Disciplines

Sports	Disciplines	Urine						Blood						Sub Total	Total Samples	Total AAFs	% AAF
		Samples	IC ATF	AAF	Samples	ATF	AAF	Samples	IC ATF	AAF	Samples	ATF	AAF				
Aquatics	Swimming	2864	22	19	3131	39	9	235	-	-	253	-	-	6483	12,973	54	0.4%
	Water Polo	827	19	4	973	3	2	48	-	-	22	-	-	1870			
	Swimming Sprint 100m or less	723	2	8	396	-	1	29	-	-	39	-	-	1187			
	Swimming Middle Distance 200-400m	598	1	-	405	0	0	9	-	-	33	-	-	1045			
	Diving	478	4	4	341	2	0	-	-	-	15	-	-	834			
	Open Water	253	-	4	204	1	-	39	-	-	32	-	-	528			
	Aquatics	264	-	1	96	0	0	23	-	-	8	-	-	391			
	Synchronized Swimming	131	-	1	226	0	0	8	-	-	10	-	-	375			
Swimming Long Distance 800m+	144	-	1	103	1	-	1	-	-	12	-	-	260				
Archery	Archery	578	3	5	289	3	1	-	-	-	1	-	-	868	928	7	0.8%
	Recurve	25	-	-	9	-	-	-	-	-	-	-	-	34			
	Compound	18	-	1	7	-	-	-	-	-	-	-	-	25			
	Bow without sight	-	-	-	1	-	-	-	-	-	-	-	-	1			
Athletics	Athletics	8533	134	105	6109	98	36	385	-	-	910	-	-	15937	30,308	265	0.9%
	Long Distance 3000m+	2336	12	21	1127	19	3	131	-	-	188	-	-	3782			
	Sprint 400m or less	1171	10	15	1199	9	4	52	-	-	241	-	-	2663			
	Throws	745	-	13	561	2	1	30	-	-	99	-	-	1435			
	Jumps	643	4	8	567	-	2	14	-	-	62	-	-	1286			
	Middle Distance 800-1500m	567	2	3	529	2	2	25	-	-	82	-	-	1203			
	Track	187	-	1	539	-	1	-	-	-	150	-	-	876			
	Marathon	558	1	11	118	1	1	12	-	-	16	-	-	704			
	Cross Country	479	2	3	10	-	-	67	-	-	-	-	-	556			
	Combined Events	178	-	1	260	1	-	1	-	-	40	-	-	479			
	Field	35	-	1	353	-	3	1	-	-	52	-	1	441			
	Race Walk	188	-	4	201	1	16	1	-	-	20	-	-	410			
	Mountain Running	231	1	6	-	-	-	8	-	-	-	-	-	239			
	Half Marathon	108	-	1	-	-	-	31	-	-	-	-	-	139			
	Indoor Athletics (R)	70	-	-	-	-	-	2	-	-	-	-	-	72			
	Road Running	50	-	1	8	-	1	-	-	-	2	-	-	60			
	Ultra Running	17	-	-	2	-	-	-	-	-	-	-	-	19			
	High Jump (R)	3	-	-	-	-	-	-	-	-	-	-	-	3			
Decathlon (R)	1	-	-	1	-	-	1	-	-	-	-	-	3				
Discus Throwing (R)	-	-	-	1	-	-	-	-	-	-	-	-	1				
Badminton	-	783	5	1	479	7	1	2	-	-	21	-	-	1,285	2	0.2%	
Basketball	Basketball	3485	14	58	1853	12	5	26	-	-	113	-	-	5477	5,504	64	1.2%
	3 on 3	16	-	-	3	-	-	-	-	-	-	-	-	19			
	Beach Basketball	8	-	1	-	-	-	-	-	-	-	-	-	8			
Boxing	Boxing	2466	17	70	1740	11	15	108	-	-	442	-	-	4756	4,842	85	1.8%
	AIBA WSB Boxing	82	-	-	-	-	-	-	-	-	-	-	-	82			
	AIBA Pro Boxing	4	-	-	-	-	-	-	-	-	-	-	-	4			

2015 Anti-Doping Testing Figures
Samples Analyzed and Reported by Accredited Laboratories in ADAMS

Table 1: Total Samples Analyzed in ASOIF Sports/Disciplines (continued)

Sports	Disciplines	Urine						Blood						Sub Total	Total Samples	Total AAFs	% AAF
		Samples	IC ATF	AAF	Samples	IC ATF	AAF	Samples	IC ATF	AAF	Samples	IC ATF	AAF				
Canoe / Kayak	Canoe Kayak	1179	21	16	1639	23	4	80	-	-	169	-	-	3067	4,547	31	0.7%
	Canoe Slalom	164	-	4	197	1	-	15	-	-	34	-	-	410			
	Sprint (200m)	128	1	1	121	1	-	13	-	-	18	-	-	280			
	Long Distance (1000m)	121	-	-	120	-	-	18	-	-	18	-	-	277			
	Middle Distance (500m)	124	1	2	102	-	1	5	-	-	6	-	-	237			
	Canoe Sprint (Flatwater) (R)	79	-	-	25	-	-	2	-	-	13	-	-	119			
	Canoe Polo	55	-	-	8	-	1	-	-	-	-	-	-	63			
	Marathon	34	-	-	6	-	1	4	-	-	-	-	-	44			
	Wildwater	24	-	1	-	-	-	-	-	-	-	-	-	24			
	Ocean Racing	20	-	-	-	-	-	-	-	-	-	-	-	20			
Freestyle	1	-	-	4	-	-	-	-	-	1	-	-	6				
Cycling	Road	6460	30	92	4123	39	18	407	-	-	569	-	1	11559	22,652	244	1.1%
	Cycling	2737	16	60	1880	34	11	176	-	1	293	-	-	5086			
	Mountain Bike	1719	7	33	354	1	2	27	1	-	87	-	-	2187			
	Track	908	3	12	384	3	1	43	2	-	65	-	-	1400			
	Cyclo-Cross	687	-	11	60	-	-	23	-	-	3	-	-	773			
	Track Endurance	374	2	2	172	2	-	9	-	-	37	-	-	592			
	Track Sprint	347	5	-	137	-	-	1	-	-	44	-	-	529			
	BMX	256	-	-	119	-	-	6	-	-	6	-	-	387			
	Trials	103	5	-	-	-	-	2	-	-	-	-	-	105			
	Indoor (Artistic, Cycle Ball) (R)	14	-	-	-	-	-	-	-	-	-	-	-	14			
	Artistic	4	-	-	7	-	-	-	-	-	-	-	-	11			
	Cycle-Ball	7	-	-	2	-	-	-	-	-	-	-	-	9			
	Equestrian	Equestrian	86	-	3	36	1	-	-	-	-	2	-	-			
Jumping		81	1	3	23	-	1	-	-	-	-	-	-	104			
Eventing		34	-	-	58	-	1	-	-	-	-	-	-	92			
Dressage		29	1	1	25	-	-	-	-	-	-	-	-	54			
Endurance		19	-	-	4	-	-	-	-	-	-	-	-	23			
Vaulting		10	-	-	2	-	-	-	-	-	-	-	-	12			
Professional Racing		6	-	-	-	-	-	-	-	-	-	-	-	6			
Reining		2	-	-	2	-	-	-	-	-	-	-	-	4			
Fencing	Fencing	703	7	4	512	7	-	9	-	-	6	-	-	1230	1,818	6	0.3%
	Foil	102	-	2	115	-	-	-	-	-	6	-	-	223			
	Sabre	90	-	-	98	1	-	2	-	-	-	-	-	190			
	Epee	68	1	-	102	2	-	-	-	-	5	-	-	175			
Field Hockey	Field Hockey	584	5	4	772	8	2	10	-	-	19	-	-	1385	1,432	6	0.4%
	Indoor	43	-	-	4	-	-	-	-	-	-	-	-	47			
Football	Football	24654	154	141	5618	58	8	697	-	-	617	-	-	31586	32,362	160	0.5%
	Futsal	513	8	8	66	4	-	-	-	-	-	-	-	579			
	Beach	168	-	3	29	-	-	-	-	-	-	-	-	197			
Golf	-	329	2	8	88	-	2	-	-	-	-	-	-	417	10	2.4%	

2015 Anti-Doping Testing Figures
Samples Analyzed and Reported by Accredited Laboratories in ADAMS

Table 1: Total Samples Analyzed in ASOIF Sports/Disciplines (continued)

Sports	Disciplines	Urine						Blood						Sub Total	Total Samples	Total AAFs	% AAF
		IC Samples	ATF	AAF	OOB Samples	ATF	AAF	IC Samples	ATF	AAF	OOB Samples	ATF	AAF				
Gymnastics	Gymnastics	328	-	5	440	1	-	-	-	-	13	-	-	781	2,416	10	0.4%
	Artistic	273	-	3	459	2	1	2	-	-	22	-	-	756			
	Rhythmic	237	-	-	139	-	-	-	-	-	2	-	-	378			
	Trampoline	119	1	-	154	5	-	-	-	-	5	-	-	278			
	Aerobic	72	-	-	37	-	-	-	-	-	3	-	-	112			
	Acrobatic	44	-	-	48	-	-	-	-	-	-	-	-	92			
Handball	Tumbling	19	-	1	-	-	-	-	-	-	-	-	19	3,739	25	0.7%	
	Indoor	1962	6	15	1655	2	10	6	-	-	81	-	-				3704
	Beach	32	-	-	3	-	-	-	-	-	-	-	35				
Judo	-	2843	35	26	2051	29	9	29	-	-	181	-	-	-	5,104	35	0.7%
Modern Pentathlon	Modern Pentathlon	304	1	-	298	4	-	3	-	-	26	-	-	631	642	0	0%
Pentathlon	Biathlon	11	-	-	-	-	-	-	-	-	-	-	-	11			
Rowing	-	1691	27	26	3142	42	11	142	-	-	313	-	-	-	5,288	37	0.7%
Rugby Union	Fifteens	1335	13	17	2277	59	14	43	-	-	390	-	-	4045	8,451	80	0.9%
	Rugby Union	1115	11	31	1405	11	4	6	-	-	249	-	-	2775			
	Sevens	662	29	10	827	31	4	15	-	-	123	-	-	1627			
	Beach Rugby	4	-	-	-	-	-	-	-	-	-	-	-	4			
Sailing	Sailing	385	6	1	313	1	1	-	-	-	11	-	-	709	815	3	0.4%
	Laser-R	14	-	1	7	-	-	-	-	-	3	-	-	24			
	RS:X	16	-	-	3	-	-	-	-	-	1	-	-	20			
	49erFX	6	-	-	10	-	-	-	-	-	-	-	-	16			
	470 crew	5	-	-	5	-	-	-	-	-	-	-	-	10			
	Finn	8	-	-	1	-	-	-	-	-	-	-	-	9			
	NACRA 17	3	-	-	6	-	-	-	-	-	-	-	-	9			
	Laser	6	-	-	2	-	-	-	-	-	-	-	-	8			
	Laser-S	4	-	-	-	-	-	-	-	-	-	-	-	4			
	470 helm	-	-	-	2	-	-	-	-	-	-	-	-	2			
Sonar	2	-	-	-	-	-	-	-	-	-	-	-	2				
49er crew	-	-	-	2	-	-	-	-	-	-	-	-	2				
Shooting	Shooting	1746	11	14	663	5	3	-	-	-	-	-	-	2409	2,849	21	0.7%
	Shotgun	164	2	2	38	-	-	-	-	-	-	-	-	202			
	Pistol	83	-	1	40	-	-	-	-	-	-	-	-	123			
	Rifle	81	-	1	34	-	-	-	-	-	-	-	-	115			
Table Tennis	-	620	5	4	393	-	-	-	-	-	6	-	-	-	1,019	4	0.4%
Taekwondo	Taekwondo	1136	8	17	604	12	2	20	-	-	29	-	-	1789	2,184	21	1.0%
	Sparring	182	-	-	157	1	2	-	-	-	7	-	-	346			
	Poomsae	37	-	-	11	-	-	-	-	-	1	-	-	49			
Tennis	Tennis	2523	8	15	929	12	6	166	-	-	829	-	-	4447	4,451	21	0.5%
	Beach Tennis	4	-	-	-	-	-	-	-	-	-	-	-	4			

2015 Anti-Doping Testing Figures
Samples Analyzed and Reported by Accredited Laboratories in ADAMS

Table 1: Total Samples Analyzed in ASOIF Sports/Disciplines (continued)

Sports	Disciplines	Urine						Blood						Sub Total	Total Samples	Total AAFs	% AAF
		IC Samples	ATF	AAF	OOB Samples	ATF	AAF	IC Samples	ATF	AAF	OOB Samples	ATF	AAF				
Triathlon	Triathlon	1859	7	11	1554	6	2	146	-	-	312	-	-	3871	4,130	20	0.5%
	Duathlon	172	0	7	27	-	-	-	-	-	4	-	-	203			
	Long Distance	21	-	-	9	-	-	-	-	-	1	-	-	31			
	Aquathlon	10	0	0	0	-	-	-	-	-	-	-	-	10			
	Cross Triathlon	-	-	-	6	-	-	-	-	-	3	-	-	9			
	Winter Triathlon	6	-	-	-	-	-	-	-	-	-	-	6				
Volleyball	Volleyball	2098	8	18	1555	8	-	6	-	-	151	-	-	3810	4,502	21	0.5%
	Beach	430	-	1	226	1	2	8	-	-	28	-	-	692			
Weightlifting	-	4852	32	193	4343	63	79	402	1	-	665	4	-	-	10,262	272	2.7%
Wrestling	Wrestling	1897	42	33	1449	36	12	50	-	-	154	-	-	3550	5,381	62	1.2%
	Freestyle	458	-	6	427	-	-	15	-	-	40	-	-	940			
	Greco-Roman	359	4	8	375	-	1	12	-	-	82	-	-	828			
	Women's Freestyle	39	-	2	2	-	-	1	-	-	-	-	-	42			
	Beach Wrestling	14	-	-	2	-	-	-	-	-	-	-	-	16			
	Grappling	4	-	-	1	-	-	-	-	-	-	-	5				
	Totals	103,208	779	1,252	64,986	728	320	3,910	4	1	8,616	4	2	180,720	1,575	0.87%	

2015 Anti-Doping Testing Figures
Samples Analyzed and Reported by Accredited Laboratories in ADAMS

Table 2: Total Samples Analyzed in AIOWF Sports/Disciplines

Sports	Disciplines	Urine						Blood						Sub Total	Total Samples	Total AAFs	% AAF
		IC Samples	IC ATF	IC AAF	OOO Samples	OOO ATF	OOO AAF	IC Samples	IC ATF	IC AAF	OOO Samples	OOO ATF	OOO AAF				
Biathlon	-	860	-	2	909	2	1	7	-	-	144	-	-	1920	1,920	3	0.2%
Bobsleigh	Bobsleigh	93	-	1	452	7	1	-	-	-	86	-	-	631	854	2	0.2%
	Skeleton	63	-	-	141	-	-	-	-	-	19	-	-	223			
Curling	-	143	-	1	118	1	-	-	-	-	4	-	-	265	265	1	0.4%
Ice Hockey	Ice Hockey	1525	5	28	1538	6	2	11	-	-	126	-	-	3200	3,359	36	1.1%
	Junior Ice Hockey	134	-	6	25	-	-	-	-	-	-	-	-	159			
Luge	-	90	-	-	197	-	-	-	-	-	16	-	-	303	303	0	0%
Skating	Speed Skating	479	2	-	569	5	-	14	-	-	66	-	-	1128	3,605	6	0.2%
	Short Track	391	6	-	378	4	1	10	-	-	31	-	-	810			
	Figure Skating	335	3	2	235	-	1	-	-	-	1	-	-	571			
	Speed Skating 1500m or less	317	1	1	174	2	-	3	-	-	22	-	-	516			
	Speed Skating >1500m	161	2	-	169	2	-	5	-	-	35	-	-	370			
	Skating	48	-	-	46	-	-	10	-	-	17	-	-	121			
	Short Track (1500m or less) (R)	19	1	-	33	-	-	-	-	-	5	-	-	57			
	Synchronized Skating	26	-	1	-	-	-	-	-	-	-	-	-	26			
	Short Track (>1500m) (R)	2	-	-	4	-	-	-	-	-	-	-	-	6			
Skiing	Cross-Country	952	1	6	1299	7	1	52	-	-	429	-	-	2732	5,555	10	0.2%
	Alpine	364	-	-	805	3	-	16	-	-	134	-	-	1319			
	Nordic Combined	86	-	-	253	-	-	7	-	-	80	-	-	426			
	Freestyle	200	4	1	171	3	-	-	-	-	1	-	-	372			
	Snowboard	179	-	1	170	1	-	-	-	-	7	-	-	356			
	Ski Jumping	124	-	1	148	2	-	-	-	-	31	-	-	303			
	Skiing	15	-	0	28	-	-	-	-	-	-	-	-	43			
	Slopestyle	-	-	-	4	-	-	-	-	-	-	-	-	4			
Totals		6,606	25	51	7,866	45	7	135	0	0	1254	0	0		15,861	58	0.37%

2015 Anti-Doping Testing Figures
Samples Analyzed and Reported by Accredited Laboratories in ADAMS

Table 3: Total Samples Analyzed in ARISF Sports/Disciplines

Sports	Disciplines	Urine						Blood						Sub Total	Total Samples	Total AAFs	% AAF
		IC			OOC			IC			OOC						
		Samples	ATF	AAF	Samples	ATF	AAF	Samples	ATF	AAF	Samples	ATF	AAF				
Air Sports	Parachuting	38	-	-	23	-	-	-	-	-	-	-	-	61	139	3	2.2%
	General Aviation	16	-	1	2	-	1	-	-	-	-	-	-	18			
	Hang Gliding & Paragliding	6	-	-	11	-	-	-	-	-	-	-	-	17			
	Gliding	4	-	-	6	-	-	-	-	-	-	-	-	10			
	Aerobatic	6	-	-	2	-	-	-	-	-	-	-	-	8			
	Microlight and Paramotor	4	-	-	3	-	-	-	-	-	-	-	-	7			
	Aeromodelling	4	-	-	2	-	-	-	-	-	-	-	-	6			
	Powered Paragliding	5	-	-	-	-	-	-	-	-	-	-	-	5			
	Rotorcraft	4	-	1	-	-	-	-	-	-	-	-	-	4			
Ballooning	-	-	-	3	-	-	-	-	-	-	-	-	3				
American Football	-	318	-	8	340	1	16	4	-	-	15	-	-	-	677	24	4%
Automobile	Automobile Sports	344	-	10	10	-	-	-	-	-	6	-	-	360	471	18	3.8%
	Rally	49	-	6	2	-	-	-	-	-	-	-	-	51			
	Karting	46	-	2	-	-	-	-	-	-	-	-	-	46			
	Auto Cross	14	-	-	-	-	-	-	-	-	-	-	-	14			
Bandy	-	78	-	2	43	-	-	2	-	-	3	-	-	-	126	2	1.6%
Baseball	-	716	29	27	737	25	7	61	-	-	24	-	-	-	1538	34	2.2%
Basque Pelota	-	71	1	1	67	-	4	-	-	-	-	-	-	-	138	5	3.6%
Billiards	Billiards	117	3	4	23	-	-	-	-	-	-	-	-	140	213	5	2.3%
	Snooker	27	1	-	10	-	-	-	-	-	-	-	-	37			
	Pool	28	-	1	1	-	-	-	-	-	-	-	-	29			
	Carom	4	-	-	3	-	-	-	-	-	-	-	-	7			
Boules Sports	Petanque	92	2	5	30	-	-	-	-	-	-	-	-	122	163	6	4%
	Lawn Bowl	24	-	1	1	-	-	-	-	-	-	-	-	25			
	Boules Sports	13	-	-	3	-	-	-	-	-	-	-	-	16			
Bowling	Bowling	94	3	-	86	-	-	-	-	-	-	-	-	180	205	0	0%
	Ten-Pin	16	-	-	1	-	-	-	-	-	-	-	-	17			
	Nine-Pin Classic	8	-	-	-	-	-	-	-	-	-	-	-	8			
Bridge	-	24	1	-	3	-	-	-	-	-	-	-	-	-	27	0	0%
Chess	-	63	-	1	7	-	-	-	-	-	-	-	-	-	70	1	1%
Cricket	Cricket	583	4	2	401	1	-	-	-	-	9	-	-	993	995	2	0.2%
	Twenty20	-	-	-	2	-	-	-	-	-	-	-	-	2			
DanceSport	DanceSport	132	4	4	42	-	1	-	-	-	-	-	-	174	313	7	2.2%
	Standard	90	-	-	2	-	-	-	-	-	-	-	-	92			
	Latin	20	-	1	3	-	-	-	-	-	-	-	-	23			
	Rock'n'Roll	14	-	-	-	-	-	-	-	-	-	-	-	14			
	Youth	5	-	1	-	-	-	-	-	-	-	-	-	5			
	Senior	3	-	-	-	-	-	-	-	-	-	-	-	3			
	Prof. div. Latin	2	-	-	-	-	-	-	-	-	-	-	-	2			

2015 Anti-Doping Testing Figures
Samples Analyzed and Reported by Accredited Laboratories in ADAMS

Table 3: Total Samples Analyzed in ARISF Sports/Disciplines (continued)

Sports	Disciplines	Urine						Blood						Sub Total	Total Samples	Total AAFs	% AAF
		IC			OOC			IC			OOC						
		Samples	ATF	AAF	Samples	ATF	AAF	Samples	ATF	AAF	Samples	ATF	AAF				
Floorball	-	216	-	2	151	-	-	4	-	-	7	-	-	-	378	2	0.5%
Flying Disc	Ultimate	12	-	-	3	-	-	-	-	-	-	-	-	15	19	0	0%
	Flying Disc	4	-	-	-	-	-	-	-	-	-	-	-	4			
Karate	-	572	4	8	347	3	5	9	-	-	8	-	-	-	936	13	1.4%
Korfball	-	32	-	-	11	-	-	-	-	-	2	-	-	-	45	0	0%
Life Saving	Life Saving	181	-	-	57	1	-	-	-	-	11	-	-	249	284	0	0%
	Pool	29	-	-	6	-	-	-	-	-	-	-	-	35			
Motorcycling	Motocross	111	-	6	4	-	-	3	-	-	15	-	-	133	435	9	2.1%
	Motorcycle Racing	109	1	-	15	-	-	-	-	-	-	-	-	124			
	Road Racing	60	1	2	9	-	-	-	-	-	5	-	-	74			
	Track Racing	34	-	1	1	-	-	-	-	-	-	-	-	35			
	Trial	19	-	-	1	-	-	-	-	-	-	-	-	20			
	Enduro	18	-	-	2	-	-	-	-	-	-	-	-	20			
	All-Terrain	11	-	-	2	-	-	-	-	-	-	-	-	13			
	Road Racing Endurance	5	-	-	-	-	-	-	-	-	-	-	-	5			
	Speedway	4	-	-	-	-	-	-	-	-	-	-	-	4			
	Cross-Country Rallies	-	-	-	3	-	-	-	-	-	-	-	-	3			
	Supercross	3	-	-	-	-	-	-	-	-	-	-	-	3			
	Motocross FreeStyle	1	-	-	-	-	-	-	-	-	-	-	-	1			
	Mountaineering and Climbing	Climbing	24	-	1	19	-	-	-	-	-	1	-	-			
Mountain Running		41	-	-	2	-	-	-	-	-	-	-	-	43			
Mountaineering and Climbing		25	-	-	9	-	-	-	-	-	-	-	-	34			
Ice Climbing		28	-	-	4	-	-	-	-	-	-	-	-	32			
Ski Mountaineering		28	-	-	2	-	-	-	-	-	-	-	-	30			
Netball	-	100	-	-	167	-	-	-	-	-	2	-	-	269	0	0%	
Orienteering	Orienteering	126	1	1	85	-	-	-	-	-	10	-	-	221	358	1	0.3%
	Foot Orienteering	14	-	-	46	-	-	-	-	-	9	-	-	69			
	Mountain Bike Orienteering	36	-	-	10	-	-	-	-	-	-	-	-	46			
	Ski Orienteering	18	-	-	4	-	-	-	-	-	-	-	-	22			
Polo	-	13	-	-	-	-	-	6	-	-	-	-	-	19	0	0%	
Powerboating	Powerboating	143	1	1	2	-	-	-	-	-	-	-	-	145	170	2	1.2%
	Offshore	10	-	1	3	-	-	-	-	-	-	-	-	13			
	Aquabike	5	-	-	2	-	-	-	-	-	-	-	-	7			
	Circuit	5	-	-	-	-	-	-	-	-	-	-	-	5			
Racquetball	-	33	-	-	30	-	-	-	-	-	-	-	-	63	0	0%	

2015 Anti-Doping Testing Figures
Samples Analyzed and Reported by Accredited Laboratories in ADAMS

Table 3: Total Samples Analyzed in ARISF Sports/Disciplines (continued)

Sports	Disciplines	Urine						Blood						Sub Total	Total Samples	Total AAFs	% AAF
		IC			OOC			IC			OOC						
		Samples	ATF	AAF	Samples	ATF	AAF	Samples	ATF	AAF	Samples	ATF	AAF				
Roller Sports	Inline Hockey	167	-	1	67	-	-	-	-	-	-	-	-	234	803	4	0.5%
	Roller Sports	163	1	-	19	-	-	-	-	-	-	-	-	182			
	Inline Speed Skating Sprint 1000m or less	133	-	-	43	-	-	2	-	-	2	-	-	180			
	Inline Speed Skating Distance >1000m	85	-	2	2	-	-	4	-	-	-	-	-	91			
	Artistic	55	-	1	30	-	-	2	-	-	-	-	-	87			
	Rink Hockey	8	-	-	3	-	-	-	-	-	-	-	-	11			
	Hockey	8	-	-	1	-	-	-	-	-	-	-	-	9			
	Freestyle	-	-	-	9	-	-	-	-	-	-	-	-	9			
Ski Mountaineering	-	47	-	2	44	-	-	-	-	-	11	-	-	102	2	2.0%	
Softball	-	226	-	1	217	-	3	-	-	-	1	-	-	444	4	0.9%	
Sport Climbing	Sport Climbing	57	-	-	29	-	-	-	-	-	-	-	-	86	208	0	0%
	Boulder	50	-	-	7	-	-	-	-	-	-	-	-	57			
	Lead	35	-	-	9	-	-	2	-	-	-	-	-	46			
	Speed	16	-	-	3	-	-	-	-	-	-	-	-	19			
Squash	-	138	-	2	147	1	2	-	-	-	8	-	-	293	4	1.4%	
Sumo	-	122	9	4	25	1	-	-	-	-	-	-	-	147	4	2.7%	
Surfing	Surfing	92	-	2	20	-	-	-	-	-	1	-	-	113	119	2	1.7%
	Body Board	6	-	-	-	-	-	-	-	-	-	-	-	6			
Tug of War	-	47	-	1	48	-	-	-	-	-	-	-	-	95	1	1.1%	
Underwater Sports	Finswimming	88	1	1	44	-	-	-	-	-	-	-	-	132	395	3	0.8%
	Finswimming Pool	91	3	1	26	-	1	-	-	-	1	-	-	118			
	UW Rugby	17	-	-	27	-	-	-	-	-	2	-	-	46			
	Apnoea	34	-	-	2	-	-	-	-	-	-	-	-	36			
	Underwater Sports	15	-	-	10	-	-	-	-	-	3	-	-	28			
	UW-Orienteering	10	-	-	4	-	-	-	-	-	-	-	-	14			
	Finswimming Open Water	12	-	-	-	-	-	-	-	-	-	-	-	12			
	Spearfishing	9	-	-	-	-	-	-	-	-	-	-	-	9			
Water Skiing	Waterskiing	50	-	2	55	-	-	2	-	-	-	-	-	107	259	2	1%
	Wakeboard	35	1	-	21	-	-	-	-	-	-	-	-	56			
	Tricks & Jumps	45	-	-	7	-	-	-	-	-	-	-	-	52			
	Slalom	19	-	-	3	-	-	1	-	-	-	-	-	23			
	Cable	8	2	-	2	-	-	-	-	-	-	-	-	10			
	Racing	7	-	-	1	-	-	-	-	-	-	-	-	8			
	Barefoot	-	-	-	2	-	-	-	-	-	-	-	-	2			
	Tournament	-	-	-	1	-	-	-	-	-	-	-	-	1			
Wushu	Wushu	157	-	6	141	3	1	-	-	-	1	-	-	299	397	7	1.8%
	Sanda	31	1	-	25	1	-	-	-	-	-	-	-	56			
	Taolu	30	-	-	12	1	-	-	-	-	-	-	-	42			
Totals		7,265	74	127	3,972	38	41	102	0	0	157	0	0	11,496	168	1.46%	

Table 4: Total Samples Analyzed in AIMS Sports/Disciplines

Sports	Disciplines	Urine						Blood						Sub Total	Total Samples	Total AAFs	% AAF
		Samples	IC ATF	AAF	Samples	IC ATF	AAF	Samples	IC ATF	AAF	Samples	IC ATF	AAF				
Aikido	-	2	-	-	14	-	-	-	-	-	1	-	-	17	17	0	0%
Angling	-	-	-	-	-	-	-	-	-	-	-	-	-	0	0	0	0%
Bodybuilding	Bodybuilding	751	14	116	638	11	79	30	-	1	3	-	-	1422	1787	266	15%
	Fitness	162	1	45	180	-	24	3	-	-	14	-	-	359			
	CrossFit	6	-	1	-	-	-	-	-	-	-	-	-	6			
Casting	Fresh Water Sport Fishing	33	-	3	2	-	-	-	-	-	-	-	-	35	70	5	7.1%
	Casting	18	-	2	3	-	-	-	-	-	-	-	-	21			
	Sea Angling	7	-	-	1	-	-	-	-	-	-	-	-	8			
	Fly Sport Fishing	2	-	-	2	-	-	-	-	-	-	-	-	4			
	Coarse Fishing	2	-	-	-	-	-	-	-	-	-	-	-	2			
Cheer	-	47	-	1	16	-	1	-	-	-	2	-	-	65	65	2	3.1%
Darts	-	64	-	3	1	-	-	-	-	-	1	-	-	66	66	3	4.5%
Dragon Boat	-	35	2	-	46	-	-	-	-	-	-	-	-	81	81	0	0%
Draughts	-	15	-	1	5	-	-	-	-	-	-	-	-	20	20	1	5.0%
Fistball	-	12	-	-	16	-	-	-	-	-	1	-	-	29	29	0	0%
Go	-	6	-	-	-	-	-	-	-	-	-	-	-	6	6	0	0%
Icestocksport	Icestocksport	44	-	-	7	-	-	-	-	-	-	-	-	51	54	0	0%
	Icestock Target	2	-	-	-	-	-	-	-	-	-	-	-	2			
	Icestock Distance	-	-	-	1	-	-	-	-	-	-	-	-	1			
Ju-Jitsu	-	76	1	-	50	-	-	-	-	-	-	-	-	126	126	0	0%
Kendo	-	27	-	-	7	-	-	-	-	-	-	-	-	34	34	0	0%
Kickboxing	Kickboxing	337	2	21	133	-	-	19	-	-	7	-	-	496	537	22	4.1%
	Full Contact	14	-	1	4	-	-	-	-	-	3	-	-	21			
	Low Kick	-	-	-	8	-	-	-	-	-	-	-	-	8			
	K1 Rules	-	-	-	7	-	-	-	-	-	-	-	-	7			
	Point Fighting	-	-	-	5	-	-	-	-	-	-	-	-	5			
Lacrosse	-	25	-	1	24	-	-	-	-	-	-	-	-	49	49	1	2.0%
Minigolf	-	20	-	-	2	-	-	-	-	-	-	-	-	22	22	0	0%
Muaythai	-	156	3	14	30	1	-	6	-	-	-	-	-	192	192	14	7.3%
Powerlifting	Powerlifting	1780	10	78	952	-	20	31	-	-	158	-	-	2921	3194	106	3.3%
	Bench Press	182	-	6	9	-	-	4	-	-	1	-	-	196			
	Force Athletique	57	-	2	4	-	-	14	-	-	2	-	-	77			
Sambo	-	216	3	8	109	1	-	12	-	-	15	-	-	352	352	8	2.3%
Savate	-	36	1	1	10	0	0	-	-	-	-	-	-	46	46	1	2.2%
Sepaktakraw	Sepaktakraw	75	-	1	87	-	-	-	-	-	-	-	-	162	176	1	0.6%
	Beach Sepaktakraw	12	-	-	-	-	-	-	-	-	-	-	-	12			
	Hoop Sepaktakraw	2	-	-	-	-	-	-	-	-	-	-	-	2			
Sleddog	-	20	-	1	-	-	-	-	-	-	-	-	-	20	20	1	5.0%
Soft Tennis	-	61	-	-	4	-	-	-	-	-	-	-	-	65	65	0	0%
Totals		4,304	37	306	2,377	13	124	119	0	1	208	0	0	7,008	431	6.2%	

2015 Anti-Doping Testing Figures
Samples Analyzed and Reported by Accredited Laboratories in ADAMS

Table 5: Total Samples Analyzed in Sports for Athletes with an Impairment*

Sports	Disciplines	Urine						Blood						Sub Total	Total Samples	Total AAFs	% AAF
		IC			OOC			IC			OOC						
		Samples	ATF	AAF	Samples	ATF	AAF	Samples	ATF	AAF	Samples	ATF	AAF				
Aquatics	IBSA Swimming	35	-	2	29	-	-	3	-	-	-	-	-	67	140	2	1.4%
	CISS Swimming	22	-	-	13	-	-	-	-	-	-	-	-	35			
	INAS Swimming	12	-	-	3	-	-	-	-	-	-	-	-	15			
	CISS Swimming Sprint 100m or less	5	-	-	3	-	-	-	-	-	2	-	-	10			
	CISS Swimming Middle Distance 200-400m	-	-	-	6	-	-	-	-	-	2	-	-	8			
	CISS Swimming Long Distance 800m+	-	-	-	3	-	-	1	-	-	-	-	-	4			
	INAS Swimming Middle Distance 200-400m	-	-	-	1	-	-	-	-	-	-	-	-	1			
Archery	Para-Archery	74	1	4	26	-	-	-	-	-	-	-	-	100	4	4.0%	
ArmWrestling	Para-Arm Wrestling	4	-	-	-	-	-	-	-	-	-	-	-	4	0	0%	
Athletics	IBSA Athletics	29	-	-	42	-	1	4	-	-	-	-	-	75	203	3	1.0%
	CISS Athletics	53	1	2	5	-	-	-	-	-	-	-	-	58			
	INAS Athletics	27	-	-	3	-	-	-	-	-	-	-	-	30			
	CISS Long Distance 3000m+	12	-	-	2	-	-	-	-	-	-	-	-	14			
	CISS Throws	1	-	-	6	-	-	-	-	-	-	-	-	7			
	CISS Sprint 400m or less	2	-	-	5	-	-	-	-	-	-	-	-	7			
	INAS Sprint 400m or less	-	-	-	2	-	-	-	-	-	-	-	-	2			
	CISS Combined Events	-	-	-	2	-	-	-	-	-	-	-	-	2			
	INAS Jumps	-	-	-	2	-	-	-	-	-	-	-	-	2			
	CPISRA Athletics	2	-	-	-	-	-	-	-	-	-	-	-	2			
	CISS Middle Distance 800-1500m	-	-	-	2	-	-	-	-	-	-	-	-	2			
	INAS Long Distance 3000m+	1	-	-	-	-	-	-	-	-	-	-	-	1			
	INAS Throws	-	-	-	1	-	-	-	-	-	-	-	-	1			
Badminton	Para-Badminton	33	-	1	32	-	-	-	-	-	1	-	-	66	68	1	1.5%
	CISS Badminton	2	-	-	-	-	-	-	-	-	-	-	-	2			
Basketball	Wheelchair Basketball	124	1	1	141	-	-	-	-	-	-	-	-	265	297	1	0.3%
	CISS Basketball	17	1	-	7	-	-	-	-	-	-	-	-	24			
	Basketball ID	-	-	-	4	-	-	-	-	-	-	-	-	4			
	INAS-FID Basketball	4	-	-	-	-	-	-	-	-	-	-	-	4			
Boccia	Para-Boccia	30	2	-	20	-	-	-	-	-	-	-	-	50	69	0	0%
	Boccia (R)	17	-	-	2	-	-	-	-	-	-	-	-	19			
Bowling	IBSA Nine-Pin Bowling	-	-	-	18	1	1	-	-	-	-	-	-	-	18	1	5.6%
Canoe / Kayak	Para-Canoe Sprint**	18	-	1	29	-	-	-	-	-	3	-	-	-	50	1	2.0%
Curling	Wheelchair Curling	23	-	1	14	-	1	-	-	-	-	-	-	37	49	2	12%
	CISS Curling	4	-	-	8	-	-	-	-	-	-	-	-	12			

* Sports and disciplines under the governance of the respective Olympic IFs or independent IFs which govern sports for athletes with an impairment

** Sports and disciplines under the governance of the respective ASOIF and AIOWF IFs.

2015 Anti-Doping Testing Figures
Samples Analyzed and Reported by Accredited Laboratories in ADAMS

Table 5: Total Samples Analyzed in Sports for Athletes with an Impairment* - continued

Sports	Disciplines	Urine						Blood						Sub Total	Total Samples	Total AAFs	% AAF
		IC			OOC			IC			OOC						
		Samples	ATF	AAF	Samples	ATF	AAF	Samples	ATF	AAF	Samples	ATF	AAF				
Cycling	Para-Cycling**	108	-	3	114	1	1	6	-	-	30	-	-	258	561	7	0.5%
	Para-Cycling Road**	126	1	3	79	-	-	-	-	-	7	-	-	212			
	Para-Cycling Track Sprint**	24	-	-	15	-	-	-	-	-	5	-	-	44			
	Para-Cycling Track Endurance**	27	-	-	8	-	-	2	-	-	-	-	-	37			
	CISS Cycling Road	6	-	-	-	-	-	-	-	-	-	-	-	6			
	CISS Cycling	4	1	-	-	-	-	-	-	-	-	-	-	4			
Equestrian	Para-Equestrian**	25	-	1	7	-	1	-	-	-	-	-	-	32	2	6.3%	
Fencing	Wheelchair Fencing	60	-	-	17	-	-	-	-	-	-	-	-	77	0	0%	
Football	CISS Football	42	-	-	1	-	-	-	-	-	-	-	-	43	0	0%	
Football 5-a-Side	Para-Football 5-a-side	45	-	-	27	-	2	-	-	-	-	-	-	72	2	2.8%	
Football 7-a-Side	Para-Football 7-a-side	11	-	-	65	4	-	-	-	-	-	-	-	76	0	0%	
Goalball	Goalball	59	1	2	57	-	1	-	-	-	-	-	-	116	3	2.6%	
Handball	CISS Handball	-	-	-	11	-	-	-	-	-	-	-	-	11	12	0	0%
	Para-Handball	-	-	-	1	-	-	-	-	-	-	-	-	1			
Ice Hockey	CISS Ice Hockey	10	-	1	35	-	-	-	-	-	-	-	-	45	1	2.2%	
Judo	Para-Judo	95	-	1	59	-	-	1	-	-	1	-	-	156	157	1	0.6%
	CISS Judo	-	-	-	1	-	-	-	-	-	-	-	-	1			
Powerlifting	IBSA Powerlifting	44	-	-	13	-	10	9	-	-	8	-	-	-	74	10	14%
Rowing	Para-Rowing**	33	-	2	59	-	1	4	-	-	2	-	-	-	98	3	3.1%
Other Rugby	Wheelchair Rugby	65	2	-	28	-	-	-	-	-	-	-	-	93	0	0%	
Sailing	Para-Sailing	2	-	-	17	-	-	-	-	-	-	-	-	19	0	0%	
Shooting	CISS Shooting	4	-	-	-	-	-	-	-	-	-	-	-	4	0	0%	
Sitting Volleyball	Sitting Volleyball	57	-	-	71	-	-	-	-	-	-	-	-	128	0	0%	
Skiing	CISS Alpine Skiing	14	-	-	17	-	-	-	-	-	-	-	-	31	93	0	0%
	CISS Cross Country Skiing	14	-	-	15	-	-	-	-	-	-	-	-	29			
	CISS Snowboard	11	-	-	6	-	-	-	-	-	-	-	-	17			
	IBSA Alpine Skiing	5	-	-	11	-	-	-	-	-	-	-	-	16			
Sport Climbing	Para-Climbing	1	-	-	-	-	-	-	-	-	-	-	-	1	0	0%	
Table Tennis	Para-Table Tennis**	64	-	4	123	-	1	-	-	-	-	-	-	187	5	3%	
Taekwondo	Para-Taekwondo-Kyorugi	-	-	-	6	-	-	-	-	-	-	-	-	6	11	0	0%
	Para-Taekwondo	5	-	-	-	-	-	-	-	-	-	-	-	5			
Tennis	Wheelchair Tennis**	49	-	2	106	1	2	-	-	-	77	-	-	232	234	4	1.7%
	INAS Tennis	-	-	-	1	-	-	-	-	-	-	-	-	1			
	CISS Tennis	-	-	-	1	-	-	-	-	-	-	-	-	1			
Triathlon	Para-Triathlon**	61	-	1	21	-	-	-	-	-	-	-	-	82	1	1.2%	
Wrestling	CISS Wrestling Freestyle	18	1	-	-	-	-	-	-	-	-	-	-	18	22	0	0%
	CISS Greco-Roman Wrestling	4	-	-	-	-	-	-	-	-	-	-	-	4			
Totals		1644	12	32	1,423	7	22	30	0	0	138	0	0	3,235	54	1.7%	

* Sports and disciplines under the governance of the respective Olympic IFs or independent IFs which govern sports for athletes with an impairment

** Sports and disciplines under the governance of the respective ASOIF and AIOWF IFs.

Table 6: Total Samples Analyzed in IPC Sports/Disciplines

Sports	Disciplines	Urine						Blood						Sub Total	Total per Sport	Total AAFs	% AAF
		IC			OOC			IC			OOC						
		Samples	ATF	AAF	Samples	ATF	AAF	Samples	ATF	AAF	Samples	ATF	AAF				
Aquatics	IPC Swimming	250	0	2	205	2	1	7	-	-	26	-	-	488	769	3	0.4%
	IPC Swimming Sprint 100m or less	75	0	-	69	0	-	-	-	-	4	-	-	148			
	IPC Swimming Middle Distance 200-400m	64	0	-	61	0	-	1	-	-	5	-	-	131			
	IPC Swimming Long Distance 800m+	-	0	-	2	0	-	-	-	-	-	-	-	2			
Athletics	IPC Athletics	264	-	11	369	6	6	8	-	-	62	-	-	703	1617	30	1.9%
	IPC Sprint 400m or less	191	-	5	149	1	3	4	-	-	22	-	-	366			
	IPC Throws	143	1	1	77	-	-	6	-	-	26	-	-	252			
	IPC Long Distance 3000m+	53	1	-	44	-	1	-	-	-	3	-	-	100			
	IPC Middle Distance 800-1500m	55	-	-	41	-	-	1	-	-	1	-	-	98			
	IPC Jumps	40	-	-	23	-	-	-	-	-	2	-	-	65			
	IPC Wheelchair Road Race	6	-	1	15	2	1	-	-	-	-	-	-	21			
	IPC Combined Events	2	-	1	9	-	-	-	-	-	1	-	-	12			
Dance Sport	IPC Wheelchair DanceSport	5	-	-	-	-	-	-	-	-	-	-	-	5	0	0%	
IPC Ice Sledge Hockey	IPC Ice Sledge Hockey	43	-	1	75	-	3	-	-	-	-	-	-	118	4	3.4%	
Powerlifting	IPC Powerlifting	494	-	14	241	-	5	52	-	-	53	-	1	840	20	2.4%	
Shooting	IPC Shooting	57	-	-	25	1	1	-	-	-	-	-	-	82	1	1.2%	
Skiing	IPC Alpine	46	-	2	42	-	3	-	-	-	-	-	-	88	256	6	2.3%
	IPC Cross-Country	32	-	-	43	-	-	-	-	-	7	-	-	82			
	IPC Biathlon (R)	19	-	-	21	-	-	2	-	-	1	-	-	43			
	Para-Snowboard	15	-	1	6	-	-	-	-	-	-	-	-	21			
	IPC Cross-Country Middle/Long Distance	11	-	-	7	-	-	-	-	-	2	-	-	20			
	IPC Cross-Country Sprint/Short Distance	-	-	-	2	-	-	-	-	-	-	-	-	2			
Totals		1,865	2	39	1,526	12	24	81	-	-	215	-	1	3,687	64	1.74%	

2015 Anti-Doping Testing Figures
Samples Analyzed and Reported by Accredited Laboratories in ADAMS

Table 7: Total Samples Analyzed in Other Sports/Disciplines from Code Signatories*

Sports	Disciplines	Urine						Blood						Sub Total	Total Samples	Total AAFs	% AAF	
		IC Samples	ATF	AAF	OOB Samples	ATF	AAF	IC Samples	ATF	AAF	OOB Samples	ATF	AAF					
Arm Wrestling	-	253	1	17	15	-	1	3	-	-	-	-	-	-	-	271	18	6.6%
Bowls	-	7	1	-	2	1	-	-	-	-	-	-	-	-	-	9	0	0%
Dance Sport	WDC DanceSport	6	-	1	-	-	-	-	-	-	-	-	-	-	-	6	1	17%
Karate	Shinkyokushin WKO	36	2	-	12	-	-	-	-	-	-	-	-	-	-	48	0	0%
Kettlebell Lifting	-	35	-	2	15	-	-	-	-	-	-	-	-	-	-	50	2	4.0%
Kurash	-	19	-	3	34	-	-	-	-	-	-	-	-	-	-	53	3	5.7%
Rugby League	Rugby League	91	2	1	586	51	1	-	-	-	49	-	-	726	-	733	2	0.3%
	Rugby League IX	-	-	-	7	-	-	-	-	-	-	-	-	7	-	-	-	-
Taekwondo	ITF Taekwondo	15	-	-	15	-	-	-	-	-	1	-	-	-	-	31	0	0%
Triathlon	Ironman	334	2	7	414	4	1	1	-	-	176	-	-	-	-	925	8	0.9%
Totals		796	8	31	1,100	56	3	4	-	-	226	-	-	-	2,126	34	1.60%	

* Sports/disciplines connected with organizations which are outside of the categories in Tables 1-6 but are signatories to the Code.

Table 8: Total Samples Analyzed in Other Sports/Disciplines*

Sports	Disciplines	Urine						Blood						Sub Total	Total Samples	Total AAFs	% AAF
		Samples	IC ATF	AAF	Samples	OOC ATF	AAF	Samples	IC ATF	AAF	Samples	OOC ATF	AAF				
Air Sports	Military Parachuting	4	-	-	-	-	-	-	-	-	-	-	-	-	4	0	0%
American Football	University	39	-	1	172	-	5	-	-	-	12	-	-	223	226	9	4.0%
	Junior	3	-	3	-	-	-	-	-	-	-	-	-	3			
Aquatics	Military Swimming	50	-	-	-	-	-	-	-	-	-	-	-	50	101	0	0%
	Free Diving	26	-	-	-	-	-	-	-	-	-	-	-	26			
	University Swimming	7	-	-	5	-	-	-	-	-	-	-	-	12			
	University Swimming Middle	5	-	-	1	-	-	-	-	-	-	-	-	6			
	University Swimming Long	2	-	-	-	-	-	-	-	-	-	-	-	2			
	University Swimming Sprint	1	-	-	1	-	-	-	-	-	-	-	-	2			
	Scuba Diving (R)	-	-	-	2	-	-	-	-	-	-	-	-	2			
	Military Swimming long	1	-	-	-	-	-	-	-	-	-	-	-	1			
Archery	Military Archery	5	-	-	-	-	-	-	-	-	-	-	-	5	0	0%	
Athletics	Military Athletics	27	-	-	-	-	-	-	-	-	-	-	-	27	110	5	4.5%
	University	11	-	-	13	-	1	-	-	-	-	-	-	24			
	Marathon Track and Field	16	-	1	-	-	-	-	-	-	-	-	-	16			
	University Cross Country	4	-	-	3	-	-	-	-	-	-	-	-	7			
	University Sprint 400m or less	5	-	1	1	-	-	-	-	-	-	-	-	6			
	University Middle Distance 800-	6	-	1	-	-	-	-	-	-	-	-	-	6			
	University Long Distance	6	-	1	-	-	-	-	-	-	-	-	-	6			
	College Cross Country	4	-	-	2	-	-	-	-	-	-	-	-	6			
	Military Jumps	5	-	-	-	-	-	-	-	-	-	-	-	5			
	Veteran Athletics	4	-	-	-	-	-	-	-	-	-	-	-	4			
	Military Cross-Country	-	-	-	-	-	-	-	2	-	-	-	-	2			
University Jumps	-	-	-	1	-	-	-	-	-	-	-	-	1				
Australian Rules Football	-	112	11	1	244	11	2	20	-	-	28	-	-	404	3	0.7%	
Badminton	University	3	-	-	-	-	-	-	-	-	-	-	-	3	0	0%	
Balle au Tambourin	-	4	-	-	-	-	-	-	-	-	-	-	-	4	0	0%	
Ballon au Poing	-	6	-	-	-	-	-	-	-	-	-	-	-	6	0	0%	
Baseball	Professional Baseball	203	-	1	18	-	-	-	-	-	-	-	-	221	271	1	0%
	Pesäpallo	17	-	-	9	-	-	-	-	-	3	-	-	29			
	Rubber Baseball	16	2	-	-	-	-	-	-	-	-	-	-	16			
	Oina	5	-	-	-	-	-	-	-	-	-	-	-	5			
Basketball	Professional Basketball	46	-	-	-	-	-	-	-	-	-	-	-	46	68	0	0%
	Military Basketball	12	-	-	-	-	-	-	-	-	-	-	-	12			
	University	8	-	-	2	-	-	-	-	-	-	-	-	10			
Basque Sports	Basque Sports	19	-	1	-	-	-	-	-	-	-	-	-	19	40	1	2.5%
	Aizkolaritza	13	-	-	-	-	-	-	-	-	-	-	-	13			
	Harri jasotzea	6	-	-	-	-	-	-	-	-	-	-	-	6			
	Lasto jasotzea	1	-	-	-	-	-	-	-	-	-	-	-	1			
	Sega	1	-	-	-	-	-	-	-	-	-	-	-	1			

* Sports/disciplines connected with organizations which are outside of the categories in Tables 1-6.

Table 8: Total Samples Analyzed in Other Sports/Disciplines* (continued)

Sports	Disciplines	Urine						Blood						Sub Total	Total Samples	Total AAFs	% AAF
		IC			OOC			IC			OOC						
		Samples	ATF	AAF	Samples	ATF	AAF	Samples	ATF	AAF	Samples	ATF	AAF				
Biathlon	University	18	-	-	3	-	-	-	-	-	-	-	-	-	21	0	0%
Bodybuilding	Natural Bodybuilding (R)	51	-	7	18	-	-	-	-	-	13	-	-	82	145	19	13%
	INBA Natural Bodybuilding	22	-	1	4	-	-	11	-	-	-	-	-	37			
	Physique Sports	10	-	5	6	4	2	-	-	-	-	-	-	16			
	FISAF Fitness	9	-	3	-	-	-	-	-	-	-	-	-	9			
	UIBBN Natural Bodybuilding	1	-	1	-	-	-	-	-	-	-	-	-	1			
Boxing	Professional Boxing	73	1	5	96	-	-	13	-	-	21	-	-	203	320	15	4.7%
	WBC Professional Boxing	33	1	4	-	-	-	-	-	-	-	-	-	33			
	WBF Professional Boxing	23	-	3	-	-	-	-	-	-	-	-	-	23			
	WBA Professional Boxing	19	2	1	-	-	-	-	-	-	-	-	-	19			
	Military Boxing	13	-	-	-	-	-	-	-	-	-	-	-	13			
	BDB Professional Boxing	8	-	2	-	-	-	-	-	-	-	-	-	8			
	FVA Professional Boxing	6	-	-	2	-	-	-	-	-	-	-	-	8			
	University	6	-	-	-	-	-	-	-	-	-	-	-	6			
	IBO Professional Boxing	4	-	-	-	-	-	-	-	-	-	-	-	4			
	WBO Professional Boxing	3	-	-	-	-	-	-	-	-	-	-	-	3			
Bridge	University	2	-	-	-	-	-	-	-	-	-	-	-	2	0	0%	
Broomball	Broomball	9	-	-	-	-	-	-	-	-	-	-	-	9	0	0%	
Budo	-	10	-	-	28	-	-	-	-	-	2	-	-	40	0	0%	
Chess	University	2	-	-	-	-	-	-	-	-	-	-	-	2	0	0%	
Clay target shooting	-	2	-	-	-	-	-	-	-	-	-	-	-	2	0	0%	
Combat Sports	-	24	-	2	-	-	-	-	-	-	-	-	-	24	2	8.3%	
Company Sports	-	5	-	-	-	-	-	-	-	-	-	-	-	5	0	0%	
Course Landaise	-	4	-	-	-	-	-	-	-	-	-	-	-	4	0	0%	
Crossbow	-	20	-	-	-	-	-	-	-	-	-	-	-	20	0	0%	
Crossword	-	2	-	-	-	-	-	-	-	-	-	-	-	2	0	0%	
Cycling	Amateur (R)	115	-	4	-	-	-	-	-	-	-	-	-	115	127	4	3.1%
	Military Cycling	12	-	-	-	-	-	-	-	-	-	-	-	12			
Duathlon (R)	-	25	-	-	5	-	-	-	-	-	-	-	-	30	0	0%	
Electronic Sports	e-sports	4	-	1	-	-	-	-	-	-	-	-	-	4	1	25%	
Extreme Sports	-	4	-	-	-	-	-	-	-	-	-	-	-	4	0	0%	
Fencing	Military Fencing	6	-	-	-	-	-	-	-	-	-	-	-	6	10	0	0%
	University	4	-	-	-	-	-	-	-	-	-	-	-	4			
Field Hockey	Street Hockey	-	-	-	9	-	-	-	-	-	-	-	-	9	17	1	5.9%
	Ball Hockey	5	-	1	-	-	-	-	-	-	-	-	-	5			
	University	2	-	-	1	-	-	-	-	-	-	-	-	3			
Firefighting and Rescuing	-	30	-	-	-	-	-	-	-	-	-	-	-	30	0	0%	
Fistball	FICEP Fistball	6	-	1	-	-	-	-	-	-	-	-	-	6	1	17%	

* Sports/disciplines connected with organizations which are outside of the categories in Tables 1-6.

2015 Anti-Doping Testing Figures
Samples Analyzed and Reported by Accredited Laboratories in ADAMS

Table 8: Total Samples Analyzed in Other Sports/Disciplines* (continued)

Sports	Disciplines	Urine						Blood						Sub Total	Total Samples	Total AAFs	% AAF
		Samples	IC ATF	AAF	Samples	IC ATF	AAF	Samples	IC ATF	AAF	Samples	IC ATF	AAF				
Football	University	53	-	1	14	-	-	-	-	-	-	-	-	67	176	3	1.7%
	Indoor Football (R)	56	-	1	-	-	-	-	-	-	-	-	-	56			
	College	8	-	-	11	-	-	-	-	-	-	-	-	19			
	Mini Football	-	-	-	18	-	-	-	-	-	-	-	-	18			
	Military Football	10	-	-	-	-	-	-	-	-	-	-	-	10			
	University Futsal	5	-	-	-	-	-	-	-	-	-	-	-	5			
	AMF Futsal	1	-	1	-	-	-	-	-	-	-	-	-	1			
French Boxing	-	10	-	-	1	-	-	-	-	-	-	-	-	11	0	0%	
Full contact	-	2	-	-	-	-	-	-	-	-	-	-	-	2	0	0%	
Gaelic Games	Football	31	2	-	36	-	1	-	-	-	-	-	-	67	109	1	0.9%
	Hurling	16	-	-	18	-	-	-	-	-	-	-	-	34			
	Camogie	4	-	-	-	-	-	-	-	-	-	-	-	4			
	Ladies Gaelic Football	4	-	-	-	-	-	-	-	-	-	-	-	4			
Golf	Professional Golf	40	1	-	-	-	-	-	-	-	-	-	-	40	45	0	0%
	Military Golf	2	-	-	-	-	-	-	-	-	-	-	-	2			
	University	2	-	-	-	-	-	-	-	-	-	-	-	2			
	College	1	-	-	-	-	-	-	-	-	-	-	-	1			
Handball	Military Handball	5	-	-	-	-	-	-	-	-	-	-	-	5	6	0	0%
	University	1	-	-	-	-	-	-	-	-	-	-	-	1			
Heavy Events	Strongest man	5	-	-	1	-	-	-	-	-	-	-	-	6	8	0	0%
	Strongest Women	2	-	-	-	-	-	-	-	-	-	-	-	2			
Highland Games	-	12	-	-	2	-	-	-	-	-	-	-	-	14	0	0%	
Horse Racing	-	190	-	3	1	-	-	-	-	-	-	-	-	191	3	1.6%	
Hunting sports	-	1	-	-	-	-	-	-	-	-	-	-	-	1	0	0%	
Ice Hockey	University	8	-	1	12	-	-	-	-	-	-	-	-	20	21	1	4.8%
	National Icehockey League	1	-	-	-	-	-	-	-	-	-	-	-	1			
Jet-Ski	-	2	-	-	1	-	-	-	-	-	-	-	-	3	0	0%	
Jiu-Jitsu	-	1	-	1	1	-	-	-	-	-	-	-	-	2	1	50%	
Judo	University	14	-	-	-	-	-	-	-	-	-	-	-	14	22	0	0%
	Military Judo	8	-	-	-	-	-	-	-	-	-	-	-	8			
Kabaddi	Kabaddi	104	-	2	48	-	2	-	-	-	-	-	-	152	154	4	2.6%
	Indoor	-	-	-	2	-	-	-	-	-	-	-	-	2			

* Sports/disciplines connected with organizations which are outside of the categories in Tables 1-6.

2015 Anti-Doping Testing Figures
Samples Analyzed and Reported by Accredited Laboratories in ADAMS

Table 8: Total Samples Analyzed in Other Sports/Disciplines* (continued)

Sports	Disciplines	Urine						Blood						Sub Total	Total Samples	Total AAFs	% AAF
		Samples	IC ATF	AAF	Samples	IC ATF	AAF	Samples	IC ATF	AAF	Samples	IC ATF	AAF				
Karate	Kyokushin	58	-	8	-	-	-	-	-	-	-	-	-	58	64	9	14%
	University	4	-	-	-	-	-	-	-	-	-	-	-	4			
	Kyokushin KWU	2	-	1	-	-	-	-	-	-	-	-	-	2			
Kempo	-	20	-	-	6	-	-	-	-	-	-	-	-	26	0	0%	
Kickboxing	IKF-Kickboxing	8	-	1	-	-	-	-	-	-	-	-	-	8	1	13%	
Kung Fu	-	17	3	1	-	-	-	3	-	-	-	-	-	20	1	5.0%	
Military Sport Pentathlon	Military Pentathlon	28	-	-	12	4	-	-	-	-	-	-	-	40	51	0	0%
	Military Modern Pentathlon	6	-	-	-	-	-	-	-	-	-	-	-	6			
	Naval Pentathlon	5	-	-	-	-	-	-	-	-	-	-	-	5			
Mixed Martial Arts	Mixed Martial Arts	185	7	7	202	1	3	18	-	-	73	-	-	478	484	12	2.5%
	Shooto	6	-	2	-	-	-	-	-	-	-	-	-	6			
Modern Pentathlon	Aeronautical Pentathlon	4	-	-	-	-	-	-	-	-	-	-	-	4	0	0%	
Motoball	-	14	-	1	-	-	-	-	-	-	-	-	-	14	1	7.1%	
Orienteering	Military Orienteering	6	-	-	-	-	-	-	-	-	-	-	-	6	0	0%	
Padel	-	48	1	-	3	-	-	-	-	-	-	-	-	51	0	0%	
Pencak Silat	-	52	-	-	56	-	-	-	-	-	-	-	-	108	0	0%	
Power press	-	15	-	-	11	-	-	2	-	-	5	-	-	33	0	0%	
Powerlifting	WDPF Powerlifting	41	-	8	9	-	3	-	-	-	-	-	-	50	11	22%	
Rafting	-	28	-	2	-	-	-	-	-	-	-	-	-	28	2	7.1%	
Ringette	-	10	-	-	8	-	-	-	-	-	-	-	-	18	0	0%	
Rinkball	-	4	-	-	-	-	-	-	-	-	-	-	-	4	0	0%	
Rowing	University	1	-	-	-	-	-	-	-	-	-	-	-	1	0	0%	
	National Rugby League (R)	142	2	-	299	4	-	-	-	-	1	-	-	442	888	18	2.0%
Rugby League (R)	60	1	7	307	-	10	4	-	-	10	-	-	381				
Rugby XIII (R)	-	-	-	20	-	-	-	-	-	-	-	-	20				
University	6	-	-	14	-	-	-	-	-	-	-	-	20				
Touch Football (R)	15	-	1	2	-	-	-	-	-	-	-	-	17				
Rugby IX (R)	5	-	-	2	-	-	-	-	-	-	-	-	7				
University Sevens	-	-	-	1	-	-	-	-	-	-	-	-	1				
Sailing	Military Sailing	5	-	-	-	-	-	-	-	-	-	-	-	5	0	0%	
Savate	University	4	-	-	-	-	-	-	-	-	-	-	-	4	0	0%	
School Sports	Skiing Cross Country	5	-	-	-	-	-	-	-	-	1	-	-	6	11	0	0%
	School Sports	-	-	-	3	-	-	-	-	-	-	-	-	3			
	Skiing Alpine	-	-	-	1	-	-	-	-	-	-	-	-	1			
	Swimming	1	-	-	-	-	-	-	-	-	-	-	-	1			
Shooting	Military Shooting	18	-	-	-	-	-	-	-	-	-	-	-	18	32	1	3.1%
	Ball-Trap	10	2	1	1	-	-	-	-	-	-	-	-	11			
	University	3	-	-	-	-	-	-	-	-	-	-	-	3			
Skibob	-	4	-	-	-	-	-	-	-	-	-	-	-	4	0	0%	

* Sports/disciplines connected with organizations which are outside of the categories in Tables 1-6.

2015 Anti-Doping Testing Figures
Samples Analyzed and Reported by Accredited Laboratories in ADAMS

Table 8: Total Samples Analyzed in Other Sports/Disciplines* (continued)

Sports	Disciplines	Urine						Blood						Sub Total	Total Samples	Total AAFs	% AAF
		Samples	IC ATF	AAF	Samples	IC ATF	AAF	Samples	IC ATF	AAF	Samples	IC ATF	AAF				
Skiing	Roller Skiing	48	-	-	-	-	-	-	-	-	-	-	-	48	108	1	0.9%
	University Cross Country	18	-	1	-	-	-	-	-	-	-	-	-	18			
	Military Skiing	4	-	-	-	-	-	4	-	-	-	-	-	8			
	University Alpine Skiing	8	-	-	-	-	-	-	-	-	-	-	-	8			
	University Ski Jumping	8	-	-	-	-	-	-	-	-	-	-	-	8			
	University Nordic Combined	8	-	-	-	-	-	-	-	-	-	-	-	8			
	Military Cross-Country	2	-	-	-	-	-	2	-	-	-	-	-	4			
	University Snowboard	4	-	-	-	-	-	-	-	-	-	-	-	4			
	Military Alpine	2	-	-	-	-	-	-	-	-	-	-	-	2			
Skyrunning	-	6	-	-	-	-	-	-	-	-	-	-	-	6	0	0%	
Snowmobile	-	-	-	-	1	-	-	-	-	-	-	-	-	1	0	0%	
Softball	University	2	-	-	-	-	-	-	-	-	-	-	-	2	0	0%	
Speedball	-	6	-	-	-	-	-	-	-	-	-	-	-	6	0	0%	
Speleology	-	1	-	-	-	-	-	-	-	-	-	-	-	1	0	0%	
Strongman	-	3	-	1	2	-	-	-	-	-	-	-	-	5	1	20%	
Surfing	Wind Surfing	18	-	-	21	-	-	-	-	-	-	-	-	39	40	0	0%
	Professional Surfing	-	-	-	1	-	-	-	-	-	-	-	-	1			
Table Tennis	University	2	-	-	-	-	-	-	-	-	-	-	-	2	0	0%	
Taekwondo	Military Taekwondo	8	-	-	-	-	-	-	-	-	-	-	-	8	16	0	0%
	University	8	-	-	-	-	-	-	-	-	-	-	-	8			
Taido	-	-	-	-	1	-	-	-	-	-	-	-	-	1	0	0%	
Tennis	Football Tennis	4	-	-	-	-	-	-	-	-	-	-	-	4	6	0	0%
	University	2	-	-	-	-	-	-	-	-	-	-	-	2			
Traditional Archery	Traditional Archery	13	-	-	-	-	-	-	-	-	-	-	-	13	0	0%	
Triathlon	Military Triathlon	8	-	-	-	-	-	-	-	-	-	-	-	8	0	0%	
Ultimate Fighting	Ultimate Fighting	18	-	-	9	-	-	-	-	-	3	-	-	30	32	0	0%
	Military Ultimate Fighting	2	-	-	-	-	-	-	-	-	-	-	-	2			
Ultra Triathlon	-	6	-	-	-	-	-	-	-	-	-	-	-	6	0	0%	
VA'A	Outrigger (Sprint)	42	-	3	2	-	-	-	-	-	-	-	-	44	3	6.8%	
Volleyball	Professional Volleyball	47	-	1	-	-	-	-	-	-	-	-	-	47	69	1	1.4%
	University Beach Volleyball	9	-	-	-	-	-	-	-	-	-	-	-	9			
	Military Volleyball	8	-	-	-	-	-	-	-	-	-	-	-	8			
	University Volleyball	5	-	-	-	-	-	-	-	-	-	-	-	5			
Weightlifting	University	10	-	-	21	-	1	-	-	-	-	-	-	31	1	3.2%	
Wrestling	Traditional Wrestling	62	-	-	10	-	-	-	-	-	-	-	-	72	137	0	0%
	Ssireum	9	-	-	19	-	-	-	-	-	-	-	-	28			
	Swiss Wrestling	14	1	-	10	-	-	-	-	-	-	-	-	24			
	University	-	-	-	7	-	-	-	-	-	-	-	-	7			
	Military Wrestling	6	-	-	-	-	-	-	-	-	-	-	-	6			
Totals		3,155	37	108	1,873	24	30	79	-	-	172	-	-	5,279	138	2.61%	

* Sports/disciplines connected with organizations which are outside of the categories in Tables 1-6.

Table 9: GC/C/IRMS Tests Conducted in ASOIF Sport/Disciplines

Sports	Disciplines	GC/C/IRMS				sub total	Total Samples	Total AAFs	% AAF
		IC Samples	AAF	OOB Samples	AAF				
Aquatics	Swimming	40	-	71	1	111	249	1	0.4%
	Swimming Sprint 100m or less	23	-	11	-	34			
	Water Polo	10	-	23	-	33			
	Swimming Middle Distance 200-400m	21	-	12	-	33			
	Open Water	4	-	8	-	12			
	Diving	3	-	6	-	9			
	Swimming Long Distance 800m+	2	-	5	-	7			
	Aquatics	6	-	1	-	7			
	Synchronized Swimming	-	-	3	-	3			
Archery	-	9	-	1	-	-	10	0	0%
Athletics	Athletics	235	6	150	10	385	785	24	3%
	Long Distance 3000m+	75	2	41	-	116			
	Sprint 400m or less	31	2	51	-	82			
	Jumps	17	-	26	2	43			
	Middle Distance 800-1500m	22	-	15	1	37			
	Throws	13	-	17	-	30			
	Cross Country	17	-	1	-	18			
	Marathon	12	-	6	-	18			
	Combined Events	2	-	13	-	15			
	Track	2	-	11	1	13			
	Mountain Running	11	-	-	-	11			
	Race Walk	4	-	5	-	9			
	Field	-	-	3	-	3			
	Half Marathon	3	-	-	-	3			
Road Running	1	-	1	-	2				
Badminton	-	12	-	8	-	-	20	0	0%
Basketball	-	58	-	46	-	-	104	0	0%
Boxing	-	82	3	153	-	-	235	3	1%
Canoe / Kayak	Canoe Kayak	23	2	35	-	58	87	3	3%
	Canoe Slalom	5	-	5	-	10			
	Long Distance (1000m)	2	-	6	-	8			
	Sprint (200m)	3	-	4	-	7			
	Canoe Sprint (Flatwater) (R)	-	-	2	-	2			
	Marathon	-	-	1	1	1			
	Middle Distance (500m)	-	-	1	-	1			
Cycling	Road	290	8	155	9	445	786	27	3%
	Cycling	120	8	50	-	170			
	Mountain Bike	50	-	15	-	65			
	Track	27	2	7	-	34			
	Cyclo-Cross	29	-	2	-	31			
	Track Endurance	8	-	9	-	17			
	BMX	8	-	2	-	10			
	Track Sprint	5	-	4	-	9			
	Trials	4	-	-	-	4			
	Cycle-Ball	1	-	-	-	1			

Table 9: GC/C/IRMS Tests Conducted in ASOIF Sport/Disciplines - continued

Sports	Disciplines	GC/C/IRMS				sub total	Samples per Sport	AAFs per Sport	% AAF
		IC Samples	AAF	OOC Samples	AAF				
Equestrian	Equestrian	2	-	-	-	2	6	0	0%
	Vaulting	1	-	-	-	1			
	Professional Racing	1	-	-	-	1			
	Endurance	1	-	-	-	1			
	Eventing	1	-	-	-	1			
Fencing	Fencing	12	-	9	-	21	30	0	0%
	Foil	-	-	5	-	5			
	Sabre	1	-	1	-	2			
	Epee	1	-	1	-	2			
Field Hockey	Field Hockey	12	-	16	-	28	30	0	0%
	Indoor	2	-	-	-	2			
Football	Football	408	2	167	-	575	579	2	0.3%
	Futsal	2	-	1	-	3			
	Beach	-	-	1	-	1			
Golf	-	6	-	2	-	-	8	0	0%
Gymnastics	Gymnastics	4	-	10	-	14	35	0	0%
	Artistic	4	-	8	-	12			
	Trampoline	3	-	1	-	4			
	Rhythmic	2	-	2	-	4			
	Aerobic	-	-	1	-	1			
Handball	Indoor	46	1	40	2	-	86	3	3%
Judo	-	40	-	50	1	-	90	1	1%
Modern Pentathlon	-	6	-	3	-	-	9	0	0%
Rowing	-	49	2	53	1	-	102	3	3%
Rugby Union	Rugby Union	48	3	44	-	92	175	5	3%
	Fifteens	29	1	30	-	59			
	Sevens	6	1	18	-	24			
Sailing	Sailing	5	-	3	-	8	10	0	0%
	Laser	1	-	-	-	1			
	470 crew	-	-	1	-	1			
Shooting	Shooting	16	-	5	-	21	27	0	0%
	Shotgun	2	-	2	-	4			
	Pistol	1	-	1	-	2			
Table Tennis	-	12	1	6	-	-	18	1	6%
Taekwondo	Taekwondo	19	-	14	-	33	38	0	0%
	Sparring	3	-	1	-	4			
	Poomsae	-	-	1	-	1			
Tennis	-	62	-	23	-	-	85	0	0%
Triathlon	Triathlon	66	-	39	-	105	111	1	1%
	Duathlon	6	1	-	-	6			
Volleyball	Volleyball	36	1	13	-	49	62	1	2%
	Beach	9	-	4	-	13			
Weightlifting	-	213	27	152	11	-	365	38	10%
Wrestling	Wrestling	27	2	27	-	54	83	3	4%
	Greco-Roman	6	-	12	-	18			
	Freestyle	8	1	3	-	11			
Totals		2,469	76	1,756	40		4,225	116	2.7%

Table 10: ESA Tests Conducted in ASOIF Sport/Disciplines

Sports	Disciplines	Urine							Blood								
		IC Samples	AAF	OOC Samples	AAF	Sub Total	Total Samples	Total AAFs	% AAF	IC Samples	AAF	OOC Samples	AAF	Sub Total	Total Samples	Total AAFs	% AAF
Aquatics	Swimming	346	-	455	-	801				67	-	56	-	123			
	Swimming Middle Distance 200-400m	157	-	103	-	260				3	-	5	-	8			
	Swimming Sprint 100m or less	125	-	84	-	209				1	-	1	-	2			
	Open Water	73	-	108	-	181				22	-	11	-	33			
	Water Polo	47	-	90	-	137	1799	0	0%	16	-	-	-	16	191	0	0%
	Swimming Long Distance 800m+	52	-	43	-	95				1	-	-	-	1			
	Aquatics	56	-	29	-	85				-	-	7	-	7			
	Synchronized Swimming	4	-	21	-	25				1	-	-	-	1			
	Diving	-	-	6	-	6				-	-	-	-	-			
Archery	-	-	-	1	-	1	1	0	0%	-	-	-	-	-	0	0	0%
Athletics	Athletics	1666	2	1038	-	2704				224	-	156	-	380			
	Long Distance 3000m+	1010	-	700	1	1710				107	-	67	-	174			
	Middle Distance 800-1500m	219	-	224	-	443				13	-	29	-	42			
	Sprint 400m or less	93	-	286	-	379				20	-	14	-	34			
	Marathon	224	1	64	-	288				12	-	12	-	24			
	Race Walk	112	-	149	10	261				-	-	67	-	67			
	Track	34	-	210	-	244				1	-	17	-	18			
	Cross Country	172	2	7	-	179				64	-	-	-	64			
	Jumps	33	-	102	-	135	6680	17	0.3%	4	-	-	-	4	863	0	0%
	Combined Events	49	-	68	-	117				-	-	11	-	11			
	Throws	26	-	73	-	99				3	-	2	-	5			
	Mountain Running	59	1	-	-	59				8	-	-	-	8			
	Half Marathon	31	-	-	-	31				31	-	-	-	31			
	Road Running	12	-	6	-	18				-	-	1	-	1			
Field	2	-	4	-	6				-	-	-	-	-				
Indoor Athletics (R)	5	-	-	-	5				-	-	-	-	-				
	Decathlon (R)	1	-	1	-	2				-	-	-	-	-			
Badminton	-	20	-	51	-	71	71	0	0%	-	-	1	-	1	1	0	0%
Basketball	-	150	-	149	-	299	299	0	0%	-	-	12	-	-	12	0	0%
Boxing	-	104	-	391	-	495	495	0	0%	32	-	11	-	43	43	0	0%

Table 10: ESA Tests Conducted in ASOIF Sport/Disciplines - continued

Sports	Disciplines	Urine							Blood								
		IC Samples	AAF	OOC Samples	AAF	Sub Total	Total Samples	Total AAFs	% AAF	IC Samples	AAF	OOC Samples	AAF	Sub Total	Total Samples	Total AAFs	% AAF
Canoe / Kayak	Canoe Kayak	200	-	311	-	511	805	0	0%	40	-	47	-	87	103	0	0%
	Canoe Slalom	22	-	62	-	84				-	-	6	-	6			
	Long Distance (1000m)	23	-	60	-	83				-	-	3	-	3			
	Sprint (200m)	13	-	32	-	45				-	-	3	-	3			
	Middle Distance (500m)	24	-	18	-	42				-	-	-	-	-			
	Canoe Sprint (Flatwater) (R)	7	-	11	-	18				-	-	4	-	4			
	Ocean Racing	12	-	-	-	12				-	-	-	-	-			
	Marathon	6	-	2	-	8				-	-	-	-	-			
	Freestyle	-	-	2	-	2				-	-	-	-	-			
Cycling	Road	2614	6	2114	4	4728	8330	23	0.3%	150	-	139	-	289	548	1	0.2%
	Cycling	1055	10	812	2	1867				84	1	75	-	159			
	Mountain Bike	459	-	182	1	641				17	-	11	-	28			
	Track	347	-	166	-	513				16	-	23	-	39			
	Cyclo-Cross	243	-	39	-	282				20	-	2	-	22			
	Track Endurance	86	-	80	-	166				-	-	5	-	5			
	Track Sprint	29	-	46	-	75				-	-	4	-	4			
	BMX	22	-	23	-	45				-	-	2	-	2			
	Trials	11	-	-	-	11				-	-	-	-	-			
	Artistic	1	-	1	-	2				-	-	-	-	-			
Equestrian	Eventing	1	-	6	-	7	14	0	0%	-	-	-	-	-	0	0	0%
	Jumping	3	-	2	-	5				-	-	-	-				
	Endurance	1	-	-	-	1				-	-	-	-				
	Equestrian	-	-	1	-	1				-	-	-	-				
Fencing	Fencing	6	-	18	-	24	56	0	0%	-	-	-	-	-	0	0	0%
	Foil	5	-	10	-	15				-	-	-	-				
	Epee	3	-	7	-	10				-	-	-	-				
	Sabre	6	-	1	-	7				-	-	-	-				
Field Hockey	Field Hockey	24	-	51	-	75	78	0	0%	2	-	5	-	7	7	0	0%
	Indoor	2	-	1	-	3				-	-	-	-				
Football	Football	1939	-	663	-	2602	2630	0	0%	103	-	18	-	121	121	0	0%
	Beach	16	-	3	-	19				-	-	-	-				
	Futsal	7	-	2	-	9				-	-	-	-				
Golf	-	6	-	5	-	11	11	0	0%	-	-	-	-	0	0	0%	

Table 10: ESA Tests Conducted in ASOIF Sport/Disciplines - continued

Sports	Disciplines	Urine							Blood										
		IC Samples	AAF	OOC Samples	AAF	Sub Total	Total Samples	Total AAFs	% AAF	IC Samples	AAF	OOC Samples	AAF	Sub Total	Total Samples	Total AAFs	% AAF		
Gymnastics	Artistic	5	-	49	-	54	134	0	0%	-	-	2	-	2	2	0	0%		
	Gymnastics	2	-	51	-	53				-	-	-	-	-				-	-
	Trampoline	1	-	9	-	10				-	-	-	-	-				-	-
	Rhythmic	2	-	8	-	10				-	-	-	-	-				-	-
	Acrobatic	1	-	3	-	4				-	-	-	-	-				-	-
	Aerobic	-	-	3	-	3				-	-	-	-	-				-	-
Handball	Indoor	94	-	108	-	202	202	0	0%	-	-	6	-	-	6	0	0%		
Judo	-	98	-	173	-	271	271	0	0%	-	-	12	-	12	12	0	0%		
Modern Pentathlon	Modern Pentathlon	61	-	45	-	106	108	0	0%	-	-	4	-	4	4	0	0%		
	Biathlon	2	-	-	-	2				-	-	-	-	-				-	-
Rowing	-	392	-	904	-	1296	1296	0	0%	33	-	39	-	-	72	0	0%		
Rugby Union	Fifteens	19	-	246	-	265	531	0	0%	-	-	14	-	14	58	0	0%		
	Sevens	17	-	143	-	160				2	-	13	-	15					
	Rugby Union	34	-	72	-	106				-	-	29	-	29					
Sailing	Sailing	6	-	20	-	26	28	0	0%	-	-	-	-	-	0	0	0%		
	Laser	-	-	1	-	1				-	-	-	-	-				0	0
	RS:X	1	-	-	-	1				-	-	-	-	-				-	-
Shooting	Shooting	3	-	-	-	3	4	0	0%	-	-	-	-	-	0	0	0%		
	Rifle	1	-	-	-	1				-	-	-	-	-				-	-
Table Tennis	-	9	-	16	-	25	25	0	0%	-	-	-	-	-	0	0	0%		
Taekwondo	Taekwondo	21	-	54	-	75	99	0	0%	8	-	1	-	9	9	0	0%		
	Sparring	2	-	20	-	22				-	-	-	-	-				-	-
	Poomsae	-	-	2	-	2				-	-	-	-	-				-	-
Tennis	-	30	-	103	-	133	133	0	0%	63	-	484	-	-	547	0	0%		
Triathlon	Triathlon	628	-	762	-	1390	1490	0	0%	67	-	131	-	198	198	0	0%		
	Duathlon	58	-	7	-	65				-	-	-	-	-				-	-
	Long Distance	18	-	9	-	27				-	-	-	-	-				-	-
	Aquathlon	5	-	-	-	5				-	-	-	-	-				-	-
	Cross Triathlon	-	-	3	-	3				-	-	-	-	-				-	-
Volleyball	Volleyball	75	-	87	-	162	247	0	0%	-	-	1	-	1	1	0	0%		
	Beach	40	-	45	-	85				-	-	-	-	-				-	-
Weightlifting	-	131	-	223	-	354	354	0	0%	25	-	31	-	-	56	0	0%		
Wrestling	Wrestling	61	-	109	-	170	309	0	0%	4	-	55	-	59	60	0	0%		
	Freestyle	25	-	52	-	77				-	-	-	-	-				-	-
	Greco-Roman	1	-	60	-	61				-	-	1	-	-				-	-
	Beach Wrestling	-	-	1	-	1				-	-	-	-	-				-	-
Totals		13918	22	12582	18		26500	40	0.2%	1264	1	1650	0		2914	1	0.03%		

Table 11: GHRF(GHS/GHRP) Tests Conducted in ASOIF Sport/Disciplines (Urine)

Sports	Disciplines	IC		OOC		Sub Total	Total Samples	Total AAFs	% AAF
		Samples	AAF	Samples	AAF				
Aquatics	Swimming	276	-	378	-	654	1400	0	0%
	Swimming Middle Distance 200-400m	85	-	119	-	204			
	Swimming Sprint 100m or less	70	-	86	-	156			
	Water Polo	60	-	79	-	139			
	Diving	74	-	35	-	109			
	Open Water	28	-	34	-	62			
	Swimming Long Distance 800m+	17	-	24	-	41			
	Synchronized Swimming	4	-	25	-	29			
Archery	Aquatics	4	-	2	-	6	29	0	0%
	Archery	23	-	5	-	28			
	Recurve	-	-	1	-	1			
Athletics	Athletics	921	-	409	-	1330	3032	0	0.0%
	Sprint 400m or less	213	-	277	-	490			
	Long Distance 3000m+	283	-	203	-	486			
	Throws	102	-	101	-	203			
	Jumps	99	-	79	-	178			
	Middle Distance 800-1500m	70	-	78	-	148			
	Combined Events	17	-	52	-	69			
	Track	6	-	45	-	51			
	Marathon	29	-	3	-	32			
	Field	1	-	17	-	18			
	Race Walk	11	-	5	-	16			
	Cross Country	4	-	1	-	5			
	Road Running	1	-	2	-	3			
	Decathlon (R)	1	-	1	-	2			
Discus Throwing (R)	-	-	1	-	1				
Badminton	-	45	-	34	-	79	79	0	0%
Basketball	Basketball	147	-	105	-	252	254	0	0%
	3 on 3	2	-	-	-	2			
Boxing	Boxing	175	-	271	-	446	450	0	0%
	AIBA WSB Boxing	4	-	-	-	4			
Canoe/Kayak	Canoe Kayak	23	-	46	1	69	246	1	0.4%
	Sprint (200m)	31	-	30	-	61			
	Long Distance (1000m)	18	-	24	-	42			
	Canoe Slalom	20	-	21	-	41			
	Middle Distance (500m)	13	-	11	-	24			
	Canoe Sprint (Flatwater) (R)	6	-	3	-	9			
Cycling	Road	738	1	555	1	1293	2025	4	0.2%
	Cycling	116	1	115	-	231			
	Mountain Bike	81	-	48	-	129			
	Track	73	-	34	1	107			
	Cyclo-Cross	80	-	7	-	87			
	Track Endurance	30	-	54	-	84			
	Track Sprint	17	-	34	-	51			
	BMX	22	-	14	-	36			
	Trials	6	-	-	-	6			
Artistic	-	-	1	-	1				

Table 11: GHRF(GHS/GHRP) Tests Conducted in ASOIF Sport/Disciplines (Urine) - continued

Sports	Disciplines	IC		OOC		Sub Total	Total Samples	Total AAFs	% AAF
		Samples	AAF	Samples	AAF				
Equestrian	Eventing	4	-	9	-	13	40	0	0%
	Dressage	10	-	1	-	11			
	Jumping	9	-	1	-	10			
	Equestrian	3	-	-	-	3			
	Vaulting	2	-	-	-	2			
	Endurance	1	-	-	-	1			
Fencing	Fencing	15	-	15	-	30	89	0	0%
	Epee	13	-	10	-	23			
	Foil	9	-	10	-	19			
	Sabre	11	-	6	-	17			
Field Hockey	Field Hockey	44	-	107	-	151	152	0	0%
	Indoor	-	-	1	-	1			
Football	Football	725	-	416	-	1141	1153	0	0%
	Futsal	12	-	-	-	12			
Golf	-	20	-	14	-	34	34	0	0%
Gymnastics	Gymnastics	33	-	79	-	112	244	0	0%
	Artistic	42	-	38	-	80			
	Rhythmic	19	-	8	-	27			
	Trampoline	12	-	10	-	22			
	Acrobatic	1	-	2	-	3			
Handball	Indoor	96	-	103	-	199	199	0	0%
Judo	-	200	-	155	-	355	355	0	0%
Modern Pentathlon	-	15	-	11	-	26	26	0	0%
Rowing	-	124	-	239	-	363	363	0	0%
Rugby Union	Fifteens	230	-	587	-	817	1267	0	0%
	Sevens	91	-	188	-	279			
	Rugby Union	25	-	146	-	171			
Sailing	Sailing	17	-	42	-	59	61	0	0%
	Laser-R	-	-	2	-	2			
Shooting	Shooting	59	-	35	-	94	182	0	0%
	Shotgun	24	-	10	-	34			
	Rifle	14	-	17	-	31			
	Pistol	12	-	11	-	23			
Table Tennis	-	28	-	11	-	39	39	0	0%
Taekwondo	Taekwondo	48	-	36	-	84	116	0	0%
	Sparring	6	-	26	-	32			
Tennis	-	1780	-	486	1	2266	2266	1	0.04%
Triathlon	Triathlon	115	-	184	-	299	306	0	0%
	Duathlon	4	-	2	-	6			
	Cross Triathlon	-	-	1	-	1			
Volleyball	Volleyball	123	-	144	-	267	330	0	0%
	Beach	19	-	44	-	63			
Weightlifting	-	884	3	492	1	1376	1376	4	0.3%
Wrestling	Wrestling	168	-	70	-	238	327	0	0%
	Freestyle	30	-	26	-	56			
	Greco-Roman	17	-	16	-	33			
Totals		9160	5	7280	5		16440	10	0%

Table 12: GHRF(GHRH) Tests Conducted in ASOIF Sport/Disciplines (Urine)

Sports	Disciplines	IC		OOC		Sub Total	Total Samples	Total AAFs	% AAF
		Samples	AAF	Samples	AAF				
Aquatics	Swimming	-	-	2	-	2	2	0	0%
Archery	-	-	-	-	-	-	0	0	0%
Athletics	Athletics	3	-	-	-	-	19	0	0%
	Sprint 400m or less	-	-	2	-	-			
	Long Distance 3000m+	3	-	3	-	-			
	Throws	-	-	1	-	-			
	Jumps	-	-	3	-	-			
	Middle Distance 800-1500m	-	-	1	-	-			
	Combined Events	-	-	3	-	-			
Badminton	-	-	-	2	-	-	2	0	0%
Basketball	-	-	-	-	-	-	0	0	0%
Boxing	-	-	-	-	-	-	0	0	0%
Canoe/Kayak	Canoe Kayak	-	-	4	-	-	7	0	0%
	Canoe Slalom	-	-	3	-	-			
Cycling	Road	-	-	3	-	-	4	0	0.0%
	Artistic	1	-	-	-	-			
Equestrian	-	-	-	-	-	-	0	0	0%
Fencing	-	1	-	-	-	-	1	0	0%
Field Hockey	-	-	-	-	-	-	0	0	0%
Football	-	-	-	1	-	1	1	0	0%
Golf	-	-	-	-	-	-	0	0	0%
Gymnastics	-	-	-	-	-	-	0	0	0%
Handball	Indoor	8	-	-	-	-	8	0	0%
Judo	-	-	-	-	-	-	0	0	0%
Modern Pentathlon	-	-	-	-	-	-	0	0	0%
Rowing	-	-	-	1	-	-	1	0	0%
Rugby Union	Fifteens	6	-	1	-	7	7	0	0%
Sailing	-	2	-	-	-	2	2	0	0%
Shooting	-	-	-	-	-	-	0	0	0%
Table Tennis	-	-	-	1	-	1	1	0	0%
Taekwondo	-	-	-	-	-	-	0	0	0%
Tennis	-	-	-	-	-	-	0	0	0%
Triathlon	-	-	-	9	-	9	9	0	0%
Volleyball	-	8	-	-	-	8	8	0	0%
Weightlifting	-	4	-	-	-	-	4	0	0%
Wrestling	Wrestling	11	-	-	-	11	12	0	0%
	Greco-Roman	-	-	1	-	1			
Totals		47	0	41	0		88	0	0%

Table 13: GnRH Tests Conducted in ASOIF Sport/Disciplines (Urine)

Sports	Disciplines	IC		OOC		Sub Total	Total Samples	Total AAFs	% AAF
		Samples	AAF	Samples	AAF				
Aquatics	Swimming	3	-	23	-	26	71	0	0%
	Swimming Sprint 100m or less	6	-	4	-	10			
	Swimming Middle Distance 200-400m	4	-	5	-	9			
	Open Water	-	-	8	-	8			
	Synchronized Swimming	-	-	6	-	6			
	Water Polo	1	-	3	-	4			
	Aquatics	4	-	-	-	4			
	Diving	-	-	3	-	3			
Swimming Long Distance 800m+	-	-	1	-	1				
Archery	-	-	-	-	-	0	0	0%	
Athletics	Long Distance 3000m+	54	-	39	-	93	337	0	0%
	Athletics	49	-	24	-	73			
	Sprint 400m or less	10	-	33	-	43			
	Track	-	-	37	-	37			
	Middle Distance 800-1500m	5	-	15	-	20			
	Throws	2	-	16	-	18			
	Jumps	3	-	14	-	17			
	Combined Events	-	-	16	-	16			
	Field	-	-	13	-	13			
	Race Walk	1	-	4	-	5			
Cross Country	1	-	-	-	1				
Road Running	-	-	1	-	1				
Badminton	-	-	3	-	3	3	0	0%	
Basketball	-	19	-	6	-	25	25	0	0%
Boxing	-	16	-	20	-	36	36	0	0%
Canoe/Kayak	Canoe Kayak	3	-	27	-	30	50	0	0%
	Canoe Slalom	-	-	11	-	11			
	Sprint (200m)	-	-	6	-	6			
	Long Distance (1000m)	-	-	1	-	1			
	Canoe Sprint (Flatwater) (R)	-	-	1	-	1			
	Middle Distance (500m)	-	-	1	-	1			
Cycling	Road	246	-	200	-	446	592	0	0%
	Cycling	26	-	30	-	56			
	Mountain Bike	6	-	21	-	27			
	Track	9	-	16	-	25			
	Track Endurance	2	-	14	-	16			
	Track Sprint	5	-	6	-	11			
	Cyclo-Cross	8	-	2	-	10			
	BMX	-	-	1	-	1			
Equestrian	Eventing	1	-	2	-	3	7	0	0%
	Vaulting	2	-	-	-	2			
	Endurance	1	-	-	-	1			
	Jumping	-	-	1	-	1			
Fencing	Epee	1	-	5	-	6	11	0	0%
	Fencing	1	-	4	-	5			
Field Hockey	-	3	-	25	-	28	28	0	0%
Football	Football	91	-	77	-	168	169	0	0%
	Futsal	1	-	-	-	1			
Golf	-	3	-	2	-	5	5	0	0%

Table 13: GnRH Tests Conducted in ASOIF Sport/Disciplines (Urine) - continued

Sports	Disciplines	IC		OOC		Sub Total	Total Samples	Total AAFs	% AAF
		Samples	AAF	Samples	AAF				
Gymnastics	Gymnastics	1	-	14	-	15	29	0	0%
	Artistic	1	-	8	-	9			
	Rhythmic	1	-	2	-	3			
	Trampoline	1	-	1	-	2			
Handball	Indoor	2	-	10	-	12	12	0	0%
Judo	-	14	-	27	-	41	41	0	0%
Modern Pentathlon	-	-	-	4	-	4	4	0	0%
Rowing	-	13	-	77	-	90	90	0	0%
Rugby Union	Fifteens	33	-	69	-	102	138	0	0%
	Rugby Union	-	-	22	-	22			
	Sevens	1	-	13	-	14			
Sailing	-	1	-	3	-	4	4	0	0%
Shooting	-	5	-	-	-	5	5	0	0%
Table Tennis	-	1	-	4	-	5	5	0	0%
Taekwondo	Taekwondo	-	-	6	-	6	7	0	0%
	Sparring	-	-	1	-	1			
Tennis	-	12	-	19	-	31	31	0	0%
Triathlon	Triathlon	18	-	39	-	57	59	0	0%
	Cross Triathlon	-	-	1	-	1			
	Duathlon	-	-	1	-	1			
Volleyball	Volleyball	5	-	10	-	15	19	0	0%
	Beach	-	-	4	-	4			
Weightlifting	-	146	-	148	-	294	294	0	0%
Wrestling	Wrestling	12	-	9	-	21	25	0	0%
	Greco-Roman	-	-	3	-	3			
	Freestyle	-	-	1	-	1			
Totals		854	0	1243	0		2097	0	0%

Table 14: Insulin Tests Conducted in ASOIF Sport/Disciplines (Urine)

Sports	Disciplines	IC		OOC		Sub Total	Total Samples	Total AAFs	% AAF
		Samples	AAF	Samples	AAF				
Aquatics	Swimming	-	-	13	-	13	19	0	0%
	Diving	-	-	2	-	2			
	Open Water	-	-	2	-	2			
	Swimming Sprint 100m or less	-	-	1	-	1			
	Aquatics	1	-	-	-	1			
Archery	-	-	-	-	-	0	0	0%	
Athletics	Athletics	30	-	63	-	93	185	0	0%
	Long Distance 3000m+	11	-	13	-	24			
	Jumps	-	-	14	-	14			
	Field	-	-	13	-	13			
	Throws	-	-	13	-	13			
	Combined Events	-	-	9	-	9			
	Track	-	-	7	-	7			
	Sprint 400m or less	-	-	6	-	6			
Middle Distance 800-1500m	1	-	5	-	6				
Badminton	-	-	-	-	-	0	0	0%	
Basketball	-	-	3	-	3	3	0	0%	
Boxing	-	-	1	-	4	5	5	0	0%
Canoe/Kayak	Canoe Kayak	-	-	28	-	28	44	0	0%
	Canoe Slalom	-	-	8	-	8			
	Sprint (200m)	-	-	6	-	6			
	Long Distance (1000m)	-	-	1	-	1			
	Middle Distance (500m)	-	-	1	-	1			
Cycling	Road	84	-	39	-	123	171	0	0%
	Cycling	21	-	5	-	26			
	Track	-	-	11	-	11			
	Track Endurance	-	-	6	-	6			
	Mountain Bike	-	-	5	-	5			
Equestrian	-	-	-	-	-	0	0	0%	
Fencing	-	-	-	-	-	0	0	0%	
Field Hockey	-	-	-	-	7	7	0	0%	
Football	-	-	-	-	7	7	0	0%	
Golf	-	-	-	-	-	0	0	0%	
Gymnastics	Gymnastics	-	-	2	-	2	3	0	0%
	Rhythmic	-	-	1	-	1			
Handball	-	-	-	-	3	3	0	0%	
Judo	-	-	16	-	1	17	17	1	0%
Modern Pentathlon	-	-	-	-	-	0	0	0%	
Rowing	-	-	-	-	19	19	19	0	0%
Rugby Union	Rugby Union	-	-	4	-	4	5	0	0%
	Fifteens	-	-	1	-	1			
Sailing	-	-	-	-	-	0	0	0%	
Shooting	-	-	-	-	-	0	0	0%	
Table Tennis	-	-	-	-	1	1	0	0%	
Taekwondo	-	-	-	-	1	1	0	0%	
Tennis	-	-	-	-	5	5	0	0%	
Triathlon	-	-	4	-	18	22	22	0	0%
Volleyball	-	-	-	-	2	2	0	0%	
Weightlifting	-	-	18	-	65	83	83	0	0%
Wrestling	Greco-Roman	-	-	3	-	3	3	0	0%
	Totals	190	0	415	1	605			

Table 15: Insulin Tests Conducted in ASOIF Sport/Disciplines (Blood)

Sports	Disciplines	IC		OOC		Sub Total	Total Samples	Total AAFs	% AAF
		Samples	AAF	Samples	AAF				
Aquatics	Swimming Long Distance 800m+	-	-	2	-	2	2	0	0%
Archery	-	-	-	-	-	-	0	0	0%
Athletics	Long Distance 3000m+	-	-	6	-	-	12	0	0%
	Middle Distance 800-1500m	-	-	5	-	-			
	Track	-	-	1	-	-			
Badminton	-	-	-	-	-	-	0	0	0%
Basketball	-	-	-	-	-	-	0	0	0%
Boxing	-	-	-	3	-	-	3	0	0%
Canoe/Kayak	-	-	-	-	-	-	0	0	0%
Cycling	Road	-	-	14	-	-	14	0	0%
Equestrian	-	-	-	-	-	-	0	0	0%
Fencing	-	-	-	-	-	-	0	0	0%
Field Hockey	-	-	-	-	-	-	0	0	0%
Football	-	-	-	-	-	-	0	0	0%
Golf	-	-	-	-	-	-	0	0	0%
Gymnastics	-	-	-	-	-	-	0	0	0%
Handball	-	-	-	-	-	-	0	0	0%
Judo	-	-	-	-	-	-	0	0	0%
Modern Pentathlon	-	-	-	-	-	-	0	0	0%
Rowing	-	-	-	3	-	-	3	0	0%
Rugby Union	Fifteens	4	-	4	-	-	8	0	0%
Sailing	-	-	-	-	-	-	0	0	0%
Shooting	-	-	-	-	-	-	0	0	0%
Table Tennis	-	-	-	-	-	-	0	0	0%
Taekwondo	-	-	-	-	-	-	0	0	0%
Tennis	-	-	-	-	-	-	0	0	0%
Triathlon	-	-	-	3	-	-	3	0	0%
Volleyball	-	-	-	-	-	-	0	0	0%
Weightlifting	-	-	-	-	-	-	0	0	0%
Wrestling	-	-	-	-	-	-	0	0	0%
	Totals	4	0	41	0		45	0	0%

Table 16: IGF-I Tests Conducted in ASOIF Sport/Disciplines (Urine and Blood)

		Urine							
Sports	Disciplines	IC		OOC		Sub Total	Total Samples	Total AAFs	% AAF
		Samples	AAF	Samples	AAF				
Aquatics	Swimming	-	-	10	-	10	15	0	0%
	Open Water	-	-	2	-	2			
	Diving	-	-	2	-	2			
	Aquatics	1	-	-	-	1			
Archery	-	-	-	-	-	0	0	0%	
Athletics	Athletics	24	-	15	-	39	113	0	0%
	Long Distance 3000m+	10	-	4	-	14			
	Field	-	-	13	-	13			
	Jumps	-	-	13	-	13			
	Throws	-	-	12	-	12			
	Combined Events	-	-	9	-	9			
	Track	-	-	7	-	7			
	Sprint 400m or less	-	-	4	-	4			
Middle Distance 800-1500m	-	-	2	-	2				
Badminton	-	-	-	-	-	0	0	0%	
Basketball	-	-	-	-	-	0	0	0%	
Boxing	-	-	2	-	-	2	0	0%	
Canoe/Kayak	Canoe Kayak	-	-	19	-	19	34	0	0%
	Canoe Slalom	-	-	7	-	7			
	Sprint (200m)	-	-	6	-	6			
	Long Distance (1000m)	-	-	1	-	1			
	Middle Distance (500m)	-	-	1	-	1			
Cycling	Road	-	-	27	-	27	71	0	0%
	Cycling	21	-	5	-	26			
	Track	-	-	9	-	9			
	Mountain Bike	-	-	5	-	5			
Track Endurance	-	-	4	-	4				
Equestrian	-	-	-	-	-	0	0	0%	
Fencing	-	-	-	-	-	0	0	0%	
Field Hockey	-	-	6	-	-	6	0	0%	
Football	-	-	4	-	-	4	0	0%	
Golf	-	-	-	-	-	0	0	0%	
Gymnastics	-	-	1	-	-	1	0	0%	
Handball	Indoor	-	-	3	-	-	3	0	0%
Judo	-	-	-	-	-	0	0	0%	
Modern Pentathlon	-	-	-	-	-	0	0	0%	
Rowing	-	-	-	-	-	13	0	0%	
Rugby Union	-	-	-	-	-	4	0	0%	
Sailing	-	-	-	-	-	0	0	0%	
Shooting	-	-	-	-	-	0	0	0%	
Table Tennis	-	-	-	-	-	0	0	0%	
Taekwondo	-	-	-	-	-	1	0	0%	
Tennis	-	-	-	-	-	4	0	0%	
Triathlon	-	-	-	-	-	17	0	0%	
Volleyball	-	-	-	-	-	2	0	0%	
Weightlifting	-	4	-	46	-	-	50	0	0%
Wrestling	-	-	-	2	-	-	2	0	0%
Totals		60	0	282	0		342	0	0%
		Blood							
Sports	Disciplines	IC		OOC		Sub Total	Total Samples	Total AAFs	% AAF
		Samples	AAF	Samples	AAF				
Athletics	Long Distance 3000m+	-	-	1	-	-	1	0	0%
Wrestling	Greco-Roman	-	-	1	-	-	1	0	0%
Totals		0	0	2	0	0	2	0	0%

Table 17: hGH Isoforms Tests Conducted in ASOIF Sport/Disciplines (Blood)

Sports	Disciplines	IC		OOC		sub total	Total Samples	Total AAFs	% AAF
		Samples	AAF	Samples	AAF				
Aquatics	Swimming	59	-	197	-	256	431	0	0%
	Swimming Sprint 100m or less	26	-	22	-	48			
	Water Polo	6	-	22	-	28			
	Aquatics	23	-	1	-	24			
	Open Water	6	-	18	-	24			
	Swimming Middle Distance 200-400m	7	-	15	-	22			
	Diving	-	-	15	-	15			
	Synchronized Swimming	1	-	10	-	11			
	Swimming Long Distance 800m+	-	-	3	-	3			
Archery	-	-	-	1	-	-	1	0	0%
Athletics	Athletics	213	-	720	-	933	1649	1	0.1%
	Sprint 400m or less	31	-	157	-	188			
	Long Distance 3000m+	28	-	80	-	108			
	Throws	27	-	79	-	106			
	Track	-	-	93	-	93			
	Jumps	10	-	58	-	68			
	Field	1	-	52	1	53			
	Middle Distance 800-1500m	6	-	36	-	42			
	Combined Events	1	-	35	-	36			
	Race Walk	-	-	10	-	10			
	Marathon	-	-	8	-	8			
	Indoor Athletics (R)	2	-	-	-	2			
	Decathlon (R)	1	-	-	-	1			
Road Running	-	-	1	-	1				
Badminton	-	2	-	15	-	-	17	0	0%
Basketball	-	26	-	107	-	-	133	0	0%
Boxing	-	99	-	357	-	-	456	0	0%
Canoe/Kayak	Canoe Kayak	35	-	152	-	187	311	0	0%
	Canoe Slalom	15	-	29	-	44			
	Long Distance (1000m)	18	-	11	-	29			
	Sprint (200m)	13	-	15	-	28			
	Middle Distance (500m)	5	-	5	-	10			
	Canoe Sprint (Flatwater) (R)	2	-	6	-	8			
	Marathon	4	-	-	-	4			
	Freestyle	-	-	1	-	1			
Cycling	Road	265	-	361	1	626	1107	1	0.1%
	Cycling	108	-	187	-	295			
	Track	33	-	32	-	65			
	Mountain Bike	15	-	39	-	54			
	Track Endurance	9	-	19	-	28			
	Track Sprint	1	-	17	-	18			
	Cyclo-Cross	7	-	3	-	10			
	BMX	6	-	3	-	9			
	Trials	2	-	-	-	2			
Equestrian	-	-	-	2	-	-	2	0	0%
Fencing	Fencing	9	-	6	-	15	28	0	0%
	Foil	-	-	6	-	6			
	Epee	-	-	5	-	5			
	Sabre	2	-	-	-	2			
Field Hockey	-	6	-	14	-	-	20	0	0%
Football	-	543	-	541	-	-	1084	0	0%

Table 17: hGH Isoforms Tests Conducted in ASOIF Sport/Disciplines (Blood) - continued

Sports	Disciplines	IC		OOC		sub total	Total Samples	Total AAFs	% AAF
		Samples	AAF	Samples	AAF				
Golf	-	-	-	-	-	-	0	0	0%
Gymnastics	Artistic	-	-	17	-	17	39	0	0%
	Gymnastics	-	-	12	-	12			
	Trampoline	-	-	5	-	5			
	Aerobic	-	-	3	-	3			
	Rhythmic	-	-	2	-	2			
Handball	Indoor	6	-	72	-	-	78	0	0%
Judo	-	28	-	141	-	-	169	0	0%
Modern Pentathlon	-	3	-	23	-	-	26	0	0%
Rowing	-	95	-	218	-	-	313	0	0%
Rugby Union	Rugby Union	6	-	240	-	246	615	0	0%
	Fifteens	11	-	230	-	241			
	Sevens	13	-	115	-	128			
Sailing	Sailing	-	-	11	-	11	15	0	0%
	Laser-R	-	-	3	-	3			
	RS:X	-	-	1	-	1			
Shooting	-	-	-	-	-	-	0	0	0%
Table Tennis	-	-	-	6	-	-	6	0	0%
Taekwondo	Taekwondo	8	-	28	-	36	42	0	0%
	Sparring	-	-	5	-	5			
	Poomsae	-	-	1	-	1			
Tennis	-	146	-	541	-	-	687	0	0%
Triathlon	Triathlon	71	-	155	-	226	227	0	0%
	Long Distance	-	-	1	-	1			
Volleyball	Volleyball	6	-	147	-	153	189	0	0%
	Beach	8	-	28	-	36			
Weightlifting	-	379	-	613	-	-	992	0	0%
Wrestling	Wrestling	24	-	122	-	146	278	0	0%
	Greco-Roman	12	-	65	-	77			
	Freestyle	15	-	40	-	55			
Totals		2504	0	6,411	2		8,915	2	0.02%

Table 18: hGH Biomarkers Tests Conducted in ASOIF Sport/Disciplines (Blood)

Sports	Disciplines	IC		OOC		sub total	Total Samples	Total AAFs	% AAF
		Samples	AAF	Samples	AAF				
Aquatics	Swimming	-	-	34	-	34	65	0	0%
	Swimming Middle Distance 200-400m	-	-	9	-	9			
	Open Water	-	-	6	-	6			
	Swimming Sprint 100m or less	-	-	6	-	6			
	Diving	-	-	5	-	5			
	Swimming Long Distance 800m+	-	-	5	-	5			
Archery	-	-	-	-	-	0	0	0%	
Athletics	Athletics	-	-	110	-	110	261	0	0%
	Sprint 400m or less	-	-	60	-	60			
	Long Distance 3000m+	-	-	29	-	29			
	Throws	-	-	25	-	25			
	Middle Distance 800-1500m	-	-	22	-	22			
	Jumps	-	-	12	-	12			
	Combined Events	-	-	3	-	3			
Badminton	-	-	5	-	-	5	0	0%	
Basketball	-	-	17	-	-	17	0	0%	
Boxing	-	9	-	83	-	-	92	0	0%
Canoe/Kayak	Canoe Kayak	-	-	42	-	42	58	0	0%
	Canoe Slalom	-	-	9	-	9			
	Canoe Sprint (Flatwater) (R)	-	-	4	-	4			
	Long Distance (1000m)	-	-	3	-	3			
Cycling	Road	21	-	99	-	120	215	0	0%
	Track Sprint	1	-	29	-	30			
	Cycling	9	-	17	-	26			
	Track	-	-	14	-	14			
	Track Endurance	2	-	11	-	13			
	Mountain Bike	-	-	12	-	12			
Equestrian	-	-	-	-	-	0	0	0%	
Fencing	-	-	-	-	-	0	0	0%	
Field Hockey	-	2	-	5	-	-	7	0	0%
Football	-	115	-	70	-	-	185	0	0%
Golf	-	-	-	-	-	-	0	0	0%
Gymnastics	Artistic	2	-	5	-	7	9	0	0%
	Gymnastics	-	-	2	-	2			
Handball	Indoor	-	-	15	-	-	15	0	0%
Judo	-	-	-	18	-	-	18	0	0%
Modern Pentathlon	-	-	-	2	-	-	2	0	0%
Rowing	-	-	-	63	-	-	63	0	0%
Rugby Union	Fifteens	43	-	177	-	220	231	0	0%
	Rugby Union	-	-	8	-	8			
	Sevens	-	-	3	-	3			
Sailing	-	-	-	-	-	0	0	0%	
Shooting	-	-	-	-	-	0	0	0%	
Table Tennis	-	-	-	-	-	0	0	0%	
Taekwondo	Taekwondo	4	-	2	-	6	8	0	0%
	Sparring	-	-	2	-	2			
Tennis	-	-	-	6	-	-	6	0	0%
Triathlon	-	2	-	39	-	41	41	0	0%
Volleyball	Beach	-	-	8	-	8	15	0	0%
	Volleyball	-	-	7	-	7			
Weightlifting	-	19	-	118	-	-	137	0	0%
Wrestling	Greco-Roman	-	-	16	-	16	26	0	0%
	Wrestling	-	-	8	-	8			
	Women's Freestyle	1	-	-	-	1			
	Freestyle	-	-	1	-	1			
Totals		230	0	1,246	0		1,476	0	0%

Table 19: HBOC Tests Conducted in ASOIF Sport/Disciplines (Blood)

Sports	Disciplines	IC		OOC		Sub Total	Total Samples	Total AAFs	% AAF
		Samples	AAF	Samples	AAF				
Aquatics	Swimming	134	-	52	-	186	262	0	0%
	Water Polo	24	-	-	-	24			
	Open Water	20	-	3	-	23			
	Swimming Sprint 100m or less	2	-	8	-	10			
	Swimming Middle Distance 200-400m	-	-	8	-	8			
	Synchronized Swimming	7	-	-	-	7			
	Diving	-	-	3	-	3			
	Swimming Long Distance 800m+	-	-	1	-	1			
Archery	-	-	-	-	-	0	0	0%	
Athletics	Athletics	137	-	216	-	353	488	0	0%
	Track	-	-	48	-	48			
	Sprint 400m or less	1	-	25	-	26			
	Long Distance 3000m+	2	-	18	-	20			
	Half Marathon	13	-	-	-	13			
	Throws	-	-	10	-	10			
	Middle Distance 800-1500m	4	-	5	-	9			
	Cross Country	3	-	-	-	3			
	Jumps	-	-	2	-	2			
	Race Walk	-	-	2	-	2			
Road Running	-	-	2	-	2				
Badminton	-	-	-	-	-	0	0	0%	
Basketball	-	-	22	-	-	22	0	0%	
Boxing	-	32	-	44	-	76	0	0%	
Canoe/Kayak	Canoe Kayak	10	-	29	-	39	62	0	0%
	Sprint (200m)	-	-	12	-	12			
	Canoe Sprint (Flatwater) (R)	-	-	4	-	4			
	Long Distance (1000m)	-	-	3	-	3			
	Canoe Slalom	-	-	2	-	2			
	Middle Distance (500m)	-	-	2	-	2			
Cycling	Cycling	49	-	120	-	169	286	0	0%
	Road	8	-	57	-	65			
	Mountain Bike	5	-	16	-	21			
	Track	12	-	7	-	19			
	Track Endurance	-	-	10	-	10			
	Track Sprint	-	-	2	-	2			
Equestrian	-	-	-	-	-	0	0	0%	
Fencing	Foil	-	-	2	-	-	2	0	0%
Field Hockey	-	-	-	7	-	-	7	0	0%
Football	-	74	-	6	-	-	80	0	0%
Golf	-	-	-	-	-	-	0	0	0%
Gymnastics	-	-	-	-	-	-	0	0	0%
Handball	Indoor	-	-	12	-	-	12	0	0%
Judo	-	1	-	36	-	-	37	0	0%
Modern Pentathlon	-	-	-	6	-	-	6	0	0%
Rowing	-	2	-	39	-	-	41	0	0%
Rugby Union	Rugby Union	-	-	90	-	90	143	0	0%
	Sevens	-	-	32	-	32			
	Fifteens	-	-	21	-	21			
Sailing	-	-	-	-	-	-	0	0	0%
Shooting	-	-	-	-	-	-	0	0	0%
Table Tennis	-	-	-	-	-	-	0	0	0%
Taekwondo	-	-	-	2	-	2	2	0	0%
Tennis	-	45	-	373	-	418	418	0	0%

Table 19: HBOC Tests Conducted in ASOIF Sport/Disciplines (Blood) - continued

Sports	Disciplines	IC		OOC		Sub Total	Total Samples	Total AAFs	% AAF
		Samples	AAF	Samples	AAF				
Triathlon	Triathlon	13	-	65	-	78	83	0	0%
	Cross Triathlon	-	-	3	-	3			
	Duathlon	-	-	2	-	2			
Volleyball	-	-	-	-	6	6	0	0%	
Weightlifting	-	75	-	97	-	172	172	0	0%
Wrestling	Wrestling	26	-	81	-	107	110	0	0%
	Greco-Roman	-	-	3	-	3			
Totals		699	0	1616	0		2315	0	0%

Table 20: HBT (Transfusion) Tests Conducted in ASOIF Sport/Disciplines (Blood)

Sports	Disciplines	IC		OOC		Sub Total	Total Samples	Total AAFs	% AAF
		Samples	AAF	Samples	AAF				
Aquatics	Swimming	29	-	14	-	43	69	0	0%
	Water Polo	18	-	-	-	18			
	Open Water	1	-	2	-	3			
	Swimming Middle Distance 200-400m	-	-	2	-	2			
	Swimming Sprint 100m or less	-	-	2	-	2			
	Swimming Long Distance 800m+	-	-	1	-	1			
Archery	-	-	-	-	-	0	0	0%	
Athletics	Athletics	1	-	67	-	68	165	0	0%
	Track	-	-	48	-	48			
	Long Distance 3000m+	2	-	18	-	20			
	Sprint 400m or less	-	-	15	-	15			
	Middle Distance 800-1500m	3	-	4	-	7			
	Cross Country	3	-	-	-	3			
	Throws	-	-	2	-	2			
	Combined Events	-	-	1	-	1			
Jumps	-	-	1	-	1				
Badminton	-	-	-	-	-	0	0	0%	
Basketball	-	-	-	-	-	0	0	0%	
Boxing	-	-	14	-	-	14	0	0%	
Canoe/Kayak	Canoe Kayak	5	-	3	-	8	16	0	0%
	Canoe Sprint (Flatwater) (R)	-	-	3	-	3			
	Canoe Slalom	-	-	2	-	2			
	Long Distance (1000m)	-	-	2	-	2			
	Sprint (200m)	-	-	1	-	1			
Cycling	Cycling	12	-	32	-	44	104	0	0%
	Road	13	-	29	-	42			
	Mountain Bike	-	-	9	-	9			
	Track	-	-	4	-	4			
	Track Sprint	-	-	3	-	3			
	Track Endurance	-	-	1	-	1			
BMX	-	-	1	-	1				
Equestrian	-	-	-	-	-	0	0	0%	
Fencing	-	-	-	-	-	0	0	0%	
Field Hockey	-	-	-	-	-	0	0	0%	
Football	-	8	-	4	-	12	12	0	0%
Golf	-	-	-	-	-	0	0	0%	
Gymnastics	-	-	-	-	-	0	0	0%	
Handball	-	-	-	-	-	0	0	0%	
Judo	-	-	-	1	-	1	1	0	0%
Modern Pentathlon	-	-	-	2	-	2	2	0	0%
Rowing	-	5	-	2	-	7	7	0	0%
Rugby Union	Sevens	2	-	-	-	2	2	0	0%
Sailing	-	-	-	-	-	0	0	0%	
Shooting	-	-	-	-	-	0	0	0%	
Table Tennis	-	-	-	-	-	0	0	0%	
Taekwondo	-	-	-	-	-	0	0	0%	
Tennis	-	-	-	253	-	253	253	0	0%
Triathlon	-	29	-	24	-	53	53	0	0%
Volleyball	-	-	-	-	-	0	0	0%	
Weightlifting	-	-	-	-	-	0	0	0%	
Wrestling	-	-	-	-	-	0	0	0%	
Totals		131	0	567	0		698	0	0%

Table 21: GC/C/IRMS Tests Conducted in AIOWF Sport/Disciplines (Urine)

Sports	Disciplines	IC		OOC		sub total	Total Samples	Total AAFs	% AAF
		Samples	AAF	Samples	AAF				
Biathlon	-	15	-	32	1	-	47	1	2%
Bobsleigh	-	-	-	24	-	24	24	0	0%
Curling	-	6	1	1	-	-	7	1	14%
Ice Hockey	Ice Hockey	71	-	49	-	120	125	0	0%
	Junior Ice Hockey	5	-	-	-	5			
Luge	-	-	-	2	-	-	2	0	0%
Skating	Short Track	14	-	7	-	21	70	0	0%
	Speed Skating	6	-	12	-	18			
	Speed Skating 1500m or less	8	-	4	-	12			
	Speed Skating >1500m	3	-	6	-	9			
	Figure Skating	2	-	5	-	7			
	Skating	-	-	3	-	3			
Skiing	Cross-Country	20	-	22	1	42	77	1	1.3%
	Alpine	6	-	11	-	17			
	Nordic Combined	4	-	3	-	7			
	Freestyle	1	-	4	-	5			
	Snowboard	1	-	4	-	5			
	Skiing	-	-	1	-	1			
Totals		162	1	190	2		352	3	0.9%

Table 22: ESA Tests Conducted in AIOWF Sport/Disciplines (Urine and Blood)

Sports	Disciplines	Urine								Blood							
		IC Samples	AAF	IOC Samples	AAF	Sub Total	Total Samples	Total AAFs	% AAF	IC Samples	AAF	IOC Samples	AAF	Sub Total	Total Samples	Total AAFs	% AAF
Biathlon	-	655	-	590	-	-	1245	0	0%	-	-	22	-	22	22	0	0%
Bobsleigh	Bobsleigh	1	-	45	-	46	52	0	0%	-	-	-	-	-	0	0	0%
	Skeleton	-	-	6	-	6				-	-	-					
Curling	-	4	-	1	-	-	5	0	0%	-	-	-	-	-	0	0	0%
Ice Hockey	-	43	-	157	-	-	200	0	0%	-	-	18	-	18	18	0	0%
Luge	-	-	-	5	-	-	5	0	0%	-	-	-	-	-	0	0	0%
Skating	Speed Skating	136	-	201	-	337	766	0	0%	7	-	30	-	37	77	0	0%
	Short Track	79	-	95	-	174				10	-	6	-	16			
	Speed Skating 1500m or less	46	-	54	-	100				3	-	7	-	10			
	Speed Skating >1500m	22	-	71	-	93				4	-	10	-	14			
	Skating	13	-	17	-	30				-	-	-	-	-			
	Figure Skating	7	-	21	-	28				-	-	-	-	-			
	Short Track (1500m or less) (R)	-	-	3	-	3				-	-	-	-	-			
	Short Track (>1500m) (R)	-	-	1	-	1				-	-	-	-	-			
Skiing	Cross-Country	503	-	684	-	1187	1593	0	0%	-	-	45	-	45	52	0	0%
	Alpine	17	-	156	-	173				-	-	4	-	4			
	Nordic Combined	35	-	127	-	162				-	-	3	-	3			
	Ski Jumping	7	-	26	-	33				-	-	-	-	-			
	Freestyle	-	-	19	-	19				-	-	-	-	-			
	Snowboard	1	-	13	-	14				-	-	-	-	-			
	Skiing	1	-	4	-	5				-	-	-	-	-			
Totals		1,570	0	2,296	0		3,866	0	0%	24	0	145	0	169	0	0%	

Table 23: GHRF(GHS/GHRP) Tests Conducted in AIOWF Sport/Disciplines (Urine)

Sports	Disciplines	IC		OOC		Sub Total	Total Samples	Total AAFs	% AAF
		Samples	AAF	Samples	AAF				
Biathlon	-	50	-	91	-	-	141	-	0%
Bobsleigh	Bobsleigh	2	-	152	-	154	176	0	0%
	Skeleton	-	-	22	-	22			
Curling	-	14	-	24	-	38	38	-	0%
Ice Hockey	Ice Hockey	27	-	190	-	217	345	0	0%
	Junior Ice Hockey	113	-	15	-	128			
Luge	-	28	-	54	-	-	82	-	0%
Skating	Speed Skating 1500m or less	73	-	56	-	129	489	0	0%
	Short Track	76	-	46	-	122			
	Speed Skating	30	-	81	-	111			
	Speed Skating >1500m	22	-	38	-	60			
	Figure Skating	20	-	31	-	51			
	Synchronized Skating	8	-	-	-	8			
	Short Track (1500m or less) (R)	-	-	4	-	4			
	Skating	-	-	3	-	3			
Skiing	Short Track (>1500m) (R)	-	-	1	-	1	439	0	0%
	Alpine	77	-	179	-	256			
	Cross-Country	18	-	67	-	85			
	Freestyle	26	-	33	-	59			
	Snowboard	-	-	19	-	19			
	Nordic Combined	-	-	12	-	12			
	Ski Jumping	-	-	5	-	5			
Slopestyle	-	-	3	-	3				
Totals		584	0	1126	0		1710	0	0%

Table 24: GHRF(GHRH) Tests Conducted in AIOWF Sport/Disciplines (Urine)

Sports	Disciplines	IC		OOC		Sub Total	Total Samples	Total AAFs	% AAF
		Samples	AAF	Samples	AAF				
Biathlon	-	-	-	-	-	-	0	0	0%
Bobsleigh	-	-	-	-	-	-	0	0	0%
Curling	-	-	-	-	-	-	0	0	0%
Ice Hockey	-	-	-	7	-	-	7	0	0%
Luge	-	-	-	-	-	-	0	0	0%
Skating	Speed Skating 1500m or less	4	-	-	-	4	7	0	0%
	Speed Skating >1500m	1	-	1	-	2			
	Speed Skating	-	-	1	-	1			
Skiing	-	-	-	-	-	-	0	0	0%
Totals		5	0	9	0		14	0	0%

Table 25: GnRH Tests Conducted in AIOWF Sport/Disciplines (Urine)

Sports	Disciplines	IC		OOC		Sub Total	Total Samples	Total AAFs	% AAF
		Samples	AAF	Samples	AAF				
Biathlon	Biathlon	-	-	10	-	-	10	0	0%
Bobsleigh	Bobsleigh	-	-	21	-	21	22	0	0%
	Skeleton	-	-	1	-	1			
Ice Hockey	Ice Hockey	11	-	60	-	-	71	0	0%
Luge	Luge	-	-	1	-	-	1	0	0%
Skating	Speed Skating	-	-	14	-	14	24	0	0%
	Short Track	-	-	4	-	4			
	Speed Skating 1500m or less	-	-	3	-	3			
	Speed Skating >1500m	-	-	2	-	2			
	Figure Skating	-	-	1	-	1			
Skiing	Cross-Country	-	-	29	-	29	44	0	0%
	Alpine	-	-	7	-	7			
	Nordic Combined	-	-	4	-	4			
	Ski Jumping	-	-	3	-	3			
	Snowboard	-	-	1	-	1			
Totals		11	0	161	0		172	0	0%

Table 26: Insulin Tests* Conducted in AIOWF Sport/Disciplines (Urine)

Sports	Disciplines	IC		OOC		Sub Total	Total Samples	Total AAFs	% AAF
		Samples	AAF	Samples	AAF				
Biathlon	-	-	-	-	-	-	0	0	0%
Bobsleigh	-	-	-	15	-	-	15	0	0%
Curling	-	-	-	-	-	-	0	0	0%
Ice Hockey	-	-	-	31	-	-	31	0	0%
Luge	-	-	-	-	-	-	0	0	0%
Skating	Speed Skating	-	-	8	-	8	12	0	0%
	Speed Skating >1500m	-	-	1	-	1			
	Speed Skating 1500m or less	-	-	1	-	1			
	Short Track	-	-	1	-	1			
	Figure Skating	-	-	1	-	1			
Skiing	-	-	-	-	-	-	0	0	0%
Totals		0	0	58	0		58	0	0%

* No Insulin Tests in Blood for AIOWF Sports were recorded in ADAMS

Table 27: IGF-I Tests* Conducted in AIOWF Sport/Disciplines (Urine)

Sports	Disciplines	IC		OOC		Sub Total	Total Samples	Total AAFs	% AAF
		Samples	AAF	Samples	AAF				
Biathlon	-	-	-	-	-	-	0	0	0%
Bobsleigh	-	-	-	14	-	-	14	0	0%
Curling	-	-	-	-	-	-	0	0	0%
Ice Hockey	-	-	-	28	-	-	28	0	0%
Luge	-	-	-	-	-	-	0	0	0%
Skating	Speed Skating	-	-	5	-	5	8	0	0%
	Speed Skating >1500m	-	-	1	-	-			
	Figure Skating	-	-	1	-	1			
	Short Track	-	-	1	-	1			
Skiing	-	-	-	-	-	-	0	0	0%
Totals		0	0	50	0		50	0	0%

* No IGF-I Tests in Blood for AIOWF Sports were recorded in ADAMS

Table 28: hGH Isoforms Tests Conducted in AIOWF Sport/Disciplines (Blood)

Sports	Disciplines	IC		OOC		sub total	Total Samples	Total AAFs	% AAF
		Samples	AAF	Samples	AAF				
Biathlon	-	7	-	79	-	-	86	0	0%
Bobsleigh	Bobsleigh	-	-	79	-	79	98	0	0%
	Skeleton	-	-	19	-	19			
Curling	-	-	-	4	-	4	4	0	0%
Ice Hockey	-	8	-	112	-	120	120	0	0%
Luge	-	-	-	16	-	16	16	0	0%
Skating	Speed Skating	-	-	42	-	42	115	0	0%
	Short Track	-	-	28	-	28			
	Skating	10	-	12	-	22			
	Speed Skating 1500m or less	-	-	12	-	12			
	Speed Skating >1500m	-	-	6	-	6			
	Short Track (1500m or less) (R)	-	-	4	-	4			
Figure Skating	-	-	1	-	1				
Skiing	Cross-Country	48	-	284	-	332	557	0	0%
	Alpine	16	-	116	-	132			
	Nordic Combined	7	-	49	-	56			
	Ski Jumping	-	-	31	-	31			
	Snowboard	-	-	5	-	5			
	Freestyle	-	-	1	-	1			
Totals		96	0	900	0		996	0	0%

Table 29: hGH Biomarkers Tests Conducted in AIOWF Sport/Disciplines (Blood)

Sports	Disciplines	IC		OOC		sub total	Total Samples	Total AAFs	% AAF
		Samples	AAF	Samples	AAF				
Biathlon	-	-	-	48	-	-	48	0	0%
Bobsleigh	Bobsleigh	-	-	46	-	46	52	0	0%
	Skeleton	-	-	6	-	6			
Curling	-	-	-	-	-	-	0	0	0%
Ice Hockey	-	3	-	31	-	34	34	0	0%
Luge	-	-	-	5	-	5	5	0	0%
Skating	Short Track	-	-	19	-	19	61	0	0%
	Speed Skating >1500m	-	-	16	-	16			
	Speed Skating	-	-	15	-	15			
	Speed Skating 1500m or less	-	-	6	-	6			
	Short Track (1500m or less) (R)	-	-	5	-	5			
Skiing	Cross-Country	4	-	124	-	128	200	0	0%
	Nordic Combined	-	-	32	-	32			
	Alpine	-	-	27	-	27			
	Ski Jumping	-	-	10	-	10			
	Snowboard	-	-	3	-	3			
Totals		7	0	393	0		400	0	0%

Table 30: HBOC Tests Conducted in AIOWF Sport/Disciplines (Blood)

Sports	Disciplines	IC		OOC		Sub Total	Total Samples	Total AAFs	% AAF
		Samples	AAF	Samples	AAF				
Biathlon	-	-	-	11	-	-	11	0	0%
Bobsleigh	Bobsleigh	-	-	2	-	2	3	0	0%
	Skeleton	-	-	1	-	1			
Curling	-	-	-	-	-	-	0	0	0%
Ice Hockey	-	-	-	7	-	-	7	0	0%
Luge	-	-	-	-	-	-	0	0	0%
Skating	Speed Skating	-	-	13	-	13	25	0	0%
	Speed Skating >1500m	1	-	7	-	8			
	Speed Skating 1500m or less	-	-	3	-	3			
	Short Track	-	-	1	-	1			
Skiing	Cross-Country	5	-	27	-	32	36	0	0%
	Nordic Combined	-	-	4	-	4			
Totals		6	0	76	0		82	0	0%

Table 31: HBT (Transfusion) Tests Conducted in AIOWF Sport/Disciplines (Blood)

Sports	Disciplines	IC		OOC		Sub Total	Total Samples	Total AAFs	% AAF
		Samples	AAF	Samples	AAF				
Biathlon	-	-	-	6	-	-	6	0	0%
Bobsleigh	-	-	-	-	-	-	0	0	0%
Curling	-	-	-	-	-	-	0	0	0%
Ice Hockey	-	-	-	-	-	-	0	0	0%
Luge	-	-	-	-	-	-	0	0	0%
Skating	Speed Skating	7	-	2	-	-	19	0	0%
	Skating	-	-	5	-	5			
	Speed Skating >1500m	1	-	3	-	4			
	Short Track	-	-	1	-	1			
Skiing	Cross-Country	-	-	6	-	6	10	0	0%
	Nordic Combined	-	-	4	-	4			
Totals		8	0	27	0		35	0	0%

Table 32: GC/C/IRMS Tests Conducted in ARISF Sport/Disciplines (Urine)

Sports	Disciplines	IC		OOC		Sub Total	Total Samples	Total AAFs	% AAF
		Samples	AAF	Samples	AAF				
Air Sports	Rotorcraft	1	1	-	-	1	2	1	50%
	Hang Gliding & Paragliding	-	-	1	-	1			
American Football	-	13	1	13	-	-	26	1	50%
Automobile Sports	Automobile Sports	16	-	-	-	16	20	0	0%
	Karting	3	-	-	-	3			
	Rally	1	-	-	-	1			
Bandy	-	1	-	1	-	-	2	0	0%
Baseball	-	17	1	15	1	-	32	2	6%
Basque Pelota	-	3	-	1	-	-	4	0	0%
Boules Sports	Petanque	3	-	-	-	-	3	0	0%
Bowling	Bowling	2	-	3	-	5	7	0	0%
	Nine-Pin Classic	2	-	-	-	2			
Chess	-	1	-	-	-	-	1	0	0%
Cricket	-	5	-	3	-	-	8	0	0%
DanceSport	DanceSport	4	-	-	-	4	6	0	0%
	Standard	1	-	-	-	1			
	Latin	1	-	-	-	1			
Floorball	-	7	-	6	-	-	13	0	0%
Flying Disc	Ultimate	1	-	-	-	1	2	0	0%
	Flying Disc	1	-	-	-	1			
Karate	-	15	1	13	-	-	28	1	4%
Korfball	-	1	-	-	-	-	1	0	0%
Life Saving	-	2	-	2	-	-	4	0	0%
Motorcycle Racing	Motocross	13	-	-	-	13	22	0	0%
	Road Racing	6	-	-	-	6			
	Motorcycle Racing	1	-	1	-	2			
	Track Racing	1	-	-	-	1			
Mountaineering and Climbing	Mountain Running	1	-	-	-	-	1	0	0%
Netball	-	1	-	2	-	-	3	0	0%
Orienteering	Orienteering	2	1	2	-	4	7	1	14%
	Mountain Bike Orienteering	1	-	1	-	2			
	Foot Orienteering	-	-	1	-	1			
Powerboating	-	1	-	-	-	-	1	0	0%
Racquetball	-	2	-	2	-	-	4	0	0%
Roller Sports	Inline Hockey	3	-	-	-	3	8	0	0%
	Inline Speed Skating Sprint 1000m or less	3	-	-	-	3			
	Inline Speed Skating Distance >1000m	2	-	-	-	2			
Ski Mountaineering	-	2	-	5	-	-	7	0	0%
Softball	-	-	-	5	-	-	5	0	0%
Sport Climbing	Boulder	2	-	-	-	-	2	0	0%
Squash	-	6	1	5	-	-	11	1	9%
Sumo	-	2	-	-	-	-	2	0	0%
Surfing	-	-	-	1	-	-	1	0	0%
Tug of War	-	1	-	-	-	-	1	0	0%
Underwater Sports	Finswimming	2	-	-	-	2	7	0	0%
	UW Rugby	2	-	-	-	2			
	Underwater Sports	2	-	-	-	2			
	Finswimming Pool	1	-	-	-	1			
Wushu	Sanda	-	-	2	-	2	3	0	0%
	Wushu	-	-	1	-	1			
Billiards Sports	Billiards	1	-	-	-	-	1	0	0%
Waterskiing	Tricks & Jumps	2	-	1	-	3	7	0	0%
	Waterskiing	1	-	1	-	2			
	Cable	1	-	-	-	1			
	Wakeboard	1	-	-	-	1			
Totals		164	6	88	1		252	7	2.8%

Table 33: ESA Tests Conducted in ARISF Sport/Disciplines (Urine and Blood)

Sports	Disciplines	Urine							Blood							
		IC		OOC		Sub	Total	Total	%	IC		OOC		Total	Total	%
		Samples	AAF	Samples	AAF	Total	Samples	AAFs	AAF	Samples	AAF	Samples	AAF	Samples	AAFs	AAF
Air Sports	-	-	-	-	-	-	0	0	0%	-	-	-	-	0	0	0%
American Football	-	6	-	9	-	-	15	0	0%	-	-	-	-	0	0	0%
Automobile Sports	Automobile Sports	8	-	-	-	8	9	0	0%	-	-	-	-	0	0	0%
	Karting	1	-	-	-	1	-	-	-	-	-	-	-	0	0	0%
Bandy	-	-	-	1	-	-	1	0	0%	-	-	-	-	0	0	0%
Baseball	-	3	-	8	-	-	11	0	0%	-	-	-	-	0	0	0%
Basque Pelota	-	-	-	4	-	-	4	0	0%	-	-	-	-	0	0	0%
Billiards Sports	-	-	-	-	-	-	0	0	0%	-	-	-	-	0	0	0%
Boules Sports	-	-	-	-	-	-	0	0	0%	-	-	-	-	0	0	0%
Bowling	-	-	-	-	-	-	0	0	0%	-	-	-	-	0	0	0%
Chess	-	-	-	-	-	-	0	0	0%	-	-	-	-	0	0	0%
Cricket	-	9	-	42	-	51	51	0	0%	-	-	-	-	0	0	0%
DanceSport	DanceSport	6	-	2	-	8	14	0	0%	-	-	-	-	0	0	0%
	Standard	6	-	-	-	6	-	-	-	-	-	-	-	0	0	0%
Floorball	Floorball	2	-	12	-	-	14	0	0%	-	-	-	-	0	0	0%
Flying Disc	-	-	-	-	-	-	0	0	0%	-	-	-	-	0	0	0%
Karate	-	19	-	32	-	-	51	0	0%	-	-	-	-	0	0	0%
Korfball	-	3	-	3	-	-	6	0	0%	-	-	-	-	0	0	0%
Life Saving	Life Saving	34	-	11	-	45	49	0	0%	-	-	-	-	0	0	0%
	Pool	3	-	1	-	4	-	-	-	-	-	-	-	0	0	0%
Motorcycle Racing	Motocross	11	-	-	-	11	-	-	-	3	-	-	-	-	-	-
	Road Racing	2	-	-	-	2	-	-	-	-	-	5	-	-	-	-
	Cross-Country Rallies	-	-	3	-	3	19	0	0%	-	-	-	-	8	0	0%
	Motorcycle Racing	2	-	-	-	2	-	-	-	-	-	-	-	-	-	-
	All-Terrain	-	-	1	-	1	-	-	-	-	-	-	-	-	-	-
Mountaineering and Climbing	Mountaineering and Climbing	5	-	4	-	9	-	-	-	-	-	-	-	-	-	-
	Mountain Running	6	-	1	-	7	22	0	0%	-	-	-	-	0	0	0%
	Climbing	-	-	3	-	3	-	-	-	-	-	-	-	-	-	-
	Ice Climbing	3	-	-	-	3	-	-	-	-	-	-	-	-	-	-
Netball	-	1	-	5	-	6	6	0	0%	-	-	-	-	0	0	0%
Orienteering	Orienteering	16	-	6	-	22	-	-	-	-	-	-	-	-	-	-
	Foot Orienteering	2	-	8	-	10	42	0	0%	-	-	1	-	1	0	0%
	Mountain Bike Orienteering	6	-	2	-	8	-	-	-	-	-	-	-	-	-	-
	Ski Orienteering	2	-	-	-	2	-	-	-	-	-	-	-	-	-	-
Polo	-	-	-	-	-	0	0	0%	6	-	-	-	6	0	0%	
Powerboating	-	2	-	-	2	2	0	0%	-	-	-	-	0	0	0%	
Racquetball	-	-	-	3	-	3	3	0	0%	-	-	-	-	0	0	0%

Table 33: ESA Tests Conducted in ARISF Sport/Disciplines (Urine and Blood) - continued

Sports	Disciplines	Urine						Blood								
		IC Samples	AAF	OOB Samples	AAF	Sub Total	Total Samples	Total AAFs	% AAF	IC Samples	AAF	OOB Samples	AAF	Total Samples	Total AAFs	% AAF
Roller Sports	Inline Speed Skating Sprint 1000m or less	29	-	10	-	39										
	Roller Sports	23	-	5	-	28										
	Inline Speed Skating Distance >1000m	24	1	-	-	25	97	1	1%					0	0	0%
	Artistic	1	-	3	-	4										
	Inline Hockey	-	-	2	-	2										
Ski Mountaineering	-	7	-	12	-	19	19	0	0%					0	0	0%
Softball	-	6	-	1	-	7	7	0	0%					0	0	0%
Sport Climbing	Boulder	8	-	1	-	9										
	Sport Climbing	1	-	6	-	7	20	0	0%					0	0	0%
	Lead	4	-	-	-	4										
Squash	-	4	-	31	-	35	35	0	0%					0	0	0%
Sumo	-	9	-	-	-	9	9	0	0%					0	0	0%
Surfing	-	-	-	1	-	1	1	0	0%					0	0	0%
Tug of War	-	4	-	1	-	5	5	0	0%					0	0	0%
Underwater Sports	Finswimming Pool	20	-	5	-	25										
	Finswimming	7	-	14	-	21										
	Apnoea	15	-	2	-	17	72	0	0%					0	0	0%
	Underwater Sports	-	-	4	-	4										
	Finswimming Open Water	3	-	-	-	3										
	UW Rugby	-	-	2	-	2										
Waterskiing	Tricks & Jumps	5	-	1	-	6										
	Waterskiing	2	-	2	-	4	16	0	0%	1	-	-	-	1	0	0%
	Wakeboard	1	-	4	-	5										
	Slalom	1	-	-	-	1										
Wushu	Wushu	-	-	6	-	6										
	Sanda	-	-	3	-	3	10	0	0%					0	0	0%
	Taolu	-	-	1	-	1										
Totals		332	1	278	0		610	1	0.2%	10	0	6	0	16	0	0%

Table 34: GHRF(GHS/GHRP) Tests Conducted in ARISF Sport/Disciplines (Urine)

Sports	Disciplines	IC		OOC		Sub Total	Total Samples	Total AAFs	% AAF	
		Samples	AAF	Samples	AAF					
Air Sports	-	-	-	-	-	-	0	0	0%	
American Football	-	34	-	17	-	-	51	0	0%	
Automobile Sports	-	43	-	-	-	-	43	0	0%	
Bandy	-	-	-	-	-	-	0	0	0%	
Baseball	-	72	-	70	-	-	142	0	0%	
Basque Pelota	-	-	-	-	-	-	0	0	0%	
Billiards Sports	-	-	-	-	-	-	0	0	0%	
Boules Sports	Lawn Bowl	4	-	-	-	-	4	0	0%	
Bowling	Bowling	5	-	15	-	20	26	0	0%	
		Ten-Pin	6	-	-	6				
Bridge	-	-	-	-	-	-	0	0	0%	
Cricket	-	35	-	79	-	-	114	0	0%	
Chess	-	-	-	-	-	-	0	0	0%	
Cricket	-	-	-	-	-	-	0	0	0%	
DanceSport	DanceSport	3	-	3	-	6	7	0	0%	
		Latin	-	-	1	1				
Floorball	-	4	-	-	-	-	4	0	0%	
Flying Disc	-	-	-	-	-	-	0	0	0%	
Karate	-	50	-	29	-	-	79	0	0%	
Korfball	Korfball	-	-	2	-	-	2	0	0%	
Life Saving	Life Saving	7	-	2	-	9	11	0	0%	
		Pool	1	-	1	2				
Motorcycle Racing	Motocross	18	-	-	-	18	18	0	0%	
Mountaineering and Climbing	Ice Climbing	-	-	1	-	1	2	0	0%	
		Climbing	1	-	-	1				
Netball	-	-	-	25	-	-	25	0	0%	
Orienteering	Foot Orienteering	1	-	1	-	-	2	0	0%	
Polo	-	-	-	-	-	-	0	0	0%	
Powerboating	-	-	-	1	-	-	1	0	0%	
Racquetball	-	33	-	9	-	-	42	0	0%	
Roller Sports	Inline Speed Skating Sprint 1000m or less	19	-	5	-	24	46	0	0%	
		Inline Speed Skating Distance >1000m	5	-	1	6				
		Roller Sports	5	-	1	6				
		Artistic	3	-	2	5				
		Inline Hockey	1	-	4	5				
Ski Mountaineering	-	-	-	4	-	-	4	0	0%	
Softball	-	42	-	55	-	97	97	0	0%	
Sport Climbing	Sport Climbing	2	-	5	-	7	15	0	0%	
		Boulder	4	-	1	5				
		Speed	2	-	-	2				
		Lead	1	-	-	1				
Squash	-	8	-	16	-	-	24	0	0%	
Sumo	-	5	-	-	-	-	5	0	0%	
Surfing	-	-	-	1	-	-	1	0	0%	
Tug of War	-	4	-	-	-	-	4	0	0%	
Underwater Sports	Finswimming	-	-	2	-	-	8	0	0%	
		Finswimming Pool	2	-	-	2				
		UW Rugby	-	-	2	-				2
		Finswimming Open Water	1	-	-	1				
		Apnoea	-	-	1	-				1

Table 34: GHRF(GHS/GHRP) Tests Conducted in ARISF Sport/Disciplines (Urine) - continued

Sports	Disciplines	IC		OOC		Sub Total	Total Samples	Total AAFs	% AAF
		Samples	AAF	Samples	AAF				
Waterskiing	Waterskiing	7	-	15	-	22	41	0	0%
	Wakeboard	2	-	5	-	7			
	Slalom	7	-	-	-	7			
	Tricks & Jumps	5	-	-	-	5			
Wushu	Sanda	4	-	1	-	5	9	0	0%
	Wushu	-	-	4	-	4			
Totals		446	0	381	0		827	0	0%

Table 35: GHRF(GHRH) Tests Conducted in ARISF Sport/Disciplines (Urine)

Sports	Disciplines	IC		OOC		Sub Total	Total Samples	Total AAFs	% AAF
		Samples	AAF	Samples	AAF				
Air Sports	-	-	-	-	-	-	0	0	0%
American Football	-	-	-	-	-	-	0	0	0%
Automobile Sports	-	-	-	-	-	-	0	0	0%
Bandy	-	-	-	-	-	-	0	0	0%
Baseball	-	-	-	-	-	-	0	0	0%
Basque Pelota	-	-	-	-	-	-	0	0	0%
Billiards Sports	-	-	-	-	-	-	0	0	0%
Boules Sports	-	-	-	-	-	-	0	0	0%
Bowling	-	-	-	-	-	-	0	0	0%
Bridge	-	-	-	-	-	-	0	0	0%
Chess	-	-	-	-	-	-	0	0	0%
Cricket	-	-	-	-	-	-	0	0	0%
DanceSport	-	-	-	-	-	-	0	0	0%
Floorball	-	-	-	-	-	-	0	0	0%
Flying Disc	-	-	-	-	-	-	0	0	0%
Karate	-	1	-	-	-	-	1	0	0%
Korfball	-	-	-	-	-	-	0	0	0%
Life Saving	-	-	-	-	-	-	0	0	0%
Motorcycle Racing	-	-	-	-	-	-	0	0	0%
Mountaineering and Climbing	-	-	-	-	-	-	0	0	0%
Netball	-	-	-	-	-	-	0	0	0%
Orienteering	-	-	-	-	-	-	0	0	0%
Polo	-	-	-	-	-	-	0	0	0%
Powerboating	-	-	-	-	-	-	0	0	0%
Racquetball	-	-	-	-	-	-	0	0	0%
Roller Sports	-	-	-	-	-	-	0	0	0%
Ski Mountaineering	-	-	-	-	-	-	0	0	0%
Softball	-	-	-	-	-	-	0	0	0%
Sport Climbing	-	-	-	-	-	-	0	0	0%
Squash	-	-	-	-	-	-	0	0	0%
Sumo	-	1	-	-	-	-	1	0	0%
Surfing	-	-	-	-	-	-	0	0	0%
Tug of War	-	-	-	-	-	-	0	0	0%
Underwater Sports	-	-	-	-	-	-	0	0	0%
Waterskiing	-	-	-	-	-	-	0	0	0%
Wushu	-	-	-	-	-	-	0	0	0%
Totals		2	0	0	0		2	0	0%

Table 36: GnRH Tests Conducted in ARISF Sport/Disciplines (Urine)

Sports	Disciplines	IC		OOC		Sub Total	Total Samples	Total AAFs	% AAF
		Samples	AAF	Samples	AAF				
Air Sports	-	-	-	-	-	-	0	0	0%
American Football	-	4	-	-	-	-	4	0	0%
Automobile Sports	-	-	-	-	-	-	0	0	0%
Bandy	-	-	-	-	-	-	0	0	0%
Baseball	-	2	-	2	-	-	4	0	0%
Basque Pelota	-	-	-	-	-	-	0	0	0%
Billiards Sports	-	-	-	-	-	-	0	0	0%
Boules Sports	-	-	-	-	-	-	0	0	0%
Bowling	-	-	-	-	-	-	0	0	0%
Bridge	-	-	-	-	-	-	0	0	0%
Cricket	-	1	-	8	-	-	9	0	0%
Chess	-	-	-	-	-	-	0	0	0%
Cricket	-	-	-	-	-	-	0	0	0%
DanceSport	DanceSport	1	-	1	-	2	3	0	0%
	Latin	-	-	1	-	1			
Floorball	-	-	-	-	-	-	0	0	0%
Flying Disc	-	-	-	-	-	-	0	0	0%
Karate	-	1	-	6	-	-	7	0	0%
Korfball	-	-	-	-	-	-	0	0	0%
Life Saving	-	-	-	1	-	-	1	0	0%
Motorcycle Racing	-	-	-	-	-	-	0	0	0%
Mountaineering and Climbing	-	-	-	-	-	-	0	0	0%
Netball	-	-	-	-	-	-	0	0	0%
Orienteering	Foot Orienteering	-	-	1	-	-	1	0	0%
Polo	-	-	-	-	-	-	0	0	0%
Powerboating	-	-	-	-	-	-	0	0	0%
Racquetball	-	-	-	-	-	-	0	0	0%
Roller Sports	Inline Hockey	-	-	2	-	-	4	0	0%
	Artistic	-	-	2	-	-			
Ski Mountaineering	-	-	-	3	-	-	3	0	0%
Softball	-	-	-	-	-	-	0	0	-
Sport Climbing	Sport Climbing	-	-	1	-	1	2	0	0%
	Boulder	-	-	1	-	1			
Squash	-	1	-	1	-	-	2	0	0%
Sumo	-	-	-	-	-	-	0	0	0%
Surfing	-	-	-	-	-	-	0	0	0%
Tug of War	-	-	-	-	-	-	0	0	0%
Underwater Sports	UW Rugby	-	-	2	-	-	2	0	0%
Waterskiing	Wakeboard	1	-	2	-	3	4	0	0%
	Slalom	1	-	-	-	1			
Wushu	Sanda	4	-	-	-	-	5	0	0%
	Wushu	-	-	1	-	1			
Totals		16	0	35	0		51	0	0%

Table 37: Insulin Tests Conducted in ARISF Sport/Disciplines (Urine and Blood)

Sports	Urine						Blood							
	IC Samples	AAF	OOC Samples	AAF	Total Samples	Total AAFs	% AAF	IC Samples	AAF	OOC Samples	AAF	Total Samples	Total AAFs	% AAF
Air Sports	-	-	-	-	0	0	0%	-	-	-	-	0	0	0%
American Football	-	-	-	-	0	0	0%	-	-	-	-	0	0	0%
Automobile Sports	-	-	-	-	0	0	0%	-	-	-	-	0	0	0%
Bandy	-	-	-	-	0	0	0%	-	-	-	-	0	0	0%
Baseball	-	-	-	-	0	0	0%	-	-	-	-	0	0	0%
Basque Pelota	-	-	-	-	0	0	0%	-	-	-	-	0	0	0%
Billiards Sports	-	-	-	-	0	0	0%	-	-	-	-	0	0	0%
Boules Sports	-	-	-	-	0	0	0%	-	-	-	-	0	0	0%
Bowling	-	-	-	-	0	0	0%	-	-	-	-	0	0	0%
Bridge	-	-	-	-	0	0	0%	-	-	-	-	0	0	0%
Chess	-	-	-	-	0	0	0%	-	-	-	-	0	0	0%
Cricket	-	-	-	-	0	0	0%	-	-	-	-	0	0	0%
DanceSport	-	-	-	-	0	0	0%	-	-	-	-	0	0	0%
Floorball	-	-	-	-	0	0	0%	-	-	-	-	0	0	0%
Flying Disc	-	-	-	-	0	0	0%	-	-	-	-	0	0	0%
Karate	-	-	-	-	0	0	0%	-	-	-	-	0	0	0%
Korfball	-	-	-	-	0	0	0%	-	-	-	-	0	0	0%
Life Saving	-	-	-	-	0	0	0%	-	-	-	-	0	0	0%
Motorcycle Racing	-	-	-	-	0	0	0%	-	-	-	-	0	0	0%
Mountaineering and Climbing	-	-	-	-	0	0	0%	-	-	-	-	0	0	0%
Netball	-	-	-	-	0	0	0%	-	-	-	-	0	0	0%
Orienteering	-	-	-	-	0	0	0%	-	-	-	-	0	0	0%
Polo	-	-	-	-	0	0	0%	-	-	-	-	0	0	0%
Powerboating	-	-	-	-	0	0	0%	-	-	-	-	0	0	0%
Racquetball	-	-	-	-	0	0	0%	-	-	-	-	0	0	0%
Roller Sports	-	-	-	-	0	0	0%	-	-	-	-	0	0	0%
Ski Mountaineering	-	-	-	-	0	0	0%	-	-	-	-	0	0	0%
Softball	-	-	-	-	0	0	0%	-	-	-	-	0	0	0%
Sport Climbing	-	-	2	-	2	0	0%	-	-	3	-	3	0	0%
Squash	1	-	-	-	1	0	0%	-	-	-	-	0	0	0%
Sumo	-	-	-	-	0	0	0%	-	-	-	-	0	0	0%
Surfing	-	-	-	-	0	0	0%	-	-	-	-	0	0	0%
Tug of War	-	-	-	-	0	0	0%	-	-	-	-	0	0	0%
Underwater Sports	-	-	-	-	0	0	0%	-	-	-	-	0	0	0%
Waterskiing	-	-	-	-	0	0	0%	-	-	-	-	0	0	0%
Wushu	-	-	-	-	0	0	0%	-	-	-	-	0	0	0%
	1	0	2	0	3	0	0%	0	0	3	0	3	0	0%

Table 38: IGF-I Tests Conducted in ARISF Sport/Disciplines (Urine and Blood)

Sports	Urine						Blood							
	IC Samples	AAF	OOC Samples	AAF	Total Samples	Total AAFs	% AAF	IC Samples	AAF	OOC Samples	AAF	Total Samples	Total AAFs	% AAF
Air Sports	-	-	-	-	0	0	0%	-	-	-	-	0	0	0%
American Football	-	-	-	-	0	0	0%	-	-	-	-	0	0	0%
Automobile Sports	-	-	-	-	0	0	0%	-	-	-	-	0	0	0%
Bandy	-	-	-	-	0	0	0%	-	-	-	-	0	0	0%
Baseball	-	-	-	-	0	0	0%	-	-	-	-	0	0	0%
Basque Pelota	-	-	-	-	0	0	0%	-	-	-	-	0	0	0%
Billiards Sports	-	-	-	-	0	0	0%	-	-	-	-	0	0	0%
Boules Sports	-	-	-	-	0	0	0%	-	-	-	-	0	0	0%
Bowling	-	-	-	-	0	0	0%	-	-	-	-	0	0	0%
Bridge	-	-	-	-	0	0	0%	-	-	-	-	0	0	0%
Chess	-	-	-	-	0	0	0%	-	-	-	-	0	0	0%
Cricket	-	-	-	-	0	0	0%	-	-	-	-	0	0	0%
DanceSport	-	-	-	-	0	0	0%	-	-	-	-	0	0	0%
Floorball	-	-	-	-	0	0	0%	-	-	-	-	0	0	0%
Flying Disc	-	-	-	-	0	0	0%	-	-	-	-	0	0	0%
Karate	-	-	-	-	0	0	0%	-	-	-	-	0	0	0%
Korfball	-	-	-	-	0	0	0%	-	-	-	-	0	0	0%
Life Saving	-	-	-	-	0	0	0%	-	-	-	-	0	0	0%
Motorcycle Racing	-	-	-	-	0	0	0%	-	-	-	-	0	0	0%
Mountaineering and Climbing	-	-	-	-	0	0	0%	-	-	-	-	0	0	0%
Netball	-	-	-	-	0	0	0%	-	-	-	-	0	0	0%
Orienteering	-	-	-	-	0	0	0%	-	-	-	-	0	0	0%
Polo	-	-	-	-	0	0	0%	-	-	-	-	0	0	0%
Powerboating	-	-	-	-	0	0	0%	-	-	-	-	0	0	0%
Racquetball	-	-	-	-	0	0	0%	-	-	-	-	0	0	0%
Roller Sports	-	-	-	-	0	0	0%	-	-	-	-	0	0	0%
Ski Mountaineering	-	-	-	-	0	0	0%	-	-	-	-	0	0	0%
Softball	-	-	-	-	0	0	0%	-	-	-	-	0	0	0%
Sport Climbing	-	-	-	-	0	0	0%	-	-	-	-	0	0	0%
Squash	1	-	-	-	1	0	0%	-	-	-	-	0	0	0%
Sumo	-	-	-	-	0	0	0%	-	-	-	-	0	0	0%
Surfing	-	-	-	-	0	0	0%	-	-	-	-	0	0	0%
Tug of War	-	-	-	-	0	0	0%	-	-	-	-	0	0	0%
Underwater Sports	-	-	-	-	0	0	0%	-	-	-	-	0	0	0%
Waterskiing	-	-	-	-	0	0	0%	-	-	-	-	0	0	0%
Wushu	-	-	-	-	0	0	0%	-	-	-	-	0	0	0%
	1	0	0	0	1	0	0%	0	0	0	0	0	0	0%

Table 39: hGH Isoforms Tests Conducted in ARISF Sport/Disciplines (Blood)

Sports	Disciplines	IC		OOC		Sub Total	Total Samples	Total AAFs	% AAF
		Samples	AAF	Samples	AAF				
Air Sports	-	-	-	-	-	-	0	0	0%
American Football	-	4	-	11	-	-	15	0	0%
Automobile Sports	-	-	-	6	-	-	6	0	0%
Bandy	-	2	-	3	-	-	5	0	0%
Baseball	-	59	-	24	-	-	83	0	0%
Basque Pelota	-	-	-	-	-	-	0	0	0%
Billiards	-	-	-	-	-	-	0	0	0%
Boules Sports	-	-	-	-	-	-	0	0	0%
Bowling	-	-	-	-	-	-	0	0	0%
Bridge	-	-	-	-	-	-	0	0	0%
Chess	-	-	-	-	-	-	0	0	0%
Cricket	-	-	-	9	-	-	9	0	0%
DanceSport	-	-	-	-	-	-	0	0	0%
Floorball	-	4	-	7	-	-	11	0	0%
Flying Disc	-	-	-	-	-	-	0	0	0%
Karate	-	7	-	8	-	-	15	0	0%
Korfball	-	-	-	2	-	-	2	0	0%
Lifesaving	-	-	-	11	-	-	11	0	0%
Motorcycle Racing	Motocross	3	-	15	-	18	23	0	0%
	Road Racing	-	-	5	-	5			
Mountaineering and Climbing	-	-	-	1	-	1	1	0	0%
Netball	-	-	-	2	-	-	2	0	0%
Orienteering	-	-	-	1	-	-	1	0	0%
Polo	-	6	-	-	-	-	6	0	0%
Powerboating	-	-	-	-	-	-	0	0	0%
Racquetball	-	-	-	-	-	-	0	0	0%
Roller Sports	Inline Speed Skating Sprint 1000m or less	2	-	2	-	4	10	0	0%
	Inline Speed Skating Distance >1000m	4	-	-	-	4			
	Artistic	2	-	-	-	2			
Ski Mountaineering	-	-	-	3	-	-	3	0	0%
Softball	-	-	-	1	-	-	1	0	0%
Sport Climbing	Lead	2	-	-	-	-	2	0	0%
Squash	-	-	-	3	-	-	3	0	0%
Sumo	-	-	-	-	-	-	0	0	0%
Surfing	-	-	-	1	-	-	1	0	0%
Tug of War	-	-	-	-	-	-	0	0	0%
Underwater Sports	Underwater Sports	-	-	3	-	3	6	0	0%
	UW Rugby	-	-	2	-	2			
	Finswimming Pool	-	-	1	-	1			
Waterskiing	Waterskiing	1	-	-	-	1	2	0	0%
	Slalom	1	-	-	-	1			
Wushu	-	-	-	1	-	1	1	0	0%
Totals		97	0	122	0		219	0	0%

Table 40: hGH Biomarkers Tests Conducted in ARISF Sport/Disciplines (Blood)

Sports	Disciplines	IC		OOC		Sub Total	Total Samples	Total AAFs	% AAF
		Samples	AAF	Samples	AAF				
Air Sports	-	-	-	-	-	-	0	0	0%
American Football	-	-	-	4	-	-	4	0	0%
Automobile Sports	-	-	-	-	-	-	0	0	0%
Bandy	-	-	-	-	-	-	0	0	0%
Baseball	-	2	-	3	-	-	5	0	0%
Basque Pelota	-	-	-	-	-	-	0	0	0%
Billiards Sports	-	-	-	-	-	-	0	0	0%
Boules Sports	-	-	-	-	-	-	0	0	0%
Bowling	-	-	-	-	-	-	0	0	0%
Bridge	-	-	-	-	-	-	0	0	0%
Chess	-	-	-	-	-	-	0	0	0%
Cricket	-	-	-	-	-	-	0	0	0%
DanceSport	-	-	-	-	-	-	0	0	0%
Floorball	-	-	-	-	-	-	0	0	0%
Flying Disc	-	-	-	-	-	-	0	0	0%
Karate	-	2	-	-	-	-	2	0	0%
Korfball	-	-	-	-	-	-	0	0	0%
Life Saving	-	-	-	-	-	-	0	0	0%
Motorcycle Racing	Motocross	-	-	5	-	5	5	0	0%
Mountaineering and Climbing	-	-	-	-	-	-	0	0	0%
Netball	-	-	-	-	-	-	0	0	0%
Orienteering	-	-	-	9	-	-	9	0	0%
Polo	-	-	-	-	-	-	0	0	0%
Powerboating	-	-	-	-	-	-	0	0	0%
Racquetball	-	-	-	-	-	-	0	0	0%
Roller Sports	-	-	-	-	-	-	0	0	0%
Ski Mountaineering	-	-	-	-	-	-	0	0	0%
Softball	-	-	-	-	-	-	0	0	0%
Sport Climbing	-	-	-	-	-	-	0	0	0%
Squash	-	-	-	3	-	-	3	0	0%
Sumo	-	-	-	-	-	-	0	0	0%
Surfing	-	-	-	-	-	-	0	0	0%
Tug of War	-	-	-	-	-	-	0	0	0%
Underwater Sports	-	-	-	-	-	-	0	0	0%
Waterskiing	-	-	-	-	-	-	0	0	0%
Wushu	-	-	-	-	-	-	0	0	0%
Totals		4	0	24	0		28	0	0%

Table 41: HBOC and HBT (Transfusion) Tests Conducted in ARISF Sport/Disciplines

Sports	Disciplines	Blood									
		IC		HBOCs		Total			HBT (Transfusion)		
		Samples	AAF	OOB	AAF	Samples	Total AAFs	% AAF	Total Samples	Total AAFs	% AAF
Air Sports	-	-	-	-	-	0	0	0%	0	0	0%
American Football	-	-	-	-	-	0	0	0%	0	0	0%
Automobile Sports	-	-	-	-	-	0	0	0%	0	0	0%
Bandy	-	-	-	-	-	0	0	0%	0	0	0%
Baseball	-	12	-	20	-	32	0	0%	0	0	0%
Basque Pelota	-	-	-	-	-	0	0	0%	0	0	0%
Billiards Sports	-	-	-	-	-	0	0	0%	0	0	0%
Boules Sports	-	-	-	-	-	0	0	0%	0	0	0%
Bowling	-	-	-	-	-	0	0	0%	0	0	0%
Bridge	-	-	-	-	-	0	0	0%	0	0	0%
Chess	-	-	-	-	-	0	0	0%	0	0	0%
Cricket	-	-	-	9	-	9	0	0%	0	0	0%
DanceSport	-	-	-	-	-	0	0	0%	0	0	0%
Floorball	-	-	-	-	-	0	0	0%	0	0	0%
Flying Disc	-	-	-	-	-	0	0	0%	0	0	0%
Karate	-	-	-	2	-	2	0	0%	0	0	0%
Korfball	-	-	-	-	-	0	0	0%	0	0	0%
Life Saving	-	-	-	11	-	11	0	0%	0	0	0%
Motorcycle Racing	-	-	-	-	-	0	0	0%	0	0	0%
Mountaineering and Climbing	-	-	-	-	-	0	0	0%	0	0	0%
Netball	-	-	-	2	-	2	0	0%	0	0	0%
Orienteering	Foot Orienteering	-	-	5	-	5	0	0%	0	0	0%
Polo	-	-	-	-	-	0	0	0%	0	0	0%
Powerboating	-	-	-	-	-	0	0	0%	0	0	0%
Racquetball	-	-	-	-	-	0	0	0%	0	0	0%
Roller Sports	-	-	-	-	-	0	0	0%	0	0	0%
Ski Mountaineering	-	-	-	4	-	4	0	0%	0	0	0%
Softball	-	-	-	-	-	0	0	0%	0	0	0%
Sport Climbing	-	-	-	-	-	0	0	0%	0	0	0%
Squash	-	-	-	-	-	0	0	0%	0	0	0%
Sumo	-	-	-	-	-	0	0	0%	0	0	0%
Surfing	-	-	-	-	-	0	0	0%	0	0	0%
Tug of War	-	-	-	-	-	0	0	0%	0	0	0%
Underwater Sports	-	-	-	-	-	0	0	0%	0	0	0%
Waterskiing	-	-	-	-	-	0	0	0%	0	0	0%
Wushu	-	-	-	-	-	0	0	0%	0	0	0%
Totals		12	0	53	0	65	0	0%	0	0	0%

Table 42: GC/C/IRMS Tests Conducted in AIMS Sport/Disciplines

Sports	Disciplines	Urine				Sub Total	Total Samples	Total AAFs	% AAF
		IC Samples	AAF	OOB Samples	AAF				
Aikido	-	-	-	-	-	0	0	0%	
Angling	-	-	-	-	-	0	0	0%	
Bodybuilding	Bodybuilding	32	3	21	10	53	72	16	11%
	Fitness	10	1	9	2	19			
Casting	Fresh Water Sport	1	-	-	-	-	1	0	0%
Cheer	-	1	-	2	1	-	3	1	33%
Darts	-	3	-	-	-	-	3	0	0%
Dragon Boat	-	-	-	-	-	-	0	0	0%
Draughts	-	1	-	1	-	-	2	0	0%
Fistball	-	2	-	-	-	-	2	0	0%
Go	-	-	-	-	-	-	0	0	0%
Icestocksport	-	-	-	-	-	-	0	0	0%
Ju-Jitsu	-	3	-	-	-	-	3	0	0%
Kendo	-	-	-	-	-	-	0	0	0%
Kickboxing	Kickboxing	10	2	6	-	16	19	2	11%
	Full Contact	1	-	-	-	1			
	Point Fighting	-	-	1	-	1			
	Low Kick	-	-	1	-	1			
Lacrosse	-	2	-	-	-	-	2	0	0%
Minigolf	-	-	-	-	-	-	0	0	0%
Muaythai	-	4	-	1	-	-	5	0	0%
Powerlifting	Powerlifting	42	8	40	2	82	91	10	11%
	Bench Press	6	-	1	-	7			
	Force Athletique	2	-	-	-	2			
Sambo	-	1	-	3	-	-	4	0	0%
Savate	-	2	1	1	-	-	3	1	33%
Sepaktakraw	-	-	-	-	-	-	0	0	0%
Sleddog	-	-	-	-	-	-	0	0	0%
Soft Tennis	-	1	-	-	-	-	1	0	0%
Totals		124	15	87	15		211	30	14.2%

Table 43: ESA Tests Conducted in AIMS Sport/Disciplines (Urine and Blood)

Sports	Disciplines	Urine							Blood							
		IC Samples	AAF	OOC Samples	AAF	Sub Total	Total Samples	Total AAFs	% AAF	IC Samples	AAF	OOC Samples	AAF	Total Samples	Total AAFs	% AAF
Aikido	-	-	-	2	-	-	2	0	0%	-	-	-	-	0	0	0%
Angling	-	-	-	-	-	-	0	0	0%	-	-	-	-	0	0	0%
Bodybuilding	Bodybuilding	8	-	7	-	15	23	0	0%	-	-	-	-	0	0	0%
	Fitness	5	-	3	-	8										
Casting	-	-	-	-	-	-	0	0	0%	-	-	-	-	0	0	0%
Cheer	-	1	-	-	-	-	1	0	0%	-	-	-	-	0	0	0%
Darts	-	-	-	1	-	-	1	0	0%	-	-	-	-	0	0	0%
Dragon Boat	-	1	-	2	-	-	3	0	0%	-	-	-	-	0	0	0%
Draughts	-	-	-	-	-	-	0	0	0%	-	-	-	-	0	0	0%
Fistball	-	-	-	-	-	-	0	0	0%	-	-	-	-	0	0	0%
Go	-	-	-	-	-	-	0	0	0%	-	-	-	-	0	0	0%
Icestocksport	-	-	-	-	-	-	0	0	0%	-	-	-	-	0	0	0%
Ju-Jitsu	-	8	-	8	-	-	16	0	0%	-	-	-	-	0	0	0%
Kendo	-	1	-	-	-	-	1	0	0%	-	-	-	-	0	0	0%
Kickboxing	Kickboxing	15	-	14	-	29	31	0	0%	11	-	-	-	11	0	0%
	Full Contact	2	-	-	-	2										
Lacrosse	-	-	-	1	-	-	1	0	0%	-	-	-	-	0	0	0%
Minigolf	-	-	-	-	-	-	0	0	0%	-	-	-	-	0	0	0%
Muaythai	-	2	-	-	-	-	2	0	0%	-	-	-	-	0	0	0%
Powerlifting	Powerlifting	43	-	54	-	97	98	0	0%	-	-	-	-	11	0	0%
	Force Athletique	-	-	-	-	-										
	Bench Press	-	-	1	-	1										
Sambo	-	12	-	19	-	-	31	0	0%	-	-	-	-	0	0	0%
Savate	-	2	-	1	-	-	3	0	0%	-	-	-	-	0	0	0%
Sepaktakraw	-	-	-	-	-	-	0	0	0%	-	-	-	-	0	0	0%
Sleddog	-	-	-	-	-	-	0	0	0%	-	-	-	-	0	0	0%
Soft Tennis	-	-	-	-	-	-	0	0	0%	-	-	-	-	0	0	0%
Totals		100	0	113	0		213	0	0%	22	0	0	0	22	0	0%

Table 44: GHRF(GHS/GHRP) and GHRF(GHRH) Tests Conducted in AIMS Sport/Disciplines (Urine)

Sports	Disciplines	GHRF(GHS/GHRP)								GHRF(GHRH)		
		IC		OOC		Sub	Total	Total	%	Total	Total	%
		Samples	AAFs	Samples	AAFs	Total	Samples	AAFs	AAF	Samples	AAFs	AAF
Aikido	-	-	-	-	-	-	0	0	0%	0	0	0%
Angling	-	-	-	-	-	-	0	0	0%	0	0	0%
Bodybuilding	Bodybuilding	52	-	14	1	66	83	1	1%	0	0	0%
	Fitness	15	-	2	-	17						
Casting	-	-	-	-	-	-	0	0	0%	0	0	0%
Cheer	-	1	-	-	-	-	1	0	0%	0	0	0%
Darts	-	-	-	-	-	-	0	0	0%	0	0	0%
Dragon Boat	-	7	-	1	-	-	8	0	0%	0	0	0%
Draughts	-	-	-	-	-	-	0	0	0%	0	0	0%
Fistball	-	-	-	-	-	-	0	0	0%	0	0	0%
Go	-	-	-	-	-	-	0	0	0%	0	0	0%
Icestocksport	Icestock Distance	-	-	1	-	-	1	0	0%	0	0	0%
Ju-Jitsu	-	5	-	5	-	-	10	0	0%	0	0	0%
Kendo	-	-	-	-	-	-	0	0	0%	0	0	0%
Kickboxing	-	14	-	5	-	-	19	0	0%	0	0	0%
Lacrosse	-	3	-	9	-	-	12	0	0%	0	0	0%
Minigolf	-	-	-	-	-	-	0	0	0%	0	0	0%
Muaythai	-	1	-	-	-	-	1	0	0%	0	0	0%
Powerlifting	Powerlifting	170	1	56	-	226	237	1	0%	0	0	0%
	Bench Press	10	-	1	-	11						
Sambo	-	-	-	10	-	-	10	0	0%	0	0	0%
Savate	-	2	-	1	-	-	3	0	0%	0	0	0%
Sepaktakraw	-	-	-	-	-	-	0	0	0%	0	0	0%
Sleddog	-	6	-	-	-	-	6	0	0%	0	0	0%
Soft Tennis	-	-	-	-	-	-	0	0	0%	0	0	0%
Totals		286	1	105	1		391	2	1%	0	0	0%

Table 45: GnRH Tests Conducted in AIMS Sport/Disciplines (Urine)

Sports	Disciplines	IC		OOC		Sub	Total	Total	%
		Samples	AAFs	Samples	AAFs	Total	Samples	AAFs	AAF
Aikido	-	-	-	-	-	-	0	0	0%
Angling	-	-	-	-	-	-	0	0	0%
Bodybuilding	-	6	-	-	-	-	6	0	0%
Casting	-	-	-	-	-	-	0	0	0%
Cheer	-	1	-	-	-	-	1	0	0%
Darts	-	-	-	-	-	-	0	0	0%
Dragon Boat	-	-	-	1	-	-	1	0	0%
Draughts	-	-	-	-	-	-	0	0	0%
Fistball	-	-	-	-	-	-	0	0	0%
Go	-	-	-	-	-	-	0	0	0%
Icestocksport	-	-	-	-	-	-	0	0	0%
Ju-Jitsu	-	3	-	1	-	-	4	0	0%
Kendo	-	-	-	-	-	-	0	0	0%
Kickboxing	-	13	-	-	-	-	13	0	0%
Lacrosse	-	-	-	-	-	-	0	0	0%
Minigolf	-	-	-	-	-	-	0	0	0%
Muaythai	-	1	-	-	-	-	1	0	0%
Powerlifting	Powerlifting	15	-	11	-	26	27	0	0%
	Bench Press	-	-	1	-	1			
Sambo	-	-	-	-	-	-	0	0	0%
Savate	-	2	-	1	-	-	3	0	0%
Sepaktakraw	-	-	-	-	-	-	0	0	0%
Sleddog	-	-	-	-	-	-	0	0	0%
Soft Tennis	-	-	-	-	-	-	0	0	0%
Totals		41	0	15	0		56	0	0%

Table 46: Insulin and IGF-I Tests* Conducted in AIMS Sport/Disciplines (Urine)

Sports	Disciplines	Insulin								IGF-1							
		IC Samples	AAF	OOO Samples	AAF	Sub Total	Total Samples	Total AAFs	% AAF	IC Samples	AAF	OOO Samples	AAF	Sub Total	Total Samples	Total AAFs	% AAF
Aikido	-	-	-	-	-	-	0	0	0%	-	-	-	-	-	0	0	0%
Angling	-	-	-	-	-	-	0	0	0%	-	-	-	-	-	0	0	0%
Bodybuilding	-	-	-	-	-	-	0	0	0%	-	-	-	-	-	0	0	0%
Casting	-	-	-	-	-	-	0	0	0%	-	-	-	-	-	0	0	0%
Cheer	-	-	-	-	-	-	0	0	0%	-	-	-	-	-	0	0	0%
Darts	-	1	-	-	-	-	1	0	0%	-	-	-	-	-	0	0	0%
Dragon Boat	-	-	-	-	-	-	0	0	0%	-	-	-	-	-	0	0	0%
Draughts	-	-	-	-	-	-	0	0	0%	-	-	-	-	-	0	0	0%
Fistball	-	-	-	-	-	-	0	0	0%	-	-	-	-	-	0	0	0%
Go	-	-	-	-	-	-	0	0	0%	-	-	-	-	-	0	0	0%
Icestocksport	-	-	-	-	-	-	0	0	0%	-	-	-	-	-	0	0	0%
Ju-Jitsu	-	-	-	-	-	-	0	0	0%	-	-	-	-	-	0	0	0%
Kendo	-	-	-	-	-	-	0	0	0%	-	-	-	-	-	0	0	0%
Kickboxing	-	-	-	-	-	-	0	0	0%	-	-	-	-	-	0	0	0%
Lacrosse	-	-	-	-	-	-	0	0	0%	-	-	-	-	-	0	0	0%
Minigolf	-	-	-	-	-	-	0	0	0%	-	-	-	-	-	0	0	0%
Muaythai	-	-	-	-	-	-	0	0	0%	-	-	-	-	-	0	0	0%
Powerlifting	Powerlifting	5	-	7	-	12	13	0	0%	5	-	4	-	9	10	0	0%
	Bench Press	-	-	1	-	1				-	1	-	1				
Sambo	-	-	-	-	-	-	0	0	0%	-	-	-	-	-	0	0	0%
Savate	-	-	-	-	-	-	0	0	0%	-	-	-	-	-	0	0	0%
Sepaktakraw	-	-	-	-	-	-	0	0	0%	-	-	-	-	-	0	0	0%
Sleddog	-	-	-	-	-	-	0	0	0%	-	-	-	-	-	0	0	0%
Soft Tennis	-	-	-	-	-	-	0	0	0%	-	-	-	-	-	0	0	0%
Totals		6	0	8	0		14	0	0%	5	0	5	0		10	0	0%

* No IGF-I and no Insulin Tests in Blood for AIMS Sports were recorded in ADAMS

Table 47: hGH Isoforms Tests Conducted in AIMS Sport/Disciplines (Blood)

Sports	Disciplines	IC		OOC		Sub Total	Total Samples	Total AAFs	% AAF
		Samples	AAF	Samples	AAF				
Aikido	-	-	-	1	-	-	1	0	0%
Angling	-	-	-	-	-	-	0	0	0%
Bodybuilding	Bodybuilding	30	1	3	-	33	50	1	2%
	Fitness	3	-	14	-	17			
Casting	-	-	-	-	-	-	0	0	0%
Cheer	-	-	-	2	-	-	2	0	0%
Darts	-	-	-	1	-	-	1	0	0%
Dragon Boat	-	-	-	-	-	-	0	0	0%
Draughts	-	-	-	-	-	-	0	0	0%
Fistball	-	-	-	1	-	-	1	0	0%
Go	-	-	-	-	-	-	0	0	0%
Icestocksport	-	-	-	-	-	-	0	0	0%
Ju-Jitsu	-	-	-	-	-	-	0	0	0%
Kendo	-	-	-	-	-	-	0	0	0%
Kickboxing	-	8	-	7	-	-	15	0	0%
Lacrosse	-	-	-	-	-	-	0	0	0%
Minigolf	-	-	-	-	-	-	0	0	0%
Muaythai	-	6	-	-	-	-	6	0	0%
Powerlifting	Powerlifting	31	-	128	-	159	180	0	0%
	Force Athletique	14	-	2	-	16			
	Bench Press	4	-	1	-	5			
Sambo	-	12	-	15	-	-	27	0	0%
Savate	-	-	-	-	-	-	0	0	0%
Sepaktakraw	-	-	-	-	-	-	0	0	0%
Sleddog	-	-	-	-	-	-	0	0	0%
Soft Tennis	-	-	-	-	-	-	0	0	0%
Totals		108	1	175	0		283	1	0.4%

Table 48: hGH Biomarkers Tests Conducted in AIMS Sport/Disciplines (Blood)

Sports	Disciplines	IC		OOC		Sub Total	Total Samples	Total AAFs	% AAF
		Samples	AAF	Samples	AAF				
Aikido	-	-	-	-	-	-	0	0	0%
Angling	-	-	-	-	-	-	0	0	0%
Bodybuilding	-	-	-	1	-	-	1	0	0%
Casting	-	-	-	-	-	-	0	0	0%
Cheer	-	-	-	-	-	-	0	0	0%
Darts	-	-	-	-	-	-	0	0	0%
Dragon Boat	-	-	-	-	-	-	0	0	0%
Draughts	-	-	-	-	-	-	0	0	0%
Fistball	-	-	-	-	-	-	0	0	0%
Go	-	-	-	-	-	-	0	0	0%
Icestocksport	-	-	-	-	-	-	0	0	0%
Ju-Jitsu	-	-	-	-	-	-	0	0	0%
Kendo	-	-	-	-	-	-	0	0	0%
Kickboxing	Full Contact	-	-	3	-	-	3	0	0%
Lacrosse	-	-	-	-	-	-	0	0	0%
Minigolf	-	-	-	-	-	-	0	0	0%
Muaythai	-	-	-	-	-	-	0	0	0%
Powerlifting	-	-	-	43	-	-	43	0	0%
Sambo	-	-	-	-	-	-	0	0	0%
Savate	-	-	-	-	-	-	0	0	0%
Sepaktakraw	-	-	-	-	-	-	0	0	0%
Sleddog	-	-	-	-	-	-	0	0	0%
Soft Tennis	-	-	-	-	-	-	0	0	0%
Totals		0	0	47	0		47	0	0%

Table 49: HBOC and HBT (Transfusion) Tests Conducted in AIMS Sport/Disciplines (Blood)

Sports	Disciplines	HBOC								HBT		
		IC Samples	AAF	OOC Samples	AAF	Sub Total	Total Samples	Total AAFs	% AAF	Total Samples	Total AAFs	% AAF
Aikido	-	-	-	-	-	-	0	0	0%	0	0	0%
Angling	-	-	-	-	-	-	0	0	0%	0	0	0%
Bodybuilding	-	-	-	1	-	-	1	0	0%	0	0	0%
Casting	-	-	-	-	-	-	0	0	0%	0	0	0%
Cheer	-	-	-	-	-	-	0	0	0%	0	0	0%
Darts	-	-	-	-	-	-	0	0	0%	0	0	0%
Dragon Boat	-	-	-	-	-	-	0	0	0%	0	0	0%
Draughts	-	-	-	-	-	-	0	0	0%	0	0	0%
Fistball	-	-	-	-	-	-	0	0	0%	0	0	0%
Go	-	-	-	-	-	-	0	0	0%	0	0	0%
Icestocksport	-	-	-	-	-	-	0	0	0%	0	0	0%
Ju-Jitsu	-	-	-	-	-	-	0	0	0%	0	0	0%
Kendo	-	-	-	-	-	-	0	0	0%	0	0	0%
Kickboxing	-	-	-	2	-	-	2	0	0%	0	0	0%
Lacrosse	-	-	-	-	-	-	0	0	0%	0	0	0%
Minigolf	-	-	-	-	-	-	0	0	0%	0	0	0%
Muaythai	-	-	-	-	-	-	0	0	0%	0	0	0%
Powerlifting	Powerlifting	12	-	-	-	-	12	0	0%	0	0	0%
Sambo	-	-	-	-	-	-	0	0	0%	0	0	0%
Savate	-	-	-	-	-	-	0	0	0%	0	0	0%
Sepaktakraw	-	-	-	-	-	-	0	0	0%	0	0	0%
Sleddog	-	-	-	-	-	-	0	0	0%	0	0	0%
Soft Tennis	-	-	-	-	-	-	0	0	0%	0	0	0%
Totals		12	0	3	0		15	0	0%	0	0	0%

Table 50: GC/C/IRMS Tests Conducted in IPC Sport/Disciplines

Sports	Disciplines	Urine				Sub Total	Total Samples	Total AAFs	% AAF
		IC Samples	AAF	OOB Samples	AAF				
Aquatics	IPC Swimming	2	-	2	-	4	8	0	0%
	IPC Swimming Middle Distance 200-400m	1	-	2	-	3			
	IPC Swimming Sprint 100m or less	-	-	1	-	1			
Athletics	IPC Sprint 400m or less	7	-	10	2	17	46	2	4%
	IPC Athletics	10	-	5	-	15			
	IPC Long Distance 3000m+	3	-	3	-	6			
	IPC Throws	2	-	1	-	3			
	IPC Middle Distance 800-1500m	1	-	2	-	3			
	IPC Jumps	2	-	-	-	2			
DanceSport	-	-	-	-	-	0	0	0%	
Ice Sledge Hockey	IPC Ice Sledge Hockey	1	-	7	-	-	8	0	0%
Powerlifting	IPC Powerlifting	7	-	10	-	-	17	0	0%
Shooting	-	-	-	-	-	-	0	0	0%
Skiing	IPC Biathlon (R)	-	-	3	-	3	8	0	0%
	IPC Cross-Country	1	-	2	-	3			
	IPC Alpine	1	-	1	-	2			
Totals		38	0	49	2		87	2	2%

Table 51: ESA Tests Conducted in IPC Sport/Disciplines

Sports	Disciplines	Urine				Sub Total	Total Samples	Total AAFs	% AAF	Blood				Sub Total	Total Samples	Total AAFs	% AAF
		IC Samples	AAF	OOB Samples	AAF					IC Samples	AAF	OOB Samples	AAF				
Aquatics	IPC Swimming	37	-	53	-	90	129	0	0%	-	-	-	-	-	0	0	0%
	IPC Swimming Middle Distance 200-400m	3	-	17	-	20											
	IPC Swimming Sprint 100m or less	2	-	16	-	18											
	IPC Swimming Long Distance 800m+	-	-	1	-	1											
Athletics	IPC Athletics	24	-	77	-	101	296	0	0%	-	-	11	-	11	16	0	0%
	IPC Sprint 400m or less	17	-	47	-	64											
	IPC Long Distance 3000m+	28	-	30	-	58											
	IPC Middle Distance 800-1500m	22	-	21	-	43											
	IPC Throws	5	-	13	-	18											
	IPC Jumps	4	-	5	-	9											
	IPC Combined Events	-	-	1	-	1											
DanceSport	-	-	-	-	-	0	0	0%	-	-	-	-	-	0	0	0%	
Ice Sledge Hockey	IPC Ice Sledge Hockey	2	-	1	-	-	3	0	0%	-	-	-	-	-	0	0	0%
Powerlifting	IPC Powerlifting	21	-	14	-	-	35	0	0%	4	-	1	-	-	5	0	0%
Shooting	-	-	-	-	-	-	0	0	0%	-	-	-	-	-	0	0	0%
Skiing	IPC Cross-Country	21	-	24	-	45	88	0	0%	-	-	2	-	2	4	0	0%
	IPC Biathlon (R)	8	-	20	-	28											
	IPC Alpine	7	-	2	-	9											
	IPC Cross-Country Middle/Long Distance	1	-	2	-	3											
	Para-Snowboard	2	-	1	-	3											
Totals		206	0	345	0	551	0	0%	4	0	21	0	25	0	0%		

Table 52: GHRF(GHS/GHRP) and GHRF(GHRH) Tests Conducted in IPC Sports/Disciplines

Sports	Disciplines	GHRF(GHS/GRHP)						GHRF(GHRH)									
		IC		OOC		Sub	Total	Total	%	IC		OOC		Sub	Total	Total	%
		Samples	AAF	Samples	AAF	Total	Samples	AAFs	AAF	Samples	AAF	Samples	AAF	Total	Samples	AAFs	AAF
Aquatics	IPC Swimming	51	-	19	-	70				-	-	-	-	-			
	IPC Swimming Middle Distance 200-400m	5	-	15	-	20	108	0	0%	-	-	-	-	-	0	0	0%
	IPC Swimming Sprint 100m or less	5	-	13	-	18				-	-	-	-	-			
Athletics	IPC Athletics	18	-	57	-	75				-	-	-	-	-			
	IPC Sprint 400m or less	25	-	40	-	65				-	-	-	-	-			
	IPC Throws	15	-	35	-	50				-	-	-	-	-			
	IPC Long Distance 3000m+	17	-	29	-	46	263	0	0%	-	-	-	-	-	0	0	0%
	IPC Middle Distance 800-1500m	9	-	7	-	16				-	-	-	-	-			
	IPC Jumps	4	-	4	-	8				-	-	-	-	-			
	IPC Combined Events	-	-	3	-	3				-	-	-	-	-			
Ice Sledge Hockey	IPC Ice Sledge Hockey	2	-	26	-	-	28	0	0%	-	-	-	-	-	0	0	0%
Powerlifting	IPC Powerlifting	40	-	60	-	-	100	0	0%	-	-	-	-	-	0	0	0%
Shooting	IPC Shooting	-	-	2	-	-	2	0	0%	-	-	-	-	-	0	0	0%
Skiing	IPC Alpine	23	-	25	-	-				-	-	-	-	-			
	IPC Cross-Country	-	-	7	-	-				-	-	-	-	-			
	IPC Cross-Country Middle/Long Distance	-	-	4	-	-	66	0	0%	-	-	-	-	-	0	0	0%
	Para-Snowboard	1	-	2	-	-				-	-	-	-	-			
	IPC Biathlon (R)	3	-	-	-	-				-	-	-	-	-			
	IPC Cross-Country Sprint/Short Distance	-	-	1	-	-				-	-	-	-	-			
	Totals	218	0	349	0		567	0	0%	0	0	0	0		0	0	0%

Table 53: GnRH Tests Conducted in IPC Sports/Disciplines

Sports	Disciplines	IC		OOC		Sub Total	Total Samples	Total AAFs	% AAF
		Samples	AAF	Samples	AAF				
Aquatics	IPC Swimming	13	-	-	-	13	14	0	0%
	IPC Swimming Middle Distance 200-400m	-	-	1	-	1			
Athletics	IPC Athletics	5	-	7	-	12	19	0	0%
	IPC Long Distance 3000m+	3	-	-	-	3			
	IPC Throws	-	-	3	-	3			
	IPC Sprint 400m or less	-	-	1	-	1			
Ice Sledge Hockey	IPC Ice Sledge Hockey	-	-	-	-	-	0	0	0%
Powerlifting	IPC Powerlifting	-	-	18	-	-	18	0	0%
Shooting	IPC Shooting	-	-	-	-	-	0	0	0%
Skiing	IPC Biathlon (R)	1	-	-	-	-	2	0	0%
	IPC Cross-Country	-	-	1	-	-			
Totals		22	0	31	0		53	0	0%

Table 54: Insulin and IGF-I Tests* Conducted in IPC Sports/Disciplines (Urine)

Sports	Disciplines	Insulin				Sub Total	Total Samples	Total AAFs	% AAF	IGF-I							
		IC Samples	AAF	OOC Samples	AAF					IC Samples	AAF	OOC Samples	AAF	Sub Total	Total Samples	Total AAFs	% AAF
Aquatics	-	-	-	-	-	-	0	0	0%	-	-	-	-	-	0	0	0%
Athletics	IPC Sprint 400m or less	-	-	1	-	1	2	0	0%	-	-	-	-	-	0	0	0%
	IPC Throws	-	-	1	-	1											
Ice Sledge Hockey	IPC Ice Sledge Hockey	-	-	-	-	-	0	0	0%	-	-	-	-	-	0	0	0%
Powerlifting	IPC Powerlifting	-	-	5	-	-	5	0	0%	-	-	5	-	-	5	0	0%
Shooting	IPC Shooting	-	-	-	-	-	0	0	0%	-	-	-	-	-	0	0	0%
Skiing	IPC Cross-Country	-	-	1	-	-	1	0	0%	-	-	-	-	-	0	0	0%
Totals		0	0	8	0		8	0	0%	0	0	5	0		5	0	0%

* No IGF-I and no Insulin Tests in Blood for IPC Sports/Disciplines were recorded in ADAMS

Table 55: hGH Isoforms Tests Conducted in IPC Sports/Disciplines (Blood)

Sports	Disciplines	IC		OOC		Sub Total	Total Samples	Total AAFs	% AAF
		Samples	AAF	Samples	AAF				
Aquatics	IPC Swimming	7	-	14	-	21	24	0	0%
	IPC Swimming Middle Distance 200-400m	1	-	1	-	2			
	IPC Swimming Sprint 100m or less	-	-	1	-	1			
Athletics	IPC Athletics	6	-	52	-	58	89	0	0%
	IPC Sprint 400m or less	4	-	12	-	16			
	IPC Throws	6	-	2	-	8			
	IPC Long Distance 3000m+	-	-	2	-	2			
	IPC Jumps	-	-	2	-	2			
	IPC Middle Distance 800-1500m	1	-	1	-	2			
	IPC Combined Events	-	-	1	-	1			
DanceSport	-	-	-	-	-	0	0	0%	
Ice Sledge Hockey	-	-	-	-	-	0	0	0%	
Powerlifting	IPC Powerlifting	52	-	41	1	-	93	1	0%
Shooting	-	-	-	-	-	0	0	0%	
Skiing	IPC Cross-Country	-	-	5	-	5	6	0	0%
	IPC Cross-Country Middle/Long Distance	-	-	1	-	1			
Totals		77	0	135	1		212	1	0%

Table 56: hGH Biomarkers Tests Conducted in IPC Sports/Disciplines (Blood)

Sports	Disciplines	IC		OOC		Sub Total	Total Samples	Total AAFs	% AAF
		Samples	AAF	Samples	AAF				
Aquatics	IPC Swimming	-	-	12	-	12	19	0	0%
	IPC Swimming Middle Distance 200-400m	-	-	4	-	4			
	IPC Swimming Sprint 100m or less	-	-	3	-	3			
Athletics	IPC Sprint 400m or less	-	-	11	-	11	34	0	0%
	IPC Throws	-	-	23	-	23			
DanceSport	-	-	-	-	-	-	0	0	0%
Ice Sledge Hockey	-	-	-	-	-	-	0	0	0%
Powerlifting	IPC Powerlifting	-	-	11	-	-	11	0	0%
Shooting	-	-	-	-	-	-	0	0	0%
Skiing	-	-	-	-	-	-	0	0	0%
Totals		0	0	64	0		64	0	0%

Table 57: HBOC Tests Conducted in IPC Sport/Disciplines (Blood)

Sports	Disciplines	IC		OOC		Sub Total	Total Samples	Total AAFs	% AAF
		Samples	AAF	Samples	AAF				
Aquatics	-	-	-	-	-	-	0	0	0%
Athletics	IPC Athletics	2	-	2	-	4	6	0	0%
	IPC Long Distance 3000m+	-	-	1	-	1			
	IPC Throws	-	-	1	-	1			
DanceSport	-	-	-	-	-	-	0	0	0%
Ice Sledge Hockey	-	-	-	-	-	-	0	0	0%
Powerlifting	IPC Powerlifting	-	-	1	-	-	1	0	0%
Shooting	-	-	-	-	-	-	0	0	0%
Skiing	IPC Biathlon (R)	-	-	-	-	-	0	0	0%
Totals		2	0	5	0		7	0	0%

Table 58: HBT (Transfusion) Tests Conducted in IPC Sport/Disciplines (Blood)

Sports	Disciplines	IC		OOC		Sub Total	Total Samples	Total AAFs	% AAF
		Samples	AAF	Samples	AAF				
Aquatics	-	-	-	-	-	-	0	0	0%
Athletics	IPC Athletics	-	-	1	-	-	1	0	0%
DanceSport	-	-	-	-	-	-	0	0	0%
Ice Sledge Hockey	-	-	-	-	-	-	0	0	0%
Powerlifting	IPC Powerlifting	-	-	1	-	-	1	0	0%
Shooting	-	-	-	-	-	-	0	0	0%
Skiing	IPC Biathlon (R)	2	-	-	-	-	2	0	0%
Totals		2	0	2	0		4	0	0%

Table 59: GC/C/IRMS Tests Conducted in Sports for Athletes with an Impairment* (Urine)

Sports	Disciplines	IC		OOC		Sub Total	Total Samples	Total AAFs	% AAF
		Samples	AAF	Samples	AAF				
Aquatics	CISS Swimming Sprint 100m or less	1	-	-	-	1	2	0	0%
	IBSA Swimming	1	-	-	-	1			
Athletics	CISS Athletics	1	-	-	-	1	3	0	0%
	CISS Long Distance 3000m+	1	-	-	-	1			
	IBSA Athletics	-	-	1	-	1			
Basketball	Wheelchair Basketball	2	-	3	-	-	5	0	0%
Canoe/Kayak	Para-Canoe Sprint**	-	-	1	-	-	1	0	0%
Cycling	Para-Cycling Road**	7	1	5	-	12	20	2	10%
	Para-Cycling**	3	1	3	-	6			
	Para-Cycling Track Endurance**	1	-	-	-	1			
	Para-Cycling Track Sprint**	1	-	-	-	1			
Equestrian	Para-Equestrian**	-	-	1	1	-	1	1	100%
Football 5-a-Side	Para-Football 5-a-side	1	-	1	1	-	2	1	50%
Football 7-a-Side	Para-Football 7-a-side	-	-	5	-	-	5	0	0%
Goalball	Goalball	1	-	-	-	-	1	0	0%
Ice Hockey	CISS Ice Hockey	1	-	1	-	-	2	0	0%
Judo	Para-Judo	-	-	3	-	-	3	0	0%
Rowing	Para-Rowing**	-	-	2	1	-	2	1	50%
Other Rugby	Wheelchair Rugby	2	-	-	-	-	2	0	0%
Sitting Volleyball	Sitting Volleyball	1	-	1	-	-	2	0	0%
Skiing	IBSA Alpine Skiing	-	-	2	-	2	4	0	0%
	CISS Alpine Skiing	-	-	1	-	1			
	CISS Cross Country Skiing	-	-	1	-	1			
Tennis	Wheelchair Tennis**	2	-	2	-	-	4	0	0%
Wrestling	CISS Wrestling Freestyle	1	-	-	-	-	1	0	0%
Totals		27	2	33	3		60	5	8%

* Sports and disciplines under the governance of the respective Olympic IFs or independent IFs which govern sports for athletes with an impairment

** Sports and disciplines under the governance of the respective ASOIF and AIOFW IFs.

Table 60: ESA Tests Conducted in Sports for Athletes with an Impairment* (Urine and Blood)

Sports	Disciplines	Urine						Blood									
		IC Samples	AAF	OOB Samples	AAF	Sub Total	Total Samples	Total AAFs	% AAF	IC Samples	AAF	OOB Samples	AAF	Sub Total	Total Samples	Total AAFs	% AAF
Aquatics	IBSA Swimming	-	-	4	-	4											
	CISS Swimming Long Distance 800m+	-	-	2	-	2											
	CISS Swimming	-	-	2	-	2	11	0	0%								
	CISS Swimming Sprint 100m or less	1	-	-	-	1									0	0	0%
	INAS Swimming	-	-	1	-	1											
	CISS Swimming Middle Distance 200-400m	-	-	1	-	1											
Athletics	IBSA Athletics	5	-	22	-	27											
	INAS Athletics	12	-	1	-	13											
	CISS Sprint 400m or less	1	-	2	-	3	47	0	0%								
	INAS Sprint 400m or less	-	-	1	-	1									0	0	0%
	CISS Combined Events	-	-	1	-	1											
	CISS Throws	-	-	1	-	1											
	INAS Long Distance 3000m+	1	-	-	-	1											
Badminton	Para-Badminton	-	-	1	-	-	1	0	0%						0	0	0%
Basketball	Wheelchair Basketball	1	-	5	-	-	6	0	0%						0	0	0%
Canoe/Kayak	Para-Canoe Sprint**	5	-	12	-	-	17	0	0%						0	0	0%
Cycling	Para-Cycling**	47	-	67	-	114						13	-	13			
	Para-Cycling Road**	26	-	34	-	60	185	0	0%			3	-	3	16	0	0%
	Para-Cycling Track Sprint**	1	-	6	-	7											
	Para-Cycling Track Endurance**	2	-	2	-	4											
Fencing	Wheelchair Fencing	-	-	1	-	-	1	0	0%						0	0	0%
Football 7-a-Side	Para-Football 7-a-side	-	-	2	-	-	2	0	0%						0	0	0%
Goalball	Goalball	1	-	-	-	-	1	0	0%						0	0	0%
Judo	Para-Judo	-	-	2	-	-	2	0	0%						0	0	0%
Powerlifting	IBSA Powerlifting	-	-	3	-	-	3	0	0%						0	0	0%
Rowing	Para-Rowing**	5	-	15	-	-	20	0	0%						0	0	0%
Other Rugby	Wheelchair Rugby	-	-	3	-	-	3	0	0%						0	0	0%
Sailing	Para-Sailing	-	-	1	-	-	1	0	0%						0	0	0%
Sitting Volleyball	Sitting Volleyball	-	-	3	-	-	3	0	0%						0	0	0%
Skiing	IBSA Alpine Skiing	5	-	-	-	-	5	0	0%						0	0	0%
Table Tennis	Para-Table Tennis	-	-	3	-	-	3	0	0%						0	0	0%
Tennis	Wheelchair Tennis**	-	-	4	-	4	5	0	0%			46	-	46	46	0	0%
	INAS Tennis	-	-	1	-	1											
Triathlon	Para-Triathlon**	9	-	8	-	-	17	0	-						0	0	0%
Totals		122	0	211	0		333	0	0%	0	0	62	0		62	0	0%

* Sports and disciplines under the governance of the respective Olympic IFs or independent IFs which govern sports for athletes with an impairment

** Sports and disciplines under the governance of the respective ASOIF and AIOWF IFs.

Table 61: GHRF(GHS/GHRP) and GHRF(GHRH) Tests Conducted in Sports for Athletes with an Impairment* (Urine)

Sports	Disciplines	GHRF(GHS/GRHP)				Sub Total	Total Samples	Total AAFs	% AAF	GHRF(GHRH)		
		IC Samples	AAF	OOB Samples	AAF					Total Samples	Total AAFs	% AAF
Aquatics	CISS Swimming Sprint 100m or less	1	-	-	-	1	2	0	0%	0	0	0%
	INAS Swimming	-	-	1	-	1						
Archery	Para-Archery**	6	-	5	-	-	11	0	0%	0	0	0%
Athletics	CISS Sprint 400m or less	1	-	-	-	-	1	0	0%	0	0	0%
Badminton	Para-Badminton	-	-	1	-	-	1	0	0%	0	0	0%
Basketball	Wheelchair Basketball	24	-	40	-	-	64	0	0%	0	0	0%
Boccia	Para-Boccia	7	-	5	-	-	12	0	0%	0	0	0%
Canoe/Kayak	Para-Canoe Sprint**	-	-	2	-	-	2	0	0%	0	0	0%
Curling	Wheelchair Curling	10	-	7	-	-	17	0	0%	0	0	0%
	Para-Cycling Road**	10	-	32	-	42						
	Para-Cycling**	5	-	24	-	29						
	Para-Cycling Track Endurance**	2	-	1	-	3						
	Para-Cycling Track Sprint**	3	-	-	-	3						
Equestrian	Para-Equestrian**	-	-	1	-	-	1	0	0%	0	0	0%
Fencing	Wheelchair Fencing	11	-	1	-	-	12	0	0%	0	0	0%
Football 5-a-Side	Para-Football 5-a-side	4	-	-	-	-	4	0	0%	0	0	0%
Football 7-a-Side	Para-Football 7-a-side	4	-	12	-	-	16	0	0%	0	0	0%
Goalball	Goalball	9	-	14	-	-	23	0	0%	0	0	0%
Handball	Para-Handball	-	-	1	-	-	1	0	0%	0	0	0%
Judo	Para-Judo	11	-	17	-	-	28	0	0%	0	0	0%
Rowing	Para-Rowing	1	-	10	-	-	11	0	0%	0	0	0%
Other Rugby	Wheelchair Rugby	18	-	16	-	-	34	0	0%	0	0	0%
Sailing	Para-Sailing	-	-	9	-	-	9	0	0%	0	0	0%
Sitting Volleyball	Sitting Volleyball	7	-	17	-	-	24	0	0%	0	0	0%
Table Tennis	Para-Table Tennis	5	-	6	-	-	11	0	0%	0	0	0%
Tennis	Wheelchair Tennis**	24	-	63	-	-	87	0	0%	0	0	0%
Triathlon	Para-Triathlon**	8	-	4	-	-	12	0	0%	0	0	0%
Totals		171	0	289	0		460	0	0%	0	0	0%

* Sports and disciplines under the governance of the respective Olympic IFs or independent IFs which govern sports for athletes with an impairment

** Sports and disciplines under the governance of the respective ASOIF and AIOWF IFs.

Table 62: GnRH Tests Conducted in Sports for Athletes with an Impairment* (Urine)

Sports	Disciplines	IC		OOC		Sub Total	Total Samples	Total AAFs	% AAF
		Samples	AAF	Samples	AAF				
Basketball	Wheelchair Basketball	-	-	3	-	-	3	0	0%
Canoe/Kayak	Para-Canoe Sprint**	-	-	1	-	-	1	0	0%
Cycling	Para-Cycling Road**	-	-	5	-	-	5	0	0%
Sitting Volleyball	Sitting Volleyball	3	-	-	-	-	3	0	0%
Tennis	Wheelchair Tennis**	-	-	1	-	-	1	0	0%
Triathlon	Para-Triathlon**	4	-	-	-	-	4	0	0%
Totals		7	0	10	0		17	0	0%

Table 63: Insulin and IGF-I Tests* Conducted in Sports for Athletes with an Impairment* (Urine)**

Sports	Disciplines	Insulin						IGF-1				
		IC		OOC		Sub Total	Total Samples	Total AAFs	% AAF	Total Samples	Total AAFs	% AAF
Samples	AAF	Samples	AAF									
Cycling	Para-Cycling Road**	-	-	1	-	-	1	0	0%	0	0	0%
Totals		0	0	1	0		1	0	0%	0	0	0%

* Sports and disciplines under the governance of the respective Olympic IFs or independent IFs which govern sports for athletes with an impairment

** Sports and disciplines under the governance of the respective ASOIF and AIOWF IFs.

*** No IGF-I and no Insulin Blood Tests in Sports for Athletes with an Impairment were recorded in ADAMS

Table 64: hGH Isoforms and hGH Biomarkers Tests Conducted in Sports for Athletes with an Impairment* (Blood)

Sports	Disciplines	hGH Isoforms								hGH Biomarkers								
		IC		OOC		Sub	Total	Total	%	IC		OOC		Sub	Total	Total	%	
		Samples	AAF	Samples	AAF	Total	Samples	AAFs	AAF	Samples	AAF	Samples	AAF	Total	Samples	AAFs	AAF	
Aquatics	IBSA Swimming	3	-	-	-	3				-	-	-	-	-				
	CISS Swimming Sprint 100m or less	-	-	1	-	1	4	0	0%	-	-	1	-	1	4	0	0%	
	CISS Swimming Middle Distance 200-400m	-	-	-	-	-				-	-	2	-	2				
	CISS Swimming Long Distance 800m+	-	-	-	-	-				1	-	-	-	1				
Athletics	IBSA Athletics	4	-	-	-	-	4	0	0%	-	-	-	-	-	0	0	0%	
Badminton	Para-Badminton	-	-	-	-	-	0	0	0%	-	-	1	-	-	1	0	0%	
Canoe/Kayak	Para-Canoe Sprint**	-	-	3	-	-	3	0	0%	-	-	1	-	1	1	0	0%	
Cycling	Para-Cycling**	6	-	18	-	24				-	-	1	-	1				
	Para-Cycling Road**	-	-	3	-	3	30	0	0%	-	-	-	-	-	5	0	0%	
	Para-Cycling Track Endurance**	2	-	-	-	2				-	-	-	-	-				
	Para-Cycling Track Sprint**	-	-	1	-	1				-	-	4	-	4				
Judo	Para-Judo	1	-	1	-	-	2	0	0%	-	-	-	-	-	0	0	0%	
Powerlifting	IBSA Powerlifting	9	-	8	-	-	17	0	0%	-	-	-	-	-	0	0	0%	
Rowing	Para-Rowing**	4	-	-	-	-	4	0	0%	-	-	2	-	2	2	0	0%	
Tennis	Wheelchair Tennis**	-	-	47	-	-	47	0	0%	-	-	-	-	-	0	0	0%	
Totals		29	0	82	0		111	0	0%	1	0	12	0		13	0	0%	

Table 65: HBOC and HBT (Transfusion) Tests Conducted in Sports for Athletes with an Impairment* (Blood)

Sports	Disciplines	HBOC								HBT								
		IC		OOC		Sub	Total	Total	%	IC		OOC		Sub	Total	Total	%	
		Samples	AAF	Samples	AAF	Total	Samples	AAFs	AAF	Samples	AAF	Samples	AAF	Total	Samples	AAFs	AAF	
Cycling	Para-Cycling**	-	-	17	-	17	22	0	0%	-	-	7	-	-	7	0	0%	
	Para-Cycling Road**	-	-	5	-	5				-	-	-	-	-				
Tennis	Wheelchair Tennis**	-	-	46	-	-	46	0	0%	-	-	26	-	-	26	0	0%	
Totals		0	0	68	0		68	0	0%	0	0	33	0		33	0	0%	

* Sports and disciplines under the governance of the respective Olympic IFs or independent IFs which govern sports for athletes with an impairment

** Sports and disciplines under the governance of the respective ASOIF and AIOWF IFs.

Table 66: GC/C/IRMS Tests Conducted in Other Sports/Disciplines from Code Signatories* (Urine)

Sports	Disciplines	IC		OOC		Sub Total	Total Samples	Total AAFs	% AAF
		Samples	AAF	Samples	AAF				
Arm Wrestling	-	14	3	-	-	-	14	3	21%
Kurash	-	1	1	2	-	-	3	1	33%
Rugby League	-	-	-	15	-	-	15	0	0%
Taekwondo	ITF Taekwondo	1	-	-	-	-	1	0	0%
Triathlon	Ironman	17	-	75	-	-	92	0	0%
Totals		33	4	92	0		125	4	3%

Table 67: ESA Tests Conducted in Other Sports/Disciplines from Code Signatories* (Urine and Blood)

Sports	Disciplines	Urine								Blood							
		IC		OOC		Sub Total	Total Samples	Total AAFs	% AAF	IC		OOC		Sub Total	Total Samples	Total AAFs	% AAF
Samples	AAF	Samples	AAF	Samples	AAF					Samples	AAF	Samples	AAF				
Rugby League	-	-	-	40	-	-	40	0	0%	-	-	-	-	-	0	0	0%
Triathlon	Ironman	190	2	298	-	-	488	2	0%	-	-	2	-	-	2	0	0%
Totals		190	2	338	0		528	2	0%	0	0	2	0		2	0	0%

Table 68: GHRF(GHS/GHRF) and GHRF(GHRH) Tests Conducted in Other Sports/Disciplines from Code Signatories* (Urine)

Sports	Disciplines	GHRF(GHS/GHRF)								GHRF(GHRH)							
		IC		OOC		Sub Total	Total Samples	Total AAFs	% AAF	IC		OOC		Sub Total	Total Samples	Total AAFs	% AAF
Samples	AAF	Samples	AAF	Samples	AAF					Samples	AAF	Samples	AAF				
Bowls	Bowls	-	-	2	-	-	2	0	0%	-	-	-	-	-	0	0	0%
Rugby League	Rugby League	7	-	199	-	-	206	0	0%	-	-	-	-	-	0	0	0%
Triathlon	Ironman	23	-	194	-	-	217	0	0%	-	-	1	-	-	1	0	0%
Totals		30	0	395	0		425	0	0%	0	0	1	0		1	0	0%

* Sports/disciplines connected with organizations which are outside of the categories in Tables 1-6 but are signatories to the Code.

Table 69: GnRH Tests Conducted in Other Sports/Disciplines from Code Signatories* (Urine)

Sports	Disciplines	IC		OOC		Sub Total	Total Samples	Total AAFs	% AAF
		Samples	AAF	Samples	AAF				
Bowls	-	-	-	1	-	-	1	0	0%
Karate	Shinkyokushin WKO	5	-	-	-	-	5	0	0%
Rugby League	-	-	-	11	-	-	11	0	0%
Triathlon	Ironman	1	-	56	-	-	57	0	0%
	Totals	6	0	68	0		74	0	0%

Table 70: Insulin Tests **Conducted in Other Sports/Disciplines from Code Signatories* (Urine)

Urine

Sports	Disciplines	IC		OOC		Sub Total	Total Samples	Total AAFs	% AAF
		Samples	AAF	Samples	AAF				
Rugby League	-	-	-	7	-	-	7	0	0%
Triathlon	Ironman	-	-	1	-	-	1	0	0%
	Totals	0	0	8	0		8	0	0%

** No Insulin Tests in Blood for Sports for Other Sports/Disciplines were recorded in ADAMS

Table 71: IGF-I Tests Conducted in Other Sports/Disciplines from Code Signatories* (Urine)**

Sports	Disciplines	IC		OOC		Sub Total	Total Samples	Total AAFs	% AAF
		Samples	AAF	Samples	AAF				
Rugby League	-	-	-	6	-	-	6	0	0%
Triathlon	Ironman	-	-	1	-	-	1	0	0%
	Totals	0	0	7	0		7	0	0%

** No IGF-1 Tests in Blood for Sports for Other Sports/Disciplines were recorded in ADAMS

* Sports/disciplines connected with organizations which are outside of the categories in Tables 1-6 but are signatories to the Code.

Table 72: hGH Isoforms and hGH Biomarkers Tests Conducted in Other Sports/Disciplines from Code Signatories* (Blood)

Sports	Disciplines	hGH Isoforms								hGH Biomarkers							
		IC		OOC		Sub Total	Total Samples	Total AAFs	% AAF	IC		OOC		Sub Total	Total Samples	Total AAFs	% AAF
Samples	AAF	Samples	AAF	Samples	AAF					Samples	AAF	Samples	AAF				
Arm Wrestling	-	3	-	-	-	-	3	0	0%	3	-	-	-	-	3	0	0%
Rugby League	-	-	-	-	-	-	0	0	0%	-	-	49	-	-	49	0	0%
Taekwondo	ITF Taekwondo	-	-	1	-	-	1	0	0%	-	-	-	-	-	0	0	0%
Triathlon	Ironman	-	-	142	-	-	142	0	0%	-	-	27	-	-	27	0	0%
Totals		3	0	143	0		146	0	0%	3	0	76	0		79	0	0%

* Sports/disciplines connected with organizations which are outside of the categories in Tables 1-6.

Table 73: HBOC and HBT (Transfusion) Tests Conducted in Other Sports/Disciplines from Code Signatories* (Blood)

Sports	Disciplines	HBOC								HBT							
		IC		OOC		Sub Total	Total Samples	Total AAFs	% AAF	IC		OOC		Sub Total	Total Samples	Total AAFs	% AAF
Samples	AAF	Samples	AAF	Samples	AAF					Samples	AAF	Samples	AAF				
Rugby League	-	-	-	49	-	-	49	0	0%	-	-	-	-	-	0	0	0%
Triathlon	Ironman	1	-	11	-	-	12	0	0%	-	-	-	-	-	0	0	0%
Totals		1	0	60	0		61	0	0%	0	0	0	0		0	0	0%

* Sports/disciplines connected with organizations which are outside of the categories in Tables 1-6.

Table 74: GC/C/IRMS Tests Conducted in Other Sports/Disciplines* (Urine)

Sports	Disciplines	IC		OOC		Sub Total	Total Samples	Total AAFs	% AAF
		Samples	AAF	Samples	AAF				
American Football	University	1	-	7	-	-	8	0	0%
Aquatics	Scuba Diving (R)	-	-	1	-	-	1	0	0%
Athletics	Military Athletics	1	-	-	-	1	5	1	20%
	University	-	-	1	1	1			
	Military Jumps	1	-	-	-	1			
	University Cross Country	-	-	1	-	1			
	University Long Distance 3000m+	1	-	-	-	1			
Australian Rules Football	-	2	-	9	-	-	11	0	0%
Baseball	Professional Baseball	1	-	-	-	1	2	0	0%
	Pesäpallo	1	-	-	-	1			
Basque Sports	-	1	-	-	-	-	1	0	0%
Biathlon	University	2	-	-	-	-	2	0	0%
Bodybuilding	Natural Bodybuilding (R)	6	1	1	-	7	10	1	10%
	INBA Natural Bodybuilding	2	-	-	-	2			
	FISAF Fitness	1	-	-	-	1			
Boxing	Professional Boxing	6	1	42	-	48	51	2	4%
	WBF Professional Boxing	2	1	-	-	2			
	WBC Professional Boxing	1	-	-	-	1			
Budo	-	-	-	3	-	-	3	0	0%
Cycling	Amateur (R)	8	1	-	-	-	8	1	13%
Firefighting and Rescuing	Firefighting and Rescuing	1	-	-	-	-	1	0	0%
Football	Indoor Football (R)	2	-	-	-	2	6	0	0%
	University	1	-	1	-	2			
	College	-	-	1	-	1			
	Mini Football	-	-	1	-	1			
Full contact	-	1	-	-	-	-	1	0	0%
Gaelic Games	Hurling	1	-	1	-	-	2	0	0%
Horse Racing	-	2	-	-	-	-	2	0	0%
Ice Hockey	National Icehockey League	1	-	-	-	-	1	0	0%
Judo	University	1	-	-	-	-	1	0	0%
Karate	Kyokushin	4	2	-	-	-	4	2	50%
Powerlifting	WDFPF Powerlifting	-	-	1	1	-	1	1	100%
Rafting	-	1	-	-	-	-	1	0	0%
Savate	University	1	-	-	-	-	1	0	0%
School Sports	-	-	-	1	-	-	1	0	0%
Shooting	Ball-Trap	1	-	-	-	-	1	0	0%
Skiing	University Nordic Combined	2	-	-	-	2	5	0	0%
	University Ski Jumping	1	-	-	-	1			
	Roller Skiing	1	-	-	-	1			
	University Cross Country	1	-	-	-	1			
Ultimate Fighting	Ultimate Fighting	2	-	3	-	-	5	0	0%
Volleyball	Professional Volleyball	1	-	-	-	-	1	0	0%
Wrestling	Traditional Wrestling	1	-	2	-	3	6	0	0%
	Swiss Wrestling	2	-	1	-	3			
Kung Fu	-	1	-	-	-	-	1	0	0%
Crossbow	-	1	-	-	-	-	1	0	0%
Other Rugby	National Rugby League (R)	5	-	12	-	17	20	0	0%
	Rugby League (R)	-	-	2	-	2			
	Rugby XIII (R)	-	-	1	-	1			
Padel	-	1	-	-	-	-	1	0	0%

* Sports/disciplines connected with organizations which are outside of the categories in Tables 1-6.

Table 74: GC/C/IRMS Tests Conducted in Other Sports/Disciplines* (Urine) - continued

Sports	Disciplines	IC		OOC		Sub Total	Total Samples	Total AAFs	% AAF
		Samples	AAF	Samples	AAF				
Mixed Martial Arts	Mixed Martial Arts	35	1	61	-	96	98	1	1%
	Shooto	2	-	-	-	2			
Military Sport Pentathlon	Military Pentathlon	-	-	1	-	-	1	0	0%
Combat Sports	-	1	-	-	-	-	1	0	0%
Heavy Events	Strongest man	1	-	-	-	-	1	0	0%
	Totals	112	7	154	2		266	9	3%

* Sports/disciplines connected with organizations which are outside of the categories in Tables 1-6.

Table 75: ESA Tests Conducted in Other Sports/Disciplines* (Urine and Blood)

Sports	Disciplines	Urine							Blood								
		IC Samples	AAF	OOC Samples	AAF	Sub Total	Total Samples	Total AAFs	% AAF	IC Samples	AAF	OOC Samples	AAF	Sub Total	Total Samples	Total AAFs	% AAF
American Football	University	-	-	7	-	7	7	0	0%	-	-	-	-	-	0	0	0%
	Military Swimming	5	-	-	-	5				-	-	-	-	-			
Aquatics	University Swimming Middle	4	-	-	-	4	12	0	0%	-	-	-	-	-	0	0	0%
	Free Diving	3	-	-	-	3				-	-	-	-	-			
Athletics	University Long Distance 3000m+	6	-	-	-	6				-	-	-	-	-			
	Military Athletics	5	-	-	-	5				-	-	-	-	-			
	College Cross Country	4	-	-	-	4	21	0	0%	-	-	-	-	-	2	0	0%
	University Cross Country	4	-	-	-	4				-	-	-	-	-			
	Military Cross-Country	-	-	-	-	-				2	-	-	-	2			
	University Middle Distance 800-	2	-	-	-	2				-	-	-	-	-			
Basketball	Military Basketball	1	-	-	-	1	1	0	0%	-	-	-	-	-		0	0%
Boxing	Professional Boxing	8	-	57	-	65	66	0	0%	-	-	1	-	1	1	0	0%
	Military Boxing	1	-	-	-	1				-	-	-	-	-			
Budo	-	-	-	1	-	1	1	0	0%	-	-	-	-	-	0	0	0%
Cycling	Amateur (R)	91	-	-	-	91	96	0	0%	-	-	-	-	-	0	0	0%
	Military Cycling	5	-	-	-	5				-	-	-	-	-			
Duathlon (R)	Duathlon (R)	8	-	2	-	10	10	0	0%	-	-	-	-	-	0	0	0%
Football	Military Football	1	-	-	-	1	2	0	0%	-	-	-	-	-	0	0	0%
	College	-	-	1	-	1				-	-	-	-	-			
Gaelic Games	Football	-	-	2	-	2	2	0	0%	-	-	-	-	-	0	0	0%
Handball	Military Handball	1	-	-	-	1	1	0	0%	-	-	-	-	-	0	0	0%
Jiu-Jitsu	-	-	-	1	-	1	1	0	0%	-	-	-	-	-	0	0	0%
Judo	Military Judo	1	-	-	-	1	1	0	0%	-	-	-	-	-	0	0	0%
Mixed Martial Arts	-	36	1	97	1	-	133	2	2%	6	-	-	-	-	6	0	0%
Motoball	Motoball	1	-	-	-	1	1	0	0%	-	-	-	-	-	0	0	0%
Orienteering	Military Orienteering	1	-	-	-	1	1	0	0%	-	-	-	-	-	0	0	0%
Power Press	-	-	-	1	-	1	1	0	0%	-	-	-	-	-	0	0	0%
Ringette	-	-	-	2	-	2	2	0	0%	-	-	-	-	-	0	0	0%
Other Rugby	Touch Football (R)	1	-	2	-	3				-	-	-	-	-			
	Rugby IX (R)	1	-	-	-	1	5	0	0%						0	0	0%
	National Rugby League (R)	-	-	1	-	1				-	-	-	-	-			
School Sports	Skiing Cross Country	5	-	-	-	5	6	0	0%	-	-	-	-	-	0	0	0%
	Skiing Alpine	-	-	1	-	1				-	-	-	-	-			

* Sports/disciplines connected with organizations which are outside of the categories in Tables 1-6.

Table 75: ESA Tests Conducted in Other Sports/Disciplines* (Urine and Blood) - continued

Sports	Disciplines	Urine								Blood							
		IC		OOC		Sub	Total	Total	%	IC		OOC		Sub	Total	Total	%
		Samples	AAF	Samples	AAF	Total	Samples	AAFs	AAF	Samples	AAF	Samples	AAF	Total	Samples	AAFs	AAF
Skiing	Roller Skiing	4	-	-	-	4				-	-	-	-	-			
	Military Skiing	4	-	-	-	4	10	0	0%	-	-	-	-	-	0	0	0%
	Military Cross-Country	2	-	-	-	2				-	-	-	-	-			
Surfing	Wind Surfing	-	-	1	-	1	1	0	0%	-	-	-	-	-	0	0	0%
Taekwondo	Military Taekwondo	1	-	-	-	1	1	0	0%	-	-	-	-	-	0	0	0%
Triathlon	Military Triathlon	5	-	-	-	5	5	0	0%	-	-	-	-	-	0	0	0%
Ultimate Fighting	-	-	-	4	-	4	4	0	0%	-	-	-	-	-	0	0	0%
Ultra Triathlon	-	6	-	-	-	6	6	0	0%	-	-	-	-	-	0	0	0%
Wrestling	Military Wrestling	1	-	-	-	1	1	0	0%	-	-	-	-	-	0	0	0%
	Totals	218	1	180	1		398	2	1%	8	0	1	0		9	0	0%

* Sports/disciplines connected with organizations which are outside of the categories in Tables 1-6.

Table 76: GHRF(GHS/GHRP) Tests Conducted in Other Sports/Disciplines* (Urine)

Sports	Disciplines	IC		OOC		Sub Total	Total Samples	Total AAFs	% AAF
		Samples	AAF	Samples	AAF				
American Football	University	39	-	172	-	211	214	0	0%
	Junior	3	-	-	-	3			
Aquatics	University Swimming	-	-	5	-	5	8	0	0%
	Free Diving	1	-	-	-	1			
	University Swimming Sprint	-	-	1	-	1			
	Military Swimming long Distance	1	-	-	-	1			
Athletics	University	-	-	9	-	9	24	0	0%
	University Cross Country	4	-	3	-	7			
	College Cross Country	4	-	2	-	6			
	University Jumps	-	-	1	-	1			
Basketball	University	6	-	2	-	-	8	0	0%
	Professional Boxing	6	-	22	-	28			
Boxing	WBC Professional Boxing	1	-	-	-	1	30	0	0%
	WBA Professional Boxing	1	-	-	-	1			
Broomball	-	9	-	-	-	-	9	0	0%
Cycling	Amateur (R)	2	-	-	-	-	2	0	0%
Field Hockey	University	2	-	1	-	-	3	0	0%
Football	University	12	-	14	-	26	44	0	0%
	College	8	-	10	-	18			
Golf	College	1	-	-	-	-	1	0	0%
Ice Hockey	University	8	-	12	-	-	20	0	0%
Mixed Martial Arts	-	84	-	139	1	-	223	1	0%
Powerlifting	WDFPF Powerlifting	7	-	-	-	-	7	0	0%
Ringette	-	-	-	5	-	-	5	0	0%
Other Rugby	Rugby League (R)	8	-	159	1	167	180	1	1%
	University	4	-	8	-	12			
	National Rugby League (R)	-	-	1	-	1			
Shooting	Ball-Trap	7	-	-	-	-	7	0	0%
Surfing	Professional Surfing	-	-	1	-	-	1	0	0%
Ultimate Fighting	-	6	-	2	-	-	8	0	0%
Wrestling	University	-	-	7	-	7	8	0	0%
	Swiss Wrestling	1	-	-	-	1			
Totals		225	0	577	2		802	2	0%

Table 77: GHRF(GHRH) Tests Conducted in Other Sports/Disciplines* (Urine)

Sports	Disciplines	Urine				Sub Total	Total Samples	Total AAFs	% AAF
		IC Samples	AAF	OOC Samples	AAF				
-	-	-	-	-	-	0	0	0%	

* Sports/disciplines connected with organizations which are outside of the categories in Tables 1-6.

Table 78: GnRH Tests Conducted in Other Sports/Disciplines* (Urine)

Sports	Disciplines	IC		OOC		Sub Total	Total Samples	Total AAFs	% AAF
		Samples	AAF	Samples	AAF				
Boxing	WBC Professional Boxing	1	-	-	-	1	2	0	0%
	WBA Professional Boxing	1	-	-	-	1			
Mixed Martial Arts	-	4	-	6	-	-	10	0	0%
Wrestling	Swiss Wrestling	1	-	-	-	-	1	0	0%
Totals		7	0	6	0		13	0	0%

Table 79: Insulin Tests Conducted in Other Sports/Disciplines* (Urine and Blood)

		Urine							
Sports	Disciplines	IC		OOC		Sub Total	Total Samples	Total AAFs	% AAF
		Samples	AAF	Samples	AAF				
Boxing	Professional Boxing	-	-	2	-	-	2	0	0%
Mixed Martial Arts	-	-	-	1	-	-	1	0	0%
Totals		0	0	3	0		3	0	0%

		Blood							
Sports	Disciplines	IC		OOC		Sub Total	Total Samples	Total AAFs	% AAF
		Samples	AAF	Samples	AAF				
Boxing	Professional Boxing	-	-	3	-	-	3	0	0%
Totals		0	0	3	0		3	0	0%

Table 80: IGF-I Tests Conducted in Other Sports/Disciplines* (Urine and Blood)

Sports	Disciplines	IC		OOC		Sub Total	Total Samples	Total AAFs	% AAF
		Samples	AAF	Samples	AAF				
-	-	-	-	-	-	-	0	0	0%

* Sports/disciplines connected with organizations which are outside of the categories in Tables 1-6.

Table 81: hGH Isoforms Tests Conducted in Other Sports/Disciplines* (Blood)

Sports	Disciplines	IC		OOC		Sub Total	Total Samples	Total AAFs	% AAF
		Samples	AAF	Samples	AAF				
American Football	University	-	-	12	-	-	12	0	0%
Australian Rules Football	-	-	-	28	-	-	28	0	0%
Baseball	Pesäpallo	-	-	3	-	-	3	0	0%
Bodybuilding	Natural Bodybuilding (R)	-	-	13	-	13	24	0	0%
	INBA Natural Bodybuilding	11	-	-	-	11			
Boxing	Professional Boxing	9	-	12	-	-	21	0	0%
Budo	-	-	-	2	-	-	2	0	0%
Kung Fu	-	3	-	-	-	-	3	0	0%
Mixed Martial Arts	-	18	-	71	-	-	89	0	0%
Power Press	-	2	-	5	-	-	7	0	0%
Other Rugby	National Rugby League (R)	-	-	1	-	-	1	0	0%
School Sports	Skiing Cross Country	-	-	1	-	-	1	0	0%
Skiing	Military Skiing	4	-	-	-	-	6	0	0%
	Military Cross-Country	2	-	-	-	-			
Ultimate Fighting	-	-	-	3	-	-	3	0	0%
Totals		49	0	151	0		200	0	0%

Table 82: hGH Biomarkers Tests Conducted in Other Sports/Disciplines* (Blood)

Sports	Disciplines	IC		OOC		Sub Total	Total Samples	Total AAFs	% AAF
		Samples	AAF	Samples	AAF				
Australian Rules Football	-	20	-	-	-	-	20	0	0%
Bodybuilding	Natural Bodybuilding (R)	-	-	13	-	-	24	0	0%
	INBA Natural Bodybuilding	11	-	-	-	-			
Boxing	Professional Boxing	9	-	7	-	-	16	0	0%
Mixed Martial Arts	-	-	-	1	-	1	1	0	0%
Other Rugby	Rugby League (R)	4	-	10	-	14	14	0	0%
Totals		44	0	31	0		75	0	0%

Table 83: HBOC Tests Conducted in Other Sports/Disciplines* (Blood)

Sports	Disciplines	IC		OOC		Sub Total	Total Samples	Total AAFs	% AAF
		Samples	AAF	Samples	AAF				
Australian Rules Football	-	-	-	28	-	-	28	0	0%
Mixed Martial Arts	-	3	-	1	-	-	4	0	0%
Other Rugby	National Rugby League (R)	-	-	1	-	-	1	0	0%
Totals		3	0	30	0		33	0	0%

Table 84:

Sports	Disciplines	IC		OOC		Sub Total	Total Samples	Total AAFs	% AAF
		Samples	AAF	Samples	AAF				
Mixed Martial Arts	-	-	-	1	-	-	1	0	0%
Totals		0	0	1	0		1	0	0%

* Sports/disciplines connected with organizations which are outside of the categories in Tables 1-6.

2015 Anti-Doping Testing Figures
Samples Analyzed and Reported by Accredited Laboratories in ADAMS

Table 85: Total AAFs* per Drug Class as Reported in ASOIF Sports

Sports	Discipline	Anabolic Agents	Peptide Hormones, Growth Factors and Related Substances	Beta-2 Agonists	Hormone and Metabolic Modulators	Diuretics and Other Masking Agents	Stimulants	Narcotics	Cannabinoids	Glucocorticoids	Alcohol	Beta- Blockers	Enhancement of Oxygen Transfer	Chemical and Physical Manipulation	Sub total	Total Findings per Sport	% of total Findings
		S1.	S2.	S3.	S4.	S5.	S6.	S7.	S8.	S9.	P1.	P2.	M1.	M2.			
Aquatics	Swimming	13	-	4	2	1	6	-	3	3	-	-	-	-	32	59	3%
	Swimming Sprint 100m or less	-	-	4	-	2	2	-	-	1	-	-	-	-	9		
	Water Polo	2	-	1	-	-	3	-	1	-	-	-	-	-	7		
	Diving	-	-	-	-	-	3	-	-	1	-	-	-	-	4		
	Open Water	-	-	-	-	-	1	-	-	3	-	-	-	-	4		
	Aquatics	-	-	-	-	1	-	-	-	-	-	-	-	-	1		
	Swimming Long Distance 800m+	-	-	1	-	-	-	-	-	-	-	-	-	-	1		
	Synchronized Swimming	1	-	-	-	-	-	-	-	-	-	-	-	-	1		
Archery	Archery	4	-	-	-	1	1	-	-	-	-	-	-	-	6	7	0.4%
	Compound	-	-	-	1	-	-	-	-	-	-	-	-	-	1		
Athletics	Athletics	90	9	6	10	20	18	-	2	9	-	-	-	-	164	316	17%
	Long Distance 3000m+	7	1	2	1	4	9	-	-	5	-	-	-	-	29		
	Race Walk	4	11	1	2	2	1	-	-	1	-	-	-	-	22		
	Sprint 400m or less	12	-	1	2	1	3	-	-	3	-	-	-	-	22		
	Throws	9	-	1	3	5	4	-	-	-	-	-	-	-	22		
	Jumps	6	-	-	-	-	5	-	-	2	-	-	-	-	13		
	Marathon	4	1	-	2	1	3	-	-	2	-	-	-	-	13		
	Mountain Running	2	1	-	-	-	-	1	-	4	-	-	-	1	9		
	Field	6	1	-	-	-	-	-	-	-	-	-	-	-	7		
	Middle Distance 800-1500m	3	-	-	-	-	2	-	-	-	-	-	-	-	5		
	Cross Country	-	2	-	-	-	-	-	-	2	-	-	-	-	4		
	Road Running	1	-	-	-	-	-	-	-	1	-	-	-	-	2		
	Track	1	-	-	-	-	1	-	-	-	-	-	-	-	2		
	Combined Events	-	-	-	-	-	-	-	1	-	-	-	-	-	1		
	Half Marathon	-	-	-	-	-	1	-	-	-	-	-	-	-	1		
Badminton	-	-	-	-	-	2	1	-	-	-	-	-	-	-	3	0.2%	
Basketball	Basketball	29	-	1	2	4	15	-	14	5	-	-	-	-	70	71	4%
	Beach Basketball	1	-	-	-	-	-	-	-	-	-	-	-	-	1		
Boxing	-	39	-	4	6	28	14	-	8	1	-	-	-	-	100	5%	
Canoe/Kayak	Canoe Kayak	13	1	1	6	-	1	-	-	2	-	-	-	-	24	35	2%
	Canoe Slalom	-	-	-	-	-	4	-	-	-	-	-	-	-	4		
	Middle Distance (500m)	1	-	-	-	-	1	-	1	-	-	-	-	-	3		
	Canoe Polo	-	-	-	-	1	-	-	-	-	-	-	-	-	1		
	Marathon	1	-	-	-	-	-	-	-	-	-	-	-	-	1		
	Sprint (200m)	-	-	-	-	-	-	1	-	-	-	-	-	-	1		
	Wildwater	-	-	-	-	-	-	-	1	-	-	-	-	-	1		
Cycling	Road	39	19	11	2	6	25	1	1	33	-	-	-	-	137	298	16%
	Cycling	35	15	5	-	3	15	-	-	14	-	-	-	-	87		
	Mountain Bike	7	1	1	2	12	8	1	2	14	-	-	-	-	48		
	Track	8	1	-	-	-	1	-	-	3	-	-	-	-	13		
	Cyclo-Cross	-	-	3	-	1	4	-	-	3	-	-	-	-	11		
	Track Endurance	-	-	1	-	-	-	1	-	-	-	-	-	-	2		
Equestrian	Jumping	-	-	-	-	1	2	-	1	-	-	-	-	-	4	9	0.5%
	Equestrian	-	-	-	-	-	2	-	-	1	-	-	-	-	3		
	Dressage	-	-	-	1	-	-	-	-	-	-	-	-	-	1		
	Eventing	1	-	-	-	-	-	-	-	-	-	-	-	-	1		

2015 Anti-Doping Testing Figures
Samples Analyzed and Reported by Accredited Laboratories in ADAMS

Table 85: Total AAFs* per Drug Class as Reported in ASOIF Sports - continued

Sports	Discipline	Anabolic Agents	Peptide Hormones, Growth Factors and Related Substances	Beta-2 Agonists	Hormone and Metabolic Modulators	Diuretics and Other Masking Agents	Stimulants	Narcotics	Cannabinoids	Glucocorticoids	Alcohol	Beta- Blockers	Enhancement of Oxygen Transfer	Chemical and Physical Manipulation	Sub total	Total Findings per Sport	% of total Findings
		S1.	S2.	S3.	S4.	S5.	S6.	S7.	S8.	S9.	P1.	P2.	M1.	M2.			
Fencing	Fencing	2	-	-	-	1	-	-	1	-	-	-	-	-	4	6	0.3%
	Foil	1	-	-	-	1	-	-	-	-	-	-	-	-	2		
Field Hockey	-	3	-	1	-	1	-	-	1	-	-	-	-	-	-	6	0.3%
Football	Football	57	1	9	5	14	42	2	8	20	-	-	-	-	158	174	9%
	Futsal	-	-	1	-	2	3	-	3	1	-	-	-	-	10		
Golf	Beach	4	-	-	1	-	-	-	1	-	-	-	-	-	6	11	1%
	-	4	-	-	1	-	2	-	2	1	-	1	-	-			
Gymnastics	Artistic	1	-	-	-	3	2	-	-	-	-	-	-	-	6	13	1%
	Gymnastics	-	-	-	-	2	3	-	-	1	-	-	-	-	6		
	Tumbling	-	-	-	-	-	1	-	-	-	-	-	-	-	1		
Handball	Indoor	14	-	3	2	2	2	-	3	3	-	-	-	-	-	29	2%
Judo	-	6	-	1	1	16	9	-	4	1	-	-	-	-	-	38	2%
Rowing	-	14	-	4	1	12	10	-	-	1	-	-	-	-	-	42	2%
Rugby Union	Rugby Union	14	-	1	2	1	10	-	9	5	-	-	-	-	42	96	5%
	Fifteens	17	-	3	2	4	7	1	2	1	-	-	-	-	37		
	Sevens	12	-	-	-	1	3	-	1	-	-	-	-	-	17		
Sailing	Sailing	-	-	-	-	1	-	-	-	2	-	-	-	-	3	4	0.2%
	Laser-R	-	-	-	-	-	1	-	-	-	-	-	-	-	1		
Shooting	Shooting	1	-	1	1	4	3	1	1	-	-	6	-	-	18	24	1%
	Shotgun	-	-	-	-	2	1	-	-	-	-	1	-	-	4		
	Pistol	-	-	-	-	-	-	-	-	-	-	1	-	-	1		
	Rifle	-	-	-	-	-	1	-	-	-	-	-	-	-	1		
Table Tennis	-	-	-	-	-	-	1	-	-	4	-	-	-	-	5	0.3%	
Taekwondo	Taekwondo	9	1	-	-	5	2	-	1	1	-	-	-	-	19	21	1%
	Sparring	-	-	-	-	2	-	-	-	-	-	-	-	-	2		
Tennis	-	4	1	-	1	2	11	-	2	3	-	-	-	-	-	24	1%
Triathlon	Triathlon	2	-	1	-	2	7	1	-	2	-	-	-	-	15	25	1%
	Duathlon	3	-	2	-	1	1	-	-	3	-	-	-	-	10		
Volleyball	Volleyball	9	-	-	-	2	7	-	4	2	-	-	-	-	24	28	2%
	Beach	2	-	-	-	-	2	-	-	-	-	-	-	-	4		
Weightlifting	-	261	8	-	15	18	23	2	2	4	-	-	-	-	-	333	18%
Wrestling	Wrestling	25	2	-	1	13	6	-	1	5	-	-	-	-	53	71	4%
	Greco-Roman	4	-	-	-	2	4	-	-	-	-	-	-	-	10		
	Freestyle	2	-	-	-	1	3	-	-	-	-	-	-	-	6		
	Women's Freestyle	-	-	-	-	1	1	-	-	-	-	-	-	-	2		
TOTAL PER DRUG CLASS		810	76	75	75	212	324	12	81	173	0	9	0	1	1848		
% of Drug Class		44%	4%	4%	4%	11%	18%	1%	4%	9%	0%	0.5%	0%	0.1%			

* The Adverse Analytical Findings (AAFs) in this report are not to be confused with adjudicated or sanctioned Anti-Doping Rule Violations (ADRVs), as the figures given in this report may contain findings that underwent the Therapeutic Use Exemption (TUE) approval process or multiple findings on the same Athlete.

2015 Anti-Doping Testing Figures
Samples Analyzed and Reported by Accredited Laboratories in ADAMS

Table 86: Total AAFs* per Drug Class as Reported in AIOWF Sports

Sports	Discipline	Anabolic Agents	Peptide Hormones, Growth Factors and Related Substances	Beta-2 Agonists	Hormone and Metabolic Modulators	Diuretics and Other Masking Agents	Stimulants	Narcotics	Cannabinoids	Glucocorticoid- steroids	Alcohol	Beta- Blockers	Enhancement of Oxygen Transfer	Chemical and Physical Manipulation	sub total	Total Findings per Sport	% of total Findings
		S1.	S2.	S3.	S4.	S5.	S6.	S7.	S8.	S9.	P1.	P2.	M1.	M2.			
Biathlon	-	2	-	-	-	-	-	-	-	1	-	-	-	-	-	3	5%
Bobsleigh	-	1	-	-	-	-	1	-	-	-	-	-	-	-	-	2	3%
Curling	-	1	-	-	-	-	-	-	-	-	-	-	-	-	-	1	2%
Ice Hockey	Ice Hockey	2	-	5	-	2	15	-	4	4	-	-	-	-	32	38	60%
	Junior Ice Hockey	-	-	-	-	-	5	-	1	-	-	-	-	-	6		
Skating	Figure Skating	-	-	-	-	1	2	-	-	-	-	-	-	-	3	7	11%
	Speed Skating 1500m or less	-	-	-	-	-	2	-	-	-	-	-	-	-	2		
	Short Track	1	-	-	-	-	-	-	-	-	-	-	-	-	1		
Skiing	Synchronized Skating	-	-	-	-	-	-	-	-	1	-	-	-	-	1	12	19%
	Cross-Country	1	-	3	-	-	1	-	-	3	-	-	-	-	8		
	Ski Jumping	-	-	-	-	-	-	-	-	2	-	-	-	-	2		
	Freestyle	-	-	-	-	-	1	-	-	-	-	-	-	-	1		
	Snowboard	-	-	-	-	-	-	-	-	1	-	-	-	-	1		
TOTAL PER DRUG CLASS		8	0	8	0	3	27	0	5	12	0	0	0	0	63		
% of Drug Class		13%	0%	13%	0%	5%	43%	0%	8%	19%	0%	0%	0%	0%			

* The Adverse Analytical Findings (AAFs) in this report are not to be confused with adjudicated or sanctioned Anti-Doping Rule Violations (ADRVs), as the figures given in this report may contain findings that underwent the Therapeutic Use Exemption (TUE) approval process or multiple findings on the same Athlete.

2015 Anti-Doping Testing Figures
Samples Analyzed and Reported by Accredited Laboratories in ADAMS

Table 87: Total AAFs* per Drug Class as Reported in ARISF Sports

Sports	Discipline	Anabolic Agents	Peptide Hormones, Growth Factors and Related Substances and Mimetics	Beta-2 Agonists	Hormone and Metabolic Modulators	Diuretics and Other Masking Agents	Stimulants	Narcotics	Cannabinoids	Glucocorticosteroids	Alcohol	Beta-Blockers	Enhancement of Oxygen Transfer	Chemical and Physical Manipulation	sub total	Total Findings per Sport	% of total Findings
		S1.	S2.	S3.	S4.	S5.	S6.	S7.	S8.	S9.	P1.	P2.	M1.	M2.			
Air Sports	General Aviation	-	-	-	-	3	-	-	-	-	-	-	-	-	3	4	2%
	Rotorcraft	1	-	-	-	-	-	-	-	-	-	-	-	-	1		
American Football	-	13	-	4	-	1	3	-	3	-	-	-	-	-	-	24	11%
Automobile Sports	Automobile Sports	1	-	-	-	3	3	-	1	5	-	2	-	-	15	25	12%
	Rally	-	-	-	-	4	3	-	-	-	-	1	-	-	8		
	Karting	-	-	-	-	1	-	-	-	1	-	-	-	-	2		
Bandy	-	-	-	2	-	-	-	-	-	-	-	-	-	-	3	2	1%
Baseball	-	18	-	-	2	4	17	-	3	-	-	-	-	-	3	44	21%
Basque Pelota	-	4	-	-	-	-	1	-	-	-	-	-	-	-	-	5	2%
Billiards Sports	Billiards	-	-	-	-	-	2	-	-	-	-	2	-	-	4	7	3%
	Pool	-	-	-	-	3	-	-	-	-	-	-	-	-	3		
Boules Sports	Petanque	1	-	-	-	3	1	-	-	-	-	-	-	-	5	9	4%
	Lawn Bowl	-	-	-	-	2	2	-	-	-	-	-	-	-	4		
Chess	-	-	-	-	-	-	1	-	-	-	-	-	-	-	-	1	0.5%
Cricket	-	-	-	-	-	1	1	-	-	-	-	-	-	-	-	2	1%
DanceSport	DanceSport	2	-	-	1	-	2	-	-	-	-	-	-	-	5	7	3%
	Latin	-	-	-	-	1	-	-	-	-	-	-	-	-	1		
	Youth	-	-	1	-	-	-	-	-	-	-	-	-	-	1		
Floorball	-	-	-	1	-	-	-	-	-	1	-	-	-	-	-	2	1%
Karate	-	7	-	-	1	2	4	-	1	-	-	-	-	-	-	15	7%
Motorcycle Racing	Motocross	7	-	-	-	-	2	-	1	-	-	-	-	-	10	14	7%
	Road Racing	-	-	-	-	-	-	-	-	3	-	-	-	-	3		
	Track Racing	-	-	-	-	-	-	-	1	-	-	-	-	-	1		
Mountaineering and Climbing	-	-	-	-	-	-	-	-	1	-	-	-	-	-	-	1	0%
Orienteering	-	1	-	-	-	-	-	-	-	-	-	-	-	-	-	1	0%
Powerboating	Offshore	-	-	-	-	-	1	-	-	-	-	-	-	-	1	2	1%
	Powerboating	-	-	-	-	-	1	-	-	-	-	-	-	-	1		
Roller Sports	Inline Speed Skating Distance >1000m	-	1	-	-	2	-	-	-	-	-	-	-	-	3	6	3%
	Inline Hockey	-	-	-	-	-	1	-	1	-	-	-	-	-	2		
	Artistic	-	-	-	-	-	1	-	-	-	-	-	-	-	1		
Ski Mountaineering	-	-	-	1	-	1	-	-	-	-	-	-	-	-	-	2	1%
Softball	-	6	-	-	-	-	2	-	-	-	-	-	-	-	-	8	4%
Squash	-	3	-	-	-	-	-	-	-	4	-	-	-	-	-	7	3%
Sumo	-	1	-	-	1	1	2	-	-	-	-	-	-	-	-	5	2%
Surfing	-	-	-	-	-	-	1	-	1	-	-	-	-	-	-	2	1%
Tug of War	-	-	-	-	-	1	-	-	-	-	-	-	-	-	-	1	0.5%
Underwater Sports	Finswimming	-	-	-	-	-	-	-	-	2	-	-	-	-	2	4	2%
	Finswimming Pool	1	-	1	-	-	-	-	-	-	-	-	-	-	2		
Waterskiing	-	1	-	-	-	-	1	-	-	-	-	-	-	-	-	2	1%
Wushu	-	4	-	1	1	1	1	-	-	1	-	-	-	-	-	9	4%
TOTAL PER DRUG CLASS		71	1	10	7	33	54	0	13	17	0	5	0	0		211	
% of Drug Class		34%	0.5%	5%	3%	16%	26%	0%	6%	8%	0%	2%	0%	0%			

* The Adverse Analytical Findings (AAFs) in this report are not to be confused with adjudicated or sanctioned Anti-Doping Rule Violations (ADRVs), as the figures given in this report may contain findings that underwent the Therapeutic Use Exemption (TUE) approval process or multiple findings on the same Athlete.

2015 Anti-Doping Testing Figures
Samples Analyzed and Reported by Accredited Laboratories in ADAMS

Table 88: Total AAFs* per Drug Class as Reported in AIMS Sports

Sports	Discipline	Anabolic Agents	Peptide Hormones, Growth Factors and Related Substances	Beta-2 Agonists	Hormone and Metabolic Modulators	Diuretics and Other Masking Agents	Stimulants	Narcotics	Cannabinoids	Glucocorticosteroids	Alcohol	Beta-Blockers	Enhancement of Oxygen Transfer	Chemical and Physical Manipulation	sub total	Total Findings per Sport	% of total Findings
		S1.	S2.	S3.	S4.	S5.	S6.	S7.	S8.	S9.	P1.	P2.	M1.	M2.			
Bodybuilding	Bodybuilding	368	9	2	33	61	20	-	3	1	-	-	-	-	497	680	75%
	Fitness	138	-	-	7	31	3	-	2	-	-	-	-	-	181		
Casting	CrossFit	2	-	-	-	-	-	-	-	-	-	-	-	-	2	6	1%
	Fresh Water Sport Fishing	-	-	-	-	-	1	-	3	-	-	-	-	-	4		
	Casting	-	-	-	-	2	-	-	-	-	-	-	-	-	2		
Cheer	-	1	-	-	-	-	1	-	-	-	-	-	-	-	-	2	0.2%
Darts	-	-	-	-	-	-	2	-	-	-	-	1	-	-	-	3	0.3%
Draughts	-	-	-	-	1	-	-	-	-	-	-	-	-	-	-	1	0.1%
Kickboxing	Kickboxing	12	-	-	-	5	5	-	3	-	-	-	-	-	25	26	3%
	Full Contact	-	-	-	-	-	1	-	-	-	-	-	-	-	1		
Lacrosse	-	-	-	-	-	-	-	-	1	-	-	-	-	-	-	1	0.1%
Muaythai	-	3	-	1	-	6	6	-	-	1	-	-	-	-	-	17	2%
Powerlifting	Powerlifting	91	3	3	11	8	22	-	-	1	-	-	-	-	139	149	16%
	Bench Press	3	-	1	-	2	1	-	1	-	-	-	-	-	8		
	Force Athletique	1	-	-	-	-	-	1	-	-	-	-	-	-	2		
Sambo	-	10	-	-	-	6	-	-	-	-	-	-	-	-	-	16	2%
Savate	-	1	-	-	-	-	-	-	-	-	-	-	-	-	-	1	0.1%
Sepaktakraw	-	-	-	-	-	-	2	-	-	-	-	-	-	-	-	2	0.2%
Sleddog	-	1	-	-	-	-	-	-	-	-	-	-	-	-	-	1	0.1%
TOTAL PER DRUG CLASS		631	12	7	52	121	64	1	13	3	0	1	0	0	905		
% of Drug Class		70%	1%	1%	6%	13%	7%	0%	1%	0%	0%	0%	0%	0%			

* The Adverse Analytical Findings (AAFs) in this report are not to be confused with adjudicated or sanctioned Anti-Doping Rule Violations (ADRVs), as the figures given in this report may contain findings that underwent the Therapeutic Use Exemption (TUE) approval process or multiple findings on the same Athlete.

2015 Anti-Doping Testing Figures
Samples Analyzed and Reported by Accredited Laboratories in ADAMS

Table 89: Total AAFs* per Drug Class as Reported in IPC Sports and Sports for Athletes with an Impairment

Sports	Discipline	Anabolic Agents	Peptide Hormones, Growth Factors and Related Substances	Beta-2 Agonists	Hormone and Metabolic Modulators	Diuretics and Other Masking Agents	Stimulants	Narcotics	Cannabinoids	Glucocorticosteroids	Alcohol	Beta-Blockers	Enhancement of Oxygen Transfer	Chemical and Physical Manipulation	sub total	Total Findings per Sport	% of total Findings
		S1.	S2.	S3.	S4.	S5.	S6.	S7.	S8.	S9.	P1.	P2.	M1.	M2.			
Aquatics	IPC Swimming	1	-	-	-	2	-	-	-	-	-	-	-	-	-	3	2%
	IPC Athletics	13	-	1	-	2	-	-	1	2	-	-	-	-	19		
	IPC Combined Events	1	-	-	-	-	-	-	-	-	-	-	-	-	1		
Athletics	IPC Long Distance 3000m+	1	-	-	-	-	-	-	-	-	-	-	-	-	1	34	25%
	IPC Sprint 400m or less	4	-	-	-	2	2	2	-	-	-	-	-	-	10		
	IPC Throws	1	-	-	-	-	-	-	-	-	-	-	-	-	1		
	IPC Wheelchair Road Race	1	-	1	-	-	-	-	-	-	-	-	-	-	2		
Ice Sledge Hockey	IPC Ice Sledge Hockey	-	-	1	2	-	-	-	1	-	-	-	-	-	-	4	3%
Powerlifting	IPC Powerlifting	15	1	-	1	4	1	-	3	-	-	-	-	-	-	25	18%
Shooting	IPC Shooting	-	-	-	-	-	-	-	-	-	-	1	-	-	-	1	1%
Skiing	IPC Alpine	-	-	-	-	4	1	-	-	-	-	-	-	-	5	6	4%
	Para-Snowboard	-	-	-	-	-	-	1	-	-	-	-	-	-	1		
Aquatics	IBSA Swimming	-	-	-	1	-	1	-	-	-	-	-	-	-	-	2	1%
Archery	Para-Archery	-	-	-	-	1	2	-	-	-	-	2	-	-	-	5	4%
Athletics	CISS Athletics	-	-	-	-	-	2	-	1	-	-	-	-	-	3	4	3%
	IBSA Athletics	1	-	-	-	-	-	-	-	-	-	-	-	-	1		
Badminton	Para-Badminton	-	-	-	-	-	1	-	-	-	-	-	-	-	-	1	1%
Basketball	Wheelchair Basketball	-	-	-	-	-	-	-	1	-	-	-	-	-	-	1	1%
Canoe/Kayak	Para-Canoe Sprint	-	-	-	-	1	-	-	-	-	-	-	-	-	-	1	1%
Curling	Wheelchair Curling	-	-	-	-	2	-	3	-	-	-	-	-	-	-	5	4%
Cycling	Para-Cycling	2	-	-	-	1	1	-	-	-	-	-	-	-	4	8	6%
	Para-Cycling Road	4	-	-	-	-	-	-	-	-	-	-	-	-	4		
Equestrian	Para-Equestrian	1	-	-	1	-	-	-	-	-	-	-	-	-	-	2	1%
Football 5-a-Side	Para-Football 5-a-side	1	-	-	-	1	-	-	-	-	-	-	-	-	-	2	1%
Goalball	-	-	-	1	-	2	1	-	1	-	-	-	-	-	-	5	4%
Ice Hockey	CISS Ice Hockey	-	-	-	-	1	-	-	-	-	-	-	-	-	-	1	1%
Judo	Para-Judo	-	-	-	-	-	1	-	-	-	-	-	-	-	-	1	1%
Powerlifting	IBSA Powerlifting	10	-	-	-	-	-	-	-	-	-	-	-	-	-	10	7%
Rowing	Para-Rowing	1	-	-	-	-	-	-	-	2	-	-	-	-	-	3	2%
Table Tennis	Para-Table Tennis	-	-	-	-	4	1	-	2	-	-	-	-	-	-	7	5%
Tennis	Wheelchair Tennis	-	-	-	-	6	-	-	-	-	-	-	-	-	-	6	4%
Triathlon	Para-Triathlon	-	-	1	-	-	-	-	-	-	-	-	-	-	-	1	1%
TOTAL PER DRUG CLASS		57	1	5	5	33	14	6	10	4	0	3	0	0	138		
% of Drug Class		41%	1%	4%	4%	24%	10%	4%	7%	3%	0%	2%	0%	0%			

* The Adverse Analytical Findings (AAFs) in this report are not to be confused with adjudicated or sanctioned Anti-Doping Rule Violations (ADRVs), as the figures given in this report may contain findings that underwent the Therapeutic Use Exemption (TUE) approval process or multiple findings on the same Athlete.

2015 Anti-Doping Testing Figures
Samples Analyzed and Reported by Accredited Laboratories in ADAMS

Table 90: Total AAFs* per Drug Class in Other Sports - Code Signatories and Other Sports

Sports	Discipline	Anabolic Agents	Peptide Hormones, Growth Factors and Related Substances	Beta-2 Agonists	Hormone and Metabolic Modulators	Diuretics and Other Masking Agents	Stimulants	Narcotics	Cannabinoids	Glucocorticosteroids	Alcohol	Beta-Blockers	Enhancement of Oxygen Transfer	Chemical and Physical Manipulation	Sub total	Total Findings per Sport	% of total Findings
		S1.	S2.	S3.	S4.	S5.	S6.	S7.	S8.	S9.	P1.	P2.	M1.	M2.			
Arm Wrestling	-	25	1	-	1	3	1	-	-	-	-	-	-	-	-	31	12%
DanceSport	WDC DanceSport	-	-	-	-	-	1	-	-	-	-	-	-	-	-	1	0%
Kettlebell Lifting	-	-	-	-	1	-	1	-	-	-	-	-	-	-	-	2	1%
Kurash	-	4	-	-	1	-	-	-	-	-	-	-	-	-	-	5	2%
Rugby League	-	1	-	-	-	-	1	-	-	-	-	-	-	-	-	2	1%
Triathlon	Ironman	1	2	4	-	-	1	-	-	-	-	-	-	-	-	8	3%
American Football	University	6	-	-	-	-	1	-	-	-	-	-	-	-	7	10	4%
	Junior	-	-	1	-	-	2	-	-	-	-	-	-	-	3		
Athletics	University	1	-	-	2	-	-	-	-	-	-	-	-	-	3	7	3%
	Marathon Track and Field	1	-	-	-	-	-	-	-	-	-	-	-	-	1		
	University Long Distance 3000m+	1	-	-	-	-	-	-	-	-	-	-	-	-	1		
	University Middle Distance 800-1500m	1	-	-	-	-	-	-	-	-	-	-	-	-	1		
	University Sprint 400m or less	1	-	-	-	-	-	-	-	-	-	-	-	-	1		
Australian Rules Football	Australian Rules Football	2	-	1	-	-	-	-	-	-	-	-	-	-	-	3	1%
Baseball	Professional Baseball	1	-	-	-	-	-	-	-	-	-	-	-	-	-	1	0.4%
Basque Sports	-	-	-	1	-	-	-	-	-	-	-	-	-	-	-	1	0.4%
Bodybuilding	Physique Sports	19	-	-	2	8	-	-	-	-	-	-	-	-	29	64	24%
	FISAF Fitness	11	-	-	3	3	-	-	1	-	-	-	-	-	18		
	Natural Bodybuilding (R)	12	-	-	-	1	1	-	-	-	-	-	-	-	14		
	UIBBN Natural Bodybuilding	2	-	-	-	-	-	-	-	-	-	-	-	-	2		
	INBA Natural Bodybuilding	-	-	-	-	-	1	-	-	-	-	-	-	-	1		
Boxing	Professional Boxing	4	1	-	-	-	1	-	-	-	-	-	-	-	6	22	8%
	WBC Professional Boxing	1	-	1	-	1	1	-	-	2	-	-	-	-	6		
	WBF Professional Boxing	1	-	-	-	2	-	2	-	-	-	-	-	-	5		
	BDB Professional Boxing	4	-	-	-	-	-	-	-	-	-	-	-	-	4		
	WBA Professional Boxing	-	-	-	-	-	1	-	-	-	-	-	-	-	1		
Combat Sports	-	-	-	-	-	1	1	-	-	-	-	-	-	-	-	2	1%
Cycling	Amateur (R)	3	-	-	-	-	2	-	-	2	-	-	-	-	-	7	3%
Electronic Sports	e-sports	-	-	-	-	-	2	-	-	-	-	-	-	-	-	2	1%
Field Hockey	Ball Hockey	-	-	-	-	-	1	-	-	-	-	-	-	-	-	1	0.4%
Fistball	FICEP Fistball	-	-	-	-	1	-	-	-	-	-	-	-	-	-	1	0.4%
	AMF Futsal	-	-	-	-	-	-	-	-	1	-	-	-	-	1		
Football	Indoor Football (R)	-	-	-	-	-	1	-	-	-	-	-	-	-	1	3	1%
	University	-	-	-	-	-	1	-	-	-	-	-	-	-	1		
Gaelic Games	Football	1	-	-	-	-	-	-	-	-	-	-	-	-	-	1	0.4%
Horse Racing	-	-	-	-	-	-	2	-	-	-	-	1	-	-	-	3	1%
Ice Hockey	University	-	-	-	-	-	1	-	-	-	-	-	-	-	-	1	0.4%
Jiu-Jitsu	-	-	-	-	-	-	1	-	-	-	-	-	-	-	-	1	0.4%
Kabaddi	-	4	-	-	-	1	-	-	-	-	-	-	-	-	-	5	2%
Karate	Kyokushin	7	-	-	1	1	-	-	-	1	-	-	-	-	10	11	4%
	Kyokushin KWU	1	-	-	-	-	-	-	-	-	-	-	-	-	1		
Kickboxing	IKF-Kickboxing	-	-	-	-	-	1	-	-	-	-	-	-	-	-	1	0.4%
Kung Fu	-	-	-	-	-	-	1	-	-	-	-	-	-	-	-	1	0.4%

2015 Anti-Doping Testing Figures
Samples Analyzed and Reported by Accredited Laboratories in ADAMS

Table 90: Total AAFs* per Drug Class in Other Sports - Code Signatories and Other Sports - continued

Sports	Discipline	Anabolic Agents	Peptide Hormones, Growth Factors and Related Substances	Beta-2 Agonists	Hormone and Metabolic Modulators	Diuretics and Other Masking Agents	Stimulants	Narcotics	Cannabinoids	Glucocorticoid- steroids	Alcohol	Beta- Blockers	Enhancement of Oxygen Transfer	Chemical and Physical Manipulation	Sub total	Total Findings per Sport	% of total Findings
		S1.	S2.	S3.	S4.	S5.	S6.	S7.	S8.	S9.	P1.	P2.	M1.	M2.			
Mixed Martial Arts	Mixed Martial Arts	4	3	1	-	1	3	-	-	-	-	-	-	-	12	15	6%
	Shooto	1	-	-	-	-	2	-	-	-	-	-	-	-	3		
Motoball	-	-	-	-	-	-	2	-	-	-	-	-	-	-	-	2	1%
Powerlifting	WDFPF Powerlifting	18	-	-	2	1	1	-	-	-	-	-	-	-	-	22	8%
Rafting	-	-	-	-	-	-	2	-	1	-	-	-	-	-	-	3	1%
Other Rugby	Rugby League (R)	11	1	1	-	1	4	-	-	-	-	-	-	-	18	19	7%
	Touch Football (R)	-	-	-	-	-	1	-	-	-	-	-	-	-	1		
Shooting	Ball-Trap	-	-	-	-	-	1	-	-	-	-	-	-	-	-	1	0.4%
Skiing	University Cross Country	1	-	-	-	-	-	-	-	-	-	-	-	-	-	1	0.4%
Strongman	-	-	-	-	-	1	-	-	-	-	-	-	-	-	-	1	0.4%
VA'A	Outrigger (Sprint)	-	-	-	-	-	-	-	3	-	-	-	-	-	-	3	1%
Volleyball	Professional Volleyball	-	-	-	-	-	2	-	-	-	-	-	-	-	-	2	1%
Weightlifting	University	1	-	-	-	-	-	-	-	-	-	-	-	-	-	1	0.4%
TOTAL PER DRUG CLASS		151	8	10	13	26	45	2	5	6	0	1	0	0	267		
% of Drug Class		57%	3%	4%	5%	10%	17%	1%	2%	2%	0%	0.4%	0%	0%			

* The Adverse Analytical Findings (AAFs) in this report are not to be confused with adjudicated or sanctioned Anti-Doping Rule Violations (ADRVs), as the figures given in this report may contain findings that underwent the Therapeutic Use Exemption (TUE) approval process or multiple findings on the same Athlete.



2015 Anti-Doping Testing Figures by Testing Authority

Table of Contents

Total Samples Analyzed

- Table 1 : SUMMARY - Total Samples by Testing Authority (TA) Category
- Table 2 : Total Samples by TA Category - ASOIF member International Federations
- Table 3 : Total Samples by TA Category - AIOWF member International Federations
- Table 4 : Total Samples by TA Category - ARISF member International Federations
- Table 5 : Total Samples by TA Category - AIMS member International Federations
- Table 6 : Total Samples by TA Category - National Anti-Doping Organizations (NADOs)
- Table 7 : Total Samples by TA Category - Regional Anti-Doping Organizations (RADOs)
- Table 8 : Total Samples by TA Category - Other ADOs which are Code Signatories
- Table 9 : Total Samples by TA Category - Multi-Sports Organizations and Events
- Table 10 : Total Samples by TA Category - National Olympic Committees (NOCs)
- Table 11 : Total Samples by TA Category - Other Sport Organizations
- Table 12 : Total Samples by TA Category - Regional Sport Organizations
- Table 13 : Total Samples by TA Category - National Federations (NFs)

Tests Conducted

- Table 14 : GC/C/IRMS Tests Conducted per Testing Authority (Urine)
- Table 15 : ESA Tests Conducted per Testing Authority (Urine)
- Table 16 : ESA Tests Conducted per Testing Authority (Blood)
- Table 17 : GHRF (GHS/GHRP) Tests Conducted per Testing Authority (Urine)
- Table 18 : GHRF (GHRH) Tests Conducted per Testing Authority (Urine)
- Table 19 : GnRH Tests Conducted per Testing Authority (Urine)
- Table 20 : Insulin Tests Conducted per Testing Authority (Urine and Blood))
- Table 21 : IGF-1 Analogs Tests Conducted per Testing Authority (Urine and Blood)
- Table 22 : hGH Isoforms Tests Conducted per Testing Authority (Blood)
- Table 23 : hGH Biomarkers Tests Conducted per Testing Authority (Blood)
- Table 24 : HBT (Transfusion) Tests Conducted per Testing Authority (Blood)
- Table 25 : HBOC Tests Conducted per Testing Authority (Blood)

Table of Contents

Sports Governed by ASOIF IFs:

Table 26 :	ASOIF Sport - Aquatics
Table 27 :	ASOIF Sport - Archery
Table 28 :	ASOIF Sport - Athletics
Table 29 :	ASOIF Sport - Badminton
Table 30 :	ASOIF Sport - Basketball
Table 31 :	ASOIF Sport - Boxing
Table 32 :	ASOIF Sport - Canoe / Kayak
Table 33 :	ASOIF Sport - Cycling
Table 34 :	ASOIF Sport - Equestrian Sports
Table 35 :	ASOIF Sport - Fencing
Table 36 :	ASOIF Sport - Field Hockey
Table 37 :	ASOIF Sport - Football
Table 38 :	ASOIF Sport - Golf
Table 39 :	ASOIF Sport - Gymnastics
Table 40 :	ASOIF Sport - Handball
Table 41 :	ASOIF Sport - Judo
Table 42 :	ASOIF Sport - Modern Pentathlon
Table 43 :	ASOIF Sport - Rowing
Table 44 :	ASOIF Sport - Rugby
Table 45 :	ASOIF Sport - Sailing
Table 46 :	ASOIF Sport - Shooting
Table 47 :	ASOIF Sport - Table Tennis
Table 48 :	ASOIF Sport - Taekwondo
Table 49 :	ASOIF Sport - Tennis
Table 50 :	ASOIF Sport - Triathlon
Table 51 :	ASOIF Sport - Volleyball
Table 52 :	ASOIF Sport - Weightlifting
Table 53 :	ASOIF Sport - Wrestling

Sports Governed by AIOWF IFs:

Table 54 :	AIOWF Sport - Biathlon
Table 55 :	AIOWF Sport - Bobsleigh
Table 56 :	AIOWF Sport - Curling
Table 57 :	AIOWF Sport - Ice Hockey
Table 58 :	AIOWF Sport - Luge
Table 59 :	AIOWF Sport - Skating
Table 60 :	AIOWF Sport - Skiing

Table of Contents

Sports Governed by ARISF IFs:

Table 61 : ARISF Sport - Air Sports
Table 62 : ARISF Sport - American Football
Table 63 : ARISF Sport - Automobile
Table 64 : ARISF Sport - Bandy
Table 65 : ARISF Sport - Baseball
Table 66 : ARISF Sport - Basque Pelota
Table 67 : ARISF Sport - Billiards Sports
Table 68 : ARISF Sport - Boules Sports
Table 69 : ARISF Sport - Bowling
Table 70 : ARISF Sport - Bridge
Table 71 : ARISF Sport - Chess
Table 72 : ARISF Sport - Cricket
Table 73 : ARISF Sport - DanceSport
Table 74 : ARISF Sport - Floorball
Table 75 : ARISF Sport - Flying Disc
Table 76 : ARISF Sport - Karate
Table 77 : ARISF Sport - Korfball
Table 78 : ARISF Sport - Life Saving
Table 79 : ARISF Sport - Motorcycle Racing
Table 80 : ARISF Sport - Mountaineering and Climbing
Table 81 : ARISF Sport - Netball
Table 82 : ARISF Sport - Orienteering
Table 83 : ARISF Sport - Polo
Table 84 : ARISF Sport - Powerboating
Table 85 : ARISF Sport - Racquetball
Table 86 : ARISF Sport - Roller Sports
Table 87 : ARISF Sport - Ski Mountaineering
Table 88 : ARISF Sport - Softball
Table 89 : ARISF Sport - Sport Climbing
Table 90 : ARISF Sport - Squash
Table 91 : ARISF Sport - Sumo
Table 92 : ARISF Sport - Surfing
Table 93 : ARISF Sport - Tug of War
Table 94 : ARISF Sport - Underwater Sports
Table 95 : ARISF Sport - Water Skiing
Table 96 : ARISF Sport - Wushu

Table of Contents

Sports Governed by AIMS IFs:

Table 97 :	AIMS Sport - Aikido
Table 98 :	AIMS Sport - Bodybuilding
Table 99 :	AIMS Sport - Casting
Table 100 :	AIMS Sport - Cheer
Table 101 :	AIMS Sport - Darts
Table 102 :	AIMS Sport - Dragon Boat
Table 103 :	AIMS Sport - Draughts
Table 104 :	AIMS Sport - Fistball
Table 105 :	AIMS Sport - Go
Table 106 :	AIMS Sport - Icestocksport
Table 107 :	AIMS Sport - Ju-Jitsu
Table 108 :	AIMS Sport - Kendo
Table 109 :	AIMS Sport - Kickboxing
Table 110 :	AIMS Sport - Lacrosse
Table 111 :	AIMS Sport - Minigolf
Table 112 :	AIMS Sport - Muaythai
Table 113 :	AIMS Sport - Powerlifting
Table 114 :	AIMS Sport - Sambo
Table 115 :	AIMS Sport - Savate
Table 116 :	AIMS Sport - Sepaktakraw
Table 117 :	AIMS Sport - Sleddog
Table 118 :	AIMS Sport - Soft Tennis

Sports Governed by the IPC:

Table 119 :	IPC Sport - Aquatics <i>(IPC Swimming, IPC Swimming Middle Distance 200-400m, IPC Swimming Long Distance 800m+)</i>
Table 120 :	IPC Sport - Athletics <i>(IPC Athletics, IPC Sprint 400m or less, IPC Throws, IPC Wheelchair Road Race, IPC Middle Distance 800-1500m, IPC Long Distance 3000m+, IPC Jumps, IPC Combined Events)</i>
Table 121 :	IPC Sport - DanceSport - IPC Wheelchair Dance Sport
Table 122 :	IPC Sport - IPC Ice Sledge Hockey
Table 123 :	IPC Sport - IPC Powerlifting
Table 124 :	IPC Sport - IPC Shooting
Table 125 :	IPC Sport - Skiing <i>(IPC Alpine, IPC Biathlon (R), IPC Cross-Country, IPC Cross-Country Sprint/Short Distance, IPC Cross-Country Middle/Long Distance, Para-snowboard)</i>

Table of Contents

Sports for Athletes with an Impairment

Table 126	: Sports for Athletes with an Impairment - Aquatics (CISS, IBSA, INAS)
Table 127	: Sports for Athletes with an Impairment - Archery (Para-Archery)
Table 128	: Sports for Athletes with an Impairment - Arm Wrestling (Para-Arm Wrestling)
Table 129	: Sports for Athletes with an Impairment - Athletics (CISS, CSPIRA, IBSA, INAS)
Table 130	: Sports for Athletes with an Impairment - Badminton (Para-Badminton, CISS Badminton)
Table 131	: Sports for Athletes with an Impairment - Basketball (Wheelchair, CISS, ID, INAS-FID)
Table 132	: Sports for Athletes with an Impairment - Boccia (Para-Boccia)
Table 133	: Sports for Athletes with an Impairment - Bowls (Para-Bowls)
Table 134	: Sports for Athletes with an Impairment - Canoe / Kayak (Para-Canoe Sprint)
Table 135	: Sports for Athletes with an Impairment - Curling (Para-Curling, CISS)
Table 136	: Sports for Athletes with an Impairment - Cycling (Para-Cycling, CISS)
Table 137	: Sports for Athletes with an Impairment - Equestrian (Para-Equestrian)
Table 138	: Sports for Athletes with an Impairment - Fencing (Wheelchair Fencing)
Table 139	: Sports for Athletes with an Impairment - Football (CISS)
Table 140	: Sports for Athletes with an Impairment - Football 5-a-Side
Table 141	: Sports for Athletes with an Impairment - Football 7-a-Side
Table 142	: Sports for Athletes with an Impairment - Goalball
Table 143	: Sports for Athletes with an Impairment - Handball (Para-Handball and CISS)
Table 144	: Sports for Athletes with an Impairment - Ice Hockey (CISS)
Table 145	: Sports for Athletes with an Impairment - Judo (CISS, Para-Judo)
Table 146	: Sports for Athletes with an Impairment - Powerlifting (IBSA)
Table 147	: Sports for Athletes with an Impairment - Rowing (Para-Rowing)
Table 148	: Sports for Athletes with an Impairment - Rugby (Wheelchair Rugby)
Table 149	: Sports for Athletes with an Impairment - Sailing (Para-Sailing)
Table 150	: Sports for Athletes with an Impairment - Shooting (CISS)
Table 151	: Sports for Athletes with an Impairment - Skiing (CISS, IBSA)
Table 152	: Sports for Athletes with an Impairment - Sport Climbing (Para-Climbing)
Table 153	: Sports for Athletes with an Impairment - Table Tennis (Para-Table Tennis)
Table 154	: Sports for Athletes with an Impairment - Taekwondo (Para-Taekwondo)
Table 155	: Sports for Athletes with an Impairment - Tennis (CISS, INAS, Wheelchair Tennis)
Table 156	: Sports for Athletes with an Impairment - Triathlon (Para-Triathlon)
Table 157	: Sports for Athletes with an Impairment - Sitting Volleyball
Table 158	: Sports for Athletes with an Impairment - Wrestling (CISS)

Other Sports - Code Signatories

Table 159	: Other Sports - Code Signatories - Arm Wrestling
Table 160	: Other Sports - Code Signatories - Bowls
Table 161	: Other Sports - Code Signatories - WDC Dance Sport
Table 162	: Other Sports - Code Signatories - Karate (Shinkyokushin WKO)
Table 163	: Other Sports - Code Signatories - Kettlebell Lifting
Table 164	: Other Sports - Code Signatories - Kurash
Table 165	: Other Sports - Code Signatories - Rugby League
Table 166	: Other Sports - Code Signatories - ITF Taekwondo
Table 167	: Other Sports - Code Signatories - Ironman Triathlon

Terms and Abbreviations

IC	In-Competition
OOO	Out-of-Competition
Sample	Any biological material collected for the purposes of Doping Control*
AAF	Adverse Analytical Finding
ATF	Atypical Finding

GC/C/IRMS	Gas Chromatograph/Carbon/Isotope Ratio Mass Spectrometry (e.g. "IRMS")
ESA	Erythropoiesis Stimulating Agent**
hGH	Human Growth Hormone Isoform Differential Immunoassays
hGH Biomarkers	Human Growth Hormone Biomarkers
GHRF(GHS/GHRP)	Growth Hormone Releasing Factors (Growth Hormone Secretagogues/GH-Releasing Peptides)
GHRF(GHRH)	Growth Hormone Releasing Factors (Growth Hormone Releasing Hormone)
GnRH	Gonadotrophin Releasing Hormones
HBT	Homologous Blood Transfusion
HBOC	Haemoglobin Based Oxygen Carrier
IGF-I	Insulin-like Growth Factor-I (and its analogues)
ABP	Athlete Biological Passport

IOC	International Olympic Committee
ASOIF	Association of Summer Olympic International Sports Federations
AIOWF	Association of International Olympic Winter Sports Federations
ARISF	Association of IOC Recognized International Sports Federations
AIMS	Alliance of Independent Members of SportAccord
NADO	National Anti-Doping Organization
RADO	Regional Anti-Doping Organization
NOC	National Olympic Committee
MEO	Multi-Sports Organizations and Events
IF	International Federation
NF	National Federation
IPC	International Paralympic Committee***

ADAMS	Anti-Doping Administration and Management System
TA	Testing Authority
SCA	Sample Collection Authority

-	a "dash" represents "0" (no data) in tables compiling the number of Samples, ATFs or AAFs
----------	---

(R)	A discipline which is discontinued in ADAMS based on request of the governing IF, being an event under an existing discipline or being no longer necessary for administrative purposes
--------------	--

* Biological material limited to urine and blood in this report

** Including recombinant erythropoietins (i.e. epoetins) and their analogues (e.g. darbepoetin, pegserpoetin, peginesatide, CERA, EPO-Fc)

*** Limited to sports/disciplines under the governance of the IPC (others are compiled under the category "Sports for Athletes with an Impairment")

Table 1: SUMMARY

Total Samples by Testing Authority* (TA) Category

Testing Authority Category	N° of TAs	Urine		Blood		Total Samples	% of total
		Samples	%AAF	Samples	% AAF		
National Anti-Doping Organization	106	145,672	1.17%	10,589	0.10%	156,261	68%
ASOIF member International Federation	28	29,546	0.98%	2,865	0.07%	32,411	14%
National Federation**	60	13,385	1.14%	106	-	13,491	6%
Regional Sport Organization	53	8,945	0.77%	607	-	9,552	4%
AOIWF member International Federation	7	3,364	0.36%	439	-	3,803	2%
Other Sport Organization	58	3,637	3.12%	90	-	3,727	2%
Other Sport Organizations - Code Signatories	13	2,907	1.31%	360	-	3,267	1%
ARISF member International Federation	33	2,014	1.09%	43	-	2,057	1%
Multi-Sport Organizations and Events	4	1,692	1.78%	321	-	2,013	1%
Regional Anti-Doping Organization	14	1,857	1.78%	0	-	1,857	0.8%
AIMS member International Federation	20	884	8.00%	26	-	910	0.4%
National Olympic Committee	7	63	6.35%	0	-	63	0.03%
TOTALS	403	213,966		15,446		229,412	

IC and OOC Samples by Testing Authority* (TA) Category

Testing Authority Category	Urine				Blood			
	IC Samples	%AAF	OOC Samples	%AAF	IC Samples	%AAF	OOC Samples	%AAF
National Anti-Doping Organization	75,804	1.7%	69,868	0.6%	2,562	0.08%	8,027	0.01%
ASOIF member International Federation	19,800	1.1%	9,746	0.7%	960	-	1,905	0.10%
National Federation**	12,567	1.1%	818	1.8%	87	-	19	-
Regional Sport Organization	8,354	0.8%	591	-	300	-	307	-
AOIWF member International Federation	2,211	0.5%	1,153	0.1%	74	-	365	-
Other Sport Organization	3,115	2.6%	522	2.1%	21	-	69	-
Other Sport Organizations - Code Signatories	2,496	1.4%	411	0.5%	129	-	231	-
ARISF member International Federation	1,394	1.6%	620	-	7	-	36	-
Multi-Sport Organizations and Events	1,691	1.8%	1	-	312	-	9	-
Regional Anti-Doping Organization	666	2.6%	1,191	1.3%	-	-	-	-
AIMS member International Federation	695	9.8%	189	1.6%	8	-	18	-
National Olympic Committee	50	6.0%	13	7.7%	-	-	-	-
	128,843		85,123		4,460		10,986	

* Testing Authority (TA) names appear in this report as entered by the respective Anti-Doping Organizations (ADOs) in ADAMS

** Note: Although National Federations (NFs) themselves are not signatories to the World Anti-Doping Code and therefore not entitled to authorize testing independently, the rules of some National Anti-Doping Organizations (NADOs) and International Sport Federations (IFs) may delegate testing authority to these bodies. Tests attributed to NFs therefore may in some instances be a part of NADO or IF programs.

2015 Anti-Doping Testing Figures
Samples Analyzed and Reported by Accredited Laboratories in ADAMS

Table 2: Total Samples by TA Category - ASOIF member International Federations

ASOIF member International Federations	ADAMS ADO Code	Urine						Blood						Total		
		Samples	IC ATF	AAF	Samples	IC ATF	AAF	Samples	IC ATF	AAF	Samples	IC ATF	AAF	Samples	% ATF	% AAF
International Cycling Union	UCI	4705	20	47	2947	30	5	237	-	-	46	-	1	7935	0.6%	0.7%
International Association of Athletics Federations	IAAF	2386	63	14	2018	29	29	-	-	-	304	-	1	4708	2.0%	0.9%
International Tennis Federation	ITF	1936	1	12	513	6	5	164	-	-	868	-	-	3481	0.2%	0.5%
World Rugby	World Rugby	918	11	7	1621	74	-	19	-	-	438	-	-	2996	2.8%	0.2%
International Swimming Federation	FINA	1093	3	12	827	-	2	231	-	-	10	-	-	2161	0.1%	0.6%
International Weightlifting Federation	IWF	1023	3	48	520	-	25	165	-	-	48	-	-	1756	0.2%	4.2%
International Federation of Football Associations	FIFA	1121	11	3	99	-	-	35	-	-	-	-	-	1255	0.9%	0.2%
United World Wrestling	UWW	772	9	10	228	1	1	-	-	-	7	-	-	1007	1.0%	1.1%
International Triathlon Union	ITU	604	2	1	66	-	-	68	-	-	22	-	-	760	0.3%	0.1%
International Volleyball Federation	FIVB	380	-	2	145	3	-	4	-	-	103	-	-	632	0.5%	0.3%
International Judo Federation	IJF	625	15	4	4	-	-	-	-	-	-	-	-	629	2.4%	0.6%
International Basketball Federation	FIBA	529	7	21	49	1	-	13	-	-	6	-	-	597	1.3%	3.5%
International Shooting Sport Federation	ISSF	492	3	1	25	-	-	-	-	-	-	-	-	517	0.6%	0.2%
International Fencing Federation	FIE	414	4	3	31	-	-	6	-	-	-	-	-	451	0.9%	0.7%
Badminton World Federation	BWF	356	3	-	79	2	-	2	-	-	7	-	-	444	1.1%	-
World Taekwondo Federation	WTF	411	5	11	17	-	-	-	-	-	-	-	-	428	1.2%	2.6%
International Boxing Association	AIBA	409	4	3	1	-	-	-	-	-	-	-	-	410	1.0%	0.7%
International Rowing Federation	FISA	141	-	4	162	4	1	-	-	-	16	-	-	319	1.3%	1.6%
International Gymnastics Federation	FIG	254	-	5	39	-	-	-	-	-	1	-	-	294	-	1.7%
International Handball Federation	IHF	241	-	-	48	-	-	-	-	-	-	-	-	289	-	-
International Hockey Federation	FIH	168	2	-	63	-	-	10	-	-	10	-	-	251	0.8%	-
International Canoe Federation	ICF	167	-	5	63	-	-	3	-	-	6	-	-	239	-	2.1%
World Archery Federation	WA	181	1	5	42	-	-	-	-	-	-	-	-	223	0.4%	2.2%
International Modern Pentathlon Union	UIPM	169	-	-	40	-	-	3	-	-	2	-	-	214	-	-
International Table Tennis Federation	ITTF	152	-	2	37	-	-	-	-	-	1	-	-	190	-	1.1%
World Sailing	WS	98	-	-	53	-	-	-	-	-	10	-	-	161	-	-
International Equestrian Federation	FEI	55	-	-	9	-	-	-	-	-	-	-	-	64	-	-
		19,800	167	220	9,746	150	68	960	-	-	1,905	-	2	32,411	1.0%	0.9%

Table 3: Total Samples by TA Category - AIOWF member International Federations

AIOWF member International Federations	ADAMS ADO Code	Urine						Blood						Total		
		Samples	IC ATF	AAF	Samples	IC ATF	AAF	Samples	IC ATF	AAF	Samples	IC ATF	AAF	Samples	% ATF	% AAF
International Ski Federation	FIS	623	1	5	606	5	-	49	-	-	311	-	-	1589	0.4%	0.3%
International Skating Union	ISU	784	3	2	179	1	-	25	-	-	22	-	-	1010	0.4%	0.2%
International Biathlon Union	IBU	418	-	1	207	-	-	-	-	-	19	-	-	644	-	0.2%
International Ice Hockey Federation	IIHF	232	-	2	56	-	-	-	-	-	-	-	-	288	-	0.7%
International Bobsleigh and Skeleton Federation	IBSF	63	-	-	60	-	-	-	-	-	13	-	-	136	-	-
World Curling Federation	WCF	45	-	1	34	-	1	-	-	-	-	-	-	79	-	2.5%
International Luge Federation	FIL	46	-	-	11	-	-	-	-	-	-	-	-	57	-	-
		2,211	4	11	1,153	6	1	74	-	-	365	-	-	3,803	0.3%	0.3%

2015 Anti-Doping Testing Figures
Samples Analyzed and Reported by Accredited Laboratories in ADAMS

Table 4: Total Samples by TA Category - ARISF member International Federations

ARISF member International Federations	ADAMS ADO Code	Urine						Blood						Total		
		IC Samples	ATF	AAF	OOC Samples	ATF	AAF	IC Samples	ATF	AAF	OOC Samples	ATF	AAF	Samples	% ATF	% AAF
International Cricket Council	ICC	161	2	1	247	-	-	-	-	-	-	-	408	0.5%	0.2%	
International Motorcycling Federation	FIM	96	-	-	22	-	-	3	-	-	11	-	132	-	-	
International Automobile Federation	FIA	115	-	5	9	-	-	-	-	-	6	-	130	-	3.8%	
International Roller Sports Federation	FIRS	113	1	1	9	-	-	1	-	-	2	-	125	0.8%	0.8%	
World Underwater Federation	CMAS	99	2	-	24	-	-	-	-	-	1	-	124	1.6%	-	
International Surfing Association	ISA	77	-	1	13	-	-	-	-	-	-	-	90	-	1.1%	
International Floorball Federation	IFF	55	-	1	26	-	-	-	-	-	6	-	87	-	1.1%	
International Federation of Sport Climbing	IFSC	67	-	-	17	-	-	-	-	-	-	-	84	-	-	
International Waterski & Wakeboard Federation	IWWF	64	-	-	18	-	-	1	-	-	-	-	83	-	-	
World Baseball Softball Confederation	WBSC	57	4	3	26	5	-	-	-	-	-	-	83	10.8%	3.6%	
International Wushu Federation	IWUF	39	-	1	40	3	-	-	-	-	1	-	80	3.8%	1.3%	
World Karate Federation	WKF	56	1	1	21	-	-	2	-	-	-	-	79	1.3%	1.3%	
International Orienteering Federation	IOF	64	-	-	2	-	-	-	-	-	-	-	66	-	-	
International Sumo Federation	IFS-Sumo	38	2	1	21	1	-	-	-	-	-	-	59	5.1%	1.7%	
International Ski Mountaineering Federation	ISMF	34	-	2	21	-	-	-	-	-	3	-	58	-	3.4%	
World DanceSport Federation	WDSF	56	-	2	-	-	-	-	-	-	-	-	56	-	3.6%	
World Air Sports Federation	FAI	33	-	1	14	-	-	-	-	-	-	-	47	-	2.1%	
World Squash Federation	WSF	6	-	-	39	-	-	-	-	-	2	-	47	-	-	
International Powerboating Union	UIM	25	-	-	8	-	-	-	-	-	-	-	33	-	-	
International Federation of Basque Pelota	FIPV	31	-	-	-	-	-	-	-	-	-	-	31	-	-	
International Climbing and Mountaineering Federation	UIAA	24	-	-	4	-	-	-	-	-	-	-	28	-	-	
International Federation of Bandy	FIB	20	-	-	3	-	-	-	-	-	-	-	23	-	-	
Tug of War International Federation	TWIF	7	-	1	12	-	-	-	-	-	-	-	19	-	5.3%	
International Federation of American Football	IFAF	15	-	-	-	-	-	-	-	-	-	-	15	-	-	
World Chess Federation	FIDE	11	-	-	1	-	-	-	-	-	-	-	12	-	-	
International Netball Federation	INF	4	-	-	6	-	-	-	-	-	2	-	12	-	-	
International Life Saving Federation	ILSF	2	-	-	8	-	-	-	-	-	-	-	10	-	-	
World Bridge Federation	WBF	10	-	-	-	-	-	-	-	-	-	-	10	-	-	
World Confederation of Billiards Sports	WCBS	8	1	1	-	-	-	-	-	-	-	-	8	12.5%	12.5%	
World Bowling	WTBA	4	-	-	4	-	-	-	-	-	-	-	8	-	-	
World Flying Disc Federation	WFDF	3	-	-	3	-	-	-	-	-	-	-	6	-	-	
International Korfball Federation	IKF	-	-	-	2	-	-	-	-	-	2	-	4	-	-	
International Racquetball Federation	IRF	-	-	-	-	-	-	-	-	-	-	-	0	-	-	
		1,394	13	22	620	9	-	7	-	-	36	-	2,057	1.1%	1.1%	

2015 Anti-Doping Testing Figures
Samples Analyzed and Reported by Accredited Laboratories in ADAMS

Table 5: Total Samples by TA Category - AIMS member International Federations

AIMS member International Federations	ADAMS ADO Code	Urine						Blood						Total		
		IC ATF	AAF	IC ATF	AAF	IC ATF	AAF	IC ATF	AAF	IC ATF	AAF	IC ATF	AAF	Total Samples	% ATF	% AAF
International Powerlifting Federation	IPF	226	-	7	56	-	2	-	-	-	12	-	-	294	-	3.1%
International Federation of Sambo	FIAS	160	3	7	40	1	-	8	-	-	2	-	-	210	1.9%	3.3%
International Federation of Bodybuilding and Fitness	IFBB	120	-	48	10	-	1	-	-	-	-	-	-	130	-	37.7%
International Federation Icestocksport	IFI	26	-	-	8	-	-	-	-	-	-	-	-	34	-	-
International Lacrosse Federation	FILx	14	-	-	18	-	-	-	-	-	-	-	-	32	-	-
International Cheer Union	ICU	30	-	1	-	-	-	-	-	-	-	-	-	30	-	3.3%
World Association of Kickboxing Organizations	WAKO	7	-	1	15	-	-	-	-	-	3	-	-	25	-	4.0%
International Dragon Boat Federation	IDBF	7	-	-	13	-	-	-	-	-	-	-	-	20	-	-
International Soft Tennis Federation	ISTF	20	-	-	-	-	-	-	-	-	-	-	-	20	-	-
International Savate Federation	FIS-Savate	10	-	1	8	-	-	-	-	-	-	-	-	18	-	5.6%
International Sepaktakraw Federation	ISTAF	16	-	-	-	-	-	-	-	-	-	-	-	16	-	-
International Federation of Sleddog Sports	IFSS	14	-	1	-	-	-	-	-	-	-	-	-	14	-	7.1%
International Kendo Federation	FIK	6	-	-	6	-	-	-	-	-	-	-	-	12	-	-
World Draughts Federation	FMJD	7	-	1	5	-	-	-	-	-	-	-	-	12	-	8.3%
Ju-Jitsu International Federation	JJIF	12	1	1	-	-	-	-	-	-	-	-	-	12	8.3%	8.3%
World Minigolf Sport Federation	WMF	9	-	-	2	-	-	-	-	-	-	-	-	11	-	-
International Fistball Association	IFA	4	-	-	4	-	-	-	-	-	1	-	-	9	-	-
International Federation of Muaythai Amateur	IFMA	-	-	-	4	-	-	-	-	-	-	-	-	4	-	-
International Go Federation	IGF-Go	4	-	-	-	-	-	-	-	-	-	-	-	4	-	-
International Casting Sport Federation	ICSF	3	-	-	-	-	-	-	-	-	-	-	-	3	-	-
		695	4	68	189	1	3	8	-	-	18	-	-	910	0.5%	7.8%

Table 6: Total Samples by TA Category - National Anti-Doping Organizations (NADOs)

NADOs	ADAMS ADO Code	Urine						Blood						Total		
		IC Samples	ATF	AAF	IC Samples	ATF	AAF	IC Samples	ATF	AAF	IC Samples	ATF	AAF	Samples	% ATF	% AAF
China Anti-Doping Agency	CHINADA	4671	174	10	8504	363	33	175	1	-	452	2	-	13802	3.9%	0.3%
German National Anti-Doping Agency	NADA	4072	2	38	7953	1	4	267	-	-	1254	-	-	13546	0.0%	0.3%
Russian National Anti-Doping Organization	RUSADA	5506	13	104	5985	-	42	229	2	-	816	-	1	12536	0.1%	1.2%
US Anti-Doping Agency	USADA	2363	8	54	4510	4	23	81	-	-	593	-	-	7547	0.2%	1.0%
French Anti-Doping Agency	AFLD-NADO	4217	17	117	2369	1	7	395	-	-	160	-	-	7141	0.3%	1.7%
UK Anti-Doping	UKAD	2932	3	29	2335	1	19	283	-	-	423	-	-	5973	0.1%	0.8%
Italian National Anti-Doping Agency	NADO ITALIA	3675	3	31	1348	1	2	163	-	1	191	-	-	5377	0.1%	0.6%
National Anti Doping Agency -India	IND-NADO	3123	-	97	1611	-	13	177	-	-	251	-	-	5162	-	2.1%
Japan Anti-Doping Agency	JADA	3580	146	12	1170	28	1	23	-	-	54	-	-	4827	3.6%	0.3%
Australian Sports Anti-Doping Authority	ASADA	1453	39	17	2623	109	8	50	-	-	505	-	-	4631	3.2%	0.5%
Spain National Anti-Doping Agency	ESP-NADO	2816	48	35	1235	8	10	110	-	-	309	-	-	4470	1.3%	1.0%
Portugal Anti-Doping Agency	ADoP	2866	1	42	639	-	-	-	-	-	56	-	-	3561	0.0%	1.2%
Swedish Sports Confederation	RF	925	-	15	2305	2	24	-	-	-	62	-	-	3292	0.1%	1.2%
Poland Commission Against Doping in Sports	PANDA	1463	31	34	1187	35	6	56	-	-	259	2	-	2965	2.3%	1.3%
Romanian National Anti-Doping Agency	ANAD-Romania	1526	-	6	1236	1	8	16	-	-	173	-	-	2951	0.0%	0.5%
Korea Anti-Doping Agency	KADA	1500	4	19	1314	6	29	50	-	1	20	-	-	2884	0.3%	1.7%
Canadian Centre for Ethics in Sport	CCES	882	4	24	1771	2	11	-	-	-	144	-	-	2797	0.2%	1.3%
Turkish Anti Doping Commission	TADC	2175	3	38	464	-	5	99	-	-	-	-	-	2738	0.1%	1.6%
Mexican National Anti-Doping Committee	MEX-NADO	1034	1	53	1624	1	44	30	-	-	-	-	-	2688	0.1%	3.6%
South African Institute for Drug-Free Sport	SAIDS	1916	1	65	659	-	7	14	-	-	78	-	-	2667	0.0%	2.7%
Kazakhstan National Anti-Doping Centre	KAZ-NADO	1489	-	16	1028	-	3	70	-	-	58	-	-	2645	-	0.7%
Anti-Doping Norway	ADN	1045	-	10	1014	-	7	16	-	-	428	-	-	2503	-	0.7%
Finnish Anti-Doping Agency	FINADA	987	-	4	1211	-	3	67	-	-	197	-	-	2462	-	0.3%
Antidoping Switzerland	SUI-NADO	804	19	11	1318	50	3	17	-	-	267	-	-	2406	2.9%	0.6%
Sports Authority of Thailand	THA-NADO	1075	8	28	1075	26	10	-	-	-	-	-	-	2150	1.6%	1.8%
Cuban National Anti-Doping Agency	CUB-NADO	268	-	6	1829	-	6	-	-	-	29	-	-	2126	-	0.6%
NADO Flanders	NADOF	1418	-	35	663	-	23	-	-	-	1	-	-	2082	-	2.8%
Colombian NADO	COL-NADO	1733	6	10	160	3	1	63	-	-	21	-	-	1977	0.5%	0.6%
Netherlands Anti-Doping Authority	ADAN	1170	-	15	762	-	3	-	-	-	11	-	-	1943	-	0.9%
National Anti-Doping Agency Austria GmbH	NADA Austria	333	-	2	1134	-	3	12	-	-	90	-	-	1569	-	0.3%
Anti-Doping Denmark	ADD	493	-	15	830	-	-	7	-	-	88	-	-	1418	-	1.1%
Czech Anti-Doping Committee	CADC	969	-	13	322	-	1	3	-	-	93	-	-	1387	-	1.0%
French Community of Belgium NADO	BEL-CFWB	813	-	15	456	-	-	-	-	-	-	-	-	1269	-	1.2%
Irish Sports Council	ISC	318	3	2	496	-	1	2	-	-	405	-	-	1221	0.2%	0.2%
Hungarian Anti-Doping Agency	HUNADO	405	-	8	724	-	-	12	-	-	76	-	-	1217	-	0.7%
Venezuela NADO	VEN-NADO	725	-	13	250	-	7	-	-	-	162	-	-	1137	-	1.8%
Drug Free Sport New Zealand	DFSNZ	437	8	4	617	22	2	-	-	-	33	-	-	1087	2.8%	0.6%
Brasilian Authority on Anti-Doping Control	ABCD	634	1	15	220	-	3	34	-	-	134	-	-	1022	0.1%	1.8%
Saudi Arabian Antidoping Committee	KSA-NADO	739	31	14	213	13	-	6	-	-	-	-	-	958	4.6%	1.5%
Hellenic National Council for Combatting Doping	ESKAN	727	1	7	227	-	-	-	-	-	-	-	-	954	0.1%	0.7%
I.R Iran National Anti-Doping Organization	IRI-NADO	766	-	38	122	-	5	-	-	-	-	-	-	888	-	4.8%

Table 6: Total Samples by TA Category - National Anti-Doping Organizations (NADOs) - continued

NADOs	ADAMS ADO Code	Urine						Blood						Total Samples	% ATF	% AAF
		IC Samples	ATF	AAF	IC Samples	ATF	AAF	IC Samples	ATF	AAF	IC Samples	ATF	AAF			
Anti-Doping Agency of Malaysia	ADAMAS	182	-	3	640	2	3	-	-	-	-	-	-	822	0.2%	0.7%
Anti-Doping Agency of Serbia	ADAS	509	-	8	74	-	-	-	-	-	1	-	-	584	-	1.4%
Qatar Antidoping Commission	QADC	452	-	7	103	2	-	-	-	-	28	-	-	583	0.3%	1.2%
Croatian Institute for Toxicology and Anti-Doping	CITA	274	-	3	254	-	3	-	-	-	-	-	-	528	-	1.1%
Bulgarian Anti-doping Center	BUL-NADO	272	-	11	219	-	1	4	-	-	28	-	-	523	-	2.3%
Jamaica Anti-Doping Commission	JADCO	197	1	1	236	-	-	29	-	-	11	-	-	473	0.2%	0.2%
National Anti-Doping Agency of Tunisia	ANAD	245	-	5	208	-	1	-	-	-	-	-	-	453	-	1.3%
Chilean National Anti-Doping Commission	CHI-NADO	305	-	10	129	-	6	-	-	-	-	-	-	434	-	3.7%
Belarus National Anti-Doping Agency	BNADA	93	1	3	221	5	7	-	-	-	-	-	-	314	1.9%	3.2%
Kuwait Anti-Doping Committee	KUW-NADO	294	-	8	20	-	1	-	-	-	-	-	-	314	-	2.9%
Anti-Doping Singapore	ADS	86	-	-	219	-	-	2	-	-	-	-	-	307	-	-
Algerian National Anti-Doping Organization	ALG-NADO	238	2	5	64	-	-	-	-	-	-	-	-	302	0.7%	1.7%
Hong Kong Anti-Doping Committee	HKG-ADC	48	3	2	206	4	-	-	-	-	24	-	-	278	2.5%	0.7%
Egyptian National Anti-doping Organization	EGY-NADO	46	-	2	229	1	27	-	-	-	-	-	-	275	0.4%	10.5%
Cyprus Anti-Doping Authority	CYADA	239	1	1	25	-	-	-	-	-	2	-	-	266	0.4%	0.4%
Chinese Taipei Anti-Doping Agency	CTADA	27	2	-	237	8	2	-	-	-	-	-	-	264	3.8%	0.8%
Slovak Anti-Doping Agency	SADA	175	-	6	87	-	-	-	-	-	2	-	-	264	-	2.3%
Agency for Anti-Doping Control of Bosnia and Herzegovina	BiH-NADO	126	-	3	122	-	-	-	-	-	-	-	-	248	-	1.2%
Slovenian Antidoping Organization	SLOADO	164	-	1	74	-	-	-	-	-	-	-	-	238	-	0.4%
National Anti-doping Center of Ukraine	NADC Ukraine	187	-	4	31	-	1	-	-	-	-	-	-	218	-	2.3%
Estonian Anti-Doping Agency	EADA	69	-	4	134	-	1	-	-	-	6	-	-	209	-	2.4%
Georgian Anti-Doping Agency	GEO-NADO	117	-	-	65	-	1	-	-	-	-	-	-	182	-	0.5%
National Olympic and Sports Association of Iceland	ISL-NADO	137	-	2	44	-	-	-	-	-	-	-	-	181	-	1.1%
Anti-Doping department of State Sports Medicine Centre	LAT-NADO	113	-	5	61	-	-	-	-	-	3	-	-	177	-	2.8%
Luxembourg NADO	ALAD	102	-	2	47	-	-	-	-	-	17	-	-	166	-	1.2%
Israeli NADO	ISR-NADO	68	-	-	62	-	-	-	-	-	-	-	-	130	-	-
Uruguay Anti-Doping	URU-NADO	102	-	2	21	-	1	-	-	-	-	-	-	123	-	2.4%
Sri Lanka Anti Doping Agency	SRI-NADO	109	-	2	11	-	-	-	-	-	-	-	-	120	-	1.7%
United Arab Emirates National Anti-doping Committee	UAE-NADO	115	-	-	2	-	1	-	-	-	-	-	-	117	-	0.9%
Puerto Rico Anti-Doping Organization	PUR-NADO	29	-	1	80	-	11	-	-	-	-	-	-	109	-	11.0%
Bermuda Sport Anti- Doping Authority	BSADA	55	-	-	35	-	-	-	-	-	-	-	-	90	-	-
Guatemala NADO	GUA-OAD	52	-	7	38	-	4	-	-	-	-	-	-	90	-	12.2%
Oman Anti-Doping Committee	OADC	83	-	-	-	-	-	-	-	-	-	-	-	83	-	-
Brunei Darussalam Anti-Doping Committee	BRU-NADO	-	-	-	74	-	-	-	-	-	-	-	-	74	-	-
Anti-Doping Commission of Malta	MLT-NADO	62	-	9	11	-	-	-	-	-	-	-	-	73	-	12.3%
Monaco Anti-Doping Committee	CMA Monaco	4	-	-	49	-	-	-	-	-	11	-	-	64	-	-
Lithuanian Anti-Doping Agency	LTU-NADO	29	-	-	27	1	-	-	-	-	-	-	-	56	1.8%	-
Federacion Dominicana de Medicina del Deporte	FEDOMEDE	12	-	-	43	-	3	-	-	-	-	-	-	55	-	5.5%
Ecuador NADO	ECU-NADO	22	-	1	30	-	-	-	-	-	-	-	-	52	-	1.9%
Macau Sport Development Institute	MAC-NADO	32	2	-	15	3	1	-	-	-	-	-	-	47	10.6%	2.1%
Cameroon Anti-Doping Organisation	OALUDS	39	-	1	-	-	-	-	-	-	-	-	-	39	-	2.6%

2015 Anti-Doping Testing Figures
Samples Analyzed and Reported by Accredited Laboratories in ADAMS

Table 6: Total Samples by TA Category - National Anti-Doping Organizations (NADOs) - continued

NADOs	ADAMS ADO Code	Urine						Blood						Total		
		Samples	IC ATF	AAF	Samples	OOB ATF	AAF	Samples	IC ATF	AAF	Samples	OOB ATF	AAF	Samples	% ATF	% AAF
Mauritius Ministry of Youth and Sports Anti-Doping Unit	MRI NADO	21	-	-	16	-	1	-	-	-	-	-	-	37	-	2.7%
Jordan Anti-doping Organization	JADO	16	-	5	20	-	-	-	-	-	-	-	36	-	13.9%	
Bahrain Anti-Doping Committee	BRN-NADO	30	-	1	5	-	-	-	-	-	-	-	35	-	2.9%	
Andorran National Anti-Doping Commission	AND-NADO	9	-	-	22	-	-	-	-	-	1	-	32	-	-	
Mongolian National Anti-Doping Organization	MGL-NADO	26	-	1	-	-	-	-	-	-	-	-	26	-	3.8%	
Nicaragua Anti-doping Organization	NCA-NADO	24	-	-	-	-	-	-	-	-	-	-	24	-	-	
Bolivian Sports Organization	ODEBO	19	-	-	-	-	-	-	-	-	-	-	19	-	-	
Bahamas Anti-Doping Commission	BADC	13	1	-	5	-	-	-	-	-	-	-	18	5.6%	-	
National Anti-Doping Commission of Barbados	NADC	17	-	-	-	-	-	-	-	-	-	-	17	-	-	
Indonesian Anti-Doping Agency	INADA	16	-	1	-	-	-	-	-	-	-	-	16	-	6.3%	
Anti-Doping Organization of Pakistan	ADOPak	12	-	1	2	-	-	-	-	-	-	-	14	-	7.1%	
Armenian National Anti-Doping Organization	ARM-NADO	-	-	-	11	-	-	-	-	-	-	-	11	-	-	
National Anti-Doping Commission of Macedonia	MKD-NADO	-	-	-	10	-	1	-	-	-	-	-	10	-	10.0%	
National Anti Doping Agency Belize	NADO-Belize	10	-	-	-	-	-	-	-	-	-	-	10	-	-	
Peru National Anti-Doping Commission	CONAD PERU	8	-	-	1	-	-	-	-	-	-	-	9	-	-	
Suriname Anti-Doping Authority	SUR-NADO	9	-	-	-	-	-	-	-	-	-	-	9	-	-	
San Marino Standing Committee on Anti-Doping	SMR-NADO	-	-	-	8	-	-	-	-	-	-	-	8	-	-	
Senegal Anti-Doping Organization	SEN-NADO	6	-	-	1	-	-	-	-	-	-	-	7	-	-	
Albanian Ministry of Tourism, Culture, Youth and Sports	ALB-NADO	-	-	-	6	-	-	-	-	-	-	-	6	-	-	
Chinese Taipei Olympic Committee	TPE-NADO	6	-	-	-	-	-	-	-	-	-	-	6	-	-	
Congo National Anti-Doping Committee	CGO-NADO	4	1	-	-	-	-	-	-	-	-	-	4	25.0%	-	
Philippine Sports Commission	PHI-NADO	3	-	-	-	-	-	-	-	-	-	-	3	-	-	
Burkina Faso Anti-Doping Organization	BUR-NADO	2	-	-	-	-	-	-	-	-	-	-	2	-	-	
Niger National Anti-Doping Committee	NIG-NADO	-	-	-	1	-	-	-	-	-	-	-	1	-	-	
		75,804	589	1,249	69,868	703	454	2,562	3	2	8,027	4	1	156,261	0.8%	1.1%

2015 Anti-Doping Testing Figures
Samples Analyzed and Reported by Accredited Laboratories in ADAMS

Table 7: Total Samples by TA Category - Regional Anti-Doping Organizations (RADOs)

RADOs	ADAMS ADO Code	Urine						Blood						Total				
		IC Samples	ATF	AAF	IC Samples	ATF	AAF	IC Samples	ATF	AAF	IC Samples	ATF	AAF	IC Samples	% ATF	% AAF		
Oceania RADO	O-RADO	385	-	5	104	-	-	-	-	-	-	-	-	-	-	489	-	1.0%
Africa Zone I RADO	AFR-RADO-I	152	2	4	119	12	1	-	-	-	-	-	-	-	-	271	5.2%	1.8%
Africa Zone VI RADO	AFR-RADO-VI	29	-	2	120	-	-	-	-	-	-	-	-	-	-	149	-	1.3%
Africa Zone V RADO	AFR-RADO-V	28	-	-	118	-	-	-	-	-	-	-	-	-	-	146	-	-
Central Asia RADO	RADOCA-RADO	-	-	-	138	-	1	-	-	-	-	-	-	-	-	138	-	0.7%
Africa Zone IV RADO	AFR-RADO-IV	31	-	1	104	5	6	-	-	-	-	-	-	-	-	135	3.7%	5.2%
Caribbean RADO	CAR-RADO	41	-	5	59	2	3	-	-	-	-	-	-	-	-	100	2.0%	8.0%
Africa Zone II & III RADO	AFR-RADO-II-III	-	-	-	94	5	-	-	-	-	-	-	-	-	-	94	5.3%	-
Eastern Europe RADO	E-EUR-RADO	-	-	-	86	-	-	-	-	-	-	-	-	-	-	86	-	-
Indian Ocean RADO	IND-OCE-RADO	-	-	-	75	-	1	-	-	-	-	-	-	-	-	75	-	1.3%
South East Asia RADO	SE-ASIA-RADO	-	-	-	67	-	-	-	-	-	-	-	-	-	-	67	-	-
West Asia RADO	W-ASIA-RADO	-	-	-	57	-	4	-	-	-	-	-	-	-	-	57	-	7.0%
South Asia RADO	S-ASIA-RADO	-	-	-	45	-	-	-	-	-	-	-	-	-	-	45	-	-
Central American RADO	RADO-CAM	-	-	-	5	-	-	-	-	-	-	-	-	-	-	5	-	-
		666	2	17	1,191	24	16	-	-	-	-	-	-	-	-	1,857	1.4%	1.8%

Table 8: Total Samples by TA Category - Other ADOs which are Code Signatories

Other ADOs	ADAMS ADO Code	Urine						Blood						Total		
		IC Samples	ATF	AAF	IC Samples	ATF	AAF	IC Samples	ATF	AAF	IC Samples	ATF	AAF	IC Samples	% ATF	% AAF
International Paralympic Committee	IPC	742	-	10	172	-	2	69	-	-	93	-	-	1076	-	1.1%
International University Sport Federation	FISU	822	1	5	6	-	-	54	-	-	3	-	-	885	0.1%	0.6%
World Triathlon Corporation	WTC	311	1	6	233	2	-	-	-	-	135	-	-	679	0.4%	0.9%
International Military Sports Council	CISM	254	-	-	-	-	-	6	-	-	-	-	-	260	-	-
World Arm Wrestling Federation	WAF	139	-	13	-	-	-	-	-	-	-	-	-	139	-	9.4%
International Committee of Sports for the Deaf	ICSD / CISS	109	3	1	-	-	-	-	-	-	-	-	-	109	2.8%	0.9%
Commonwealth Games Federation	CGF	50	-	-	-	-	-	-	-	-	-	-	-	50	-	-
International Union of Kettlebell Lifting	IUKL	26	-	2	-	-	-	-	-	-	-	-	-	26	-	7.7%
World Dance Council	WDC	18	-	1	-	-	-	-	-	-	-	-	-	18	-	5.6%
International Taekwon-Do Federation	TKD-ITF	10	-	-	-	-	-	-	-	-	-	-	-	10	-	-
International Workers Sports Confederation	CSIT	6	-	-	-	-	-	-	-	-	-	-	-	6	-	-
International Federation of Cheerleading	IFC	6	-	-	-	-	-	-	-	-	-	-	-	6	-	-
International eSports Federation	IeSF	3	-	-	-	-	-	-	-	-	-	-	-	3	-	-
		2,496	5	38	411	2	2	129	-	-	231	-	-	3,267	0.2%	1.2%

2015 Anti-Doping Testing Figures
Samples Analyzed and Reported by Accredited Laboratories in ADAMS

Table 9: Total Samples by TA Category - Multi-Sports Organizations and Events

Multi-Sport Organizations and Events	ADAMS ADO Code	Urine						Blood						Total		
		Samples	IC ATF	AAF	Samples	OOO ATF	AAF	Samples	IC ATF	AAF	Samples	OOO ATF	AAF	Samples	% ATF	% AAF
Pan American Sports Organization	PASO	1602	66	30	-	-	-	312	1	-	9	-	-	1923	3.5%	1.6%
International Committee of Mediterranean Games	ICMG	74	-	-	-	-	-	-	-	-	-	-	74	-	-	
International Sports Federation for Athletes with an Intellectual Disability	INAS	15	-	-	-	-	-	-	-	-	-	-	15	-	-	
SportAccord Event Organiser	SA Event Organiser	-	-	-	1	-	-	-	-	-	-	-	1	-	-	
		1,691	66	30	1	-	-	312	1	-	9	-	2,013	3.3%	1.5%	

Table 10: Total Samples by TA Category - National Olympic Committees (NOCs)

NOCs	ADAMS ADO Code	Urine						Blood						Total		
		Samples	IC ATF	AAF	Samples	OOO ATF	AAF	Samples	IC ATF	AAF	Samples	OOO ATF	AAF	Samples	% ATF	% AAF
Morocco National Olympic Committee	CNOM	25	1	1	4	-	-	-	-	-	-	-	29	3.4%	3.4%	
Trinidad and Tobago Olympic Committee	TTOC	20	-	2	-	-	-	-	-	-	-	-	20	-	10.0%	
Palau National Olympic Committee	PLW-NOC	-	-	-	5	-	-	-	-	-	-	-	5	-	-	
Montenegro National Olympic Committee	MNE-NOC	-	-	-	3	-	-	-	-	-	-	-	3	-	-	
Zimbabwe National Olympic Committee	ZIM-NOC	3	-	-	-	-	-	-	-	-	-	-	3	-	-	
Namibia National Olympic Committee	NAM-NOC	2	-	-	-	-	-	-	-	-	-	-	2	-	-	
Guatemala National Olympic Committee	GUA-NOC	-	-	-	1	-	1	-	-	-	-	-	1	-	100.0%	
		50	1	3	13	-	1	-	-	-	-	-	63	1.6%	6.3%	

Table 11: Total Samples by TA Category - Other Sport Organizations

Other Sport Organization	ADAMS ADO Code	Urine						Blood						Total		
		IC Samples	ATF	AAF	IC Samples	ATF	AAF	IC Samples	ATF	AAF	IC Samples	ATF	AAF	IC Samples	% ATF	% AAF
Italian Ministry of Health Departement	CVD-Italia	902	-	26	-	-	-	-	-	-	-	-	-	-	-	2.9%
South East Asian Games Federation	SEAGF	635	-	-	-	-	-	11	-	-	-	-	-	-	-	-
World Anti-Doping Agency	WADA-AMA	-	-	-	213	-	4	-	-	-	69	-	-	-	-	1.4%
Mexican National Sports Council of Education	MEX-NSCE	149	-	5	102	-	-	-	-	-	-	-	-	-	-	2.0%
Irish Turf Club	ITC	169	-	3	-	-	-	-	-	-	-	-	-	-	-	1.8%
Nigerian National Sports Council	NNSC	5	-	1	120	-	4	-	-	-	-	-	-	-	-	4.0%
World Drug Free Powerlifting Federation	WDFPF	106	-	8	13	-	3	-	-	-	-	-	-	-	-	9.2%
International Blind Sport Association	IBSA	94	-	-	-	-	-	10	-	-	-	-	-	-	-	-
International Wheelchair and Amputee Sports Federation	IWAS	97	-	-	-	-	-	-	-	-	-	-	-	-	-	-
New Caledonia NADO	NCL-NADO	54	2	1	8	-	-	-	-	-	-	-	-	3.2%	1.6%	
Kyokushin World Union	KWU	56	-	7	-	-	-	-	-	-	-	-	-	-	-	12.5%
International Mixed Martial Arts Federation	IMMAF	54	-	1	-	-	-	-	-	-	-	-	-	-	-	1.9%
Ontario Hockey League	CAN-OHL	41	-	3	8	-	-	-	-	-	-	-	-	-	-	6.1%
World Masters Athletics	WMA	49	-	1	-	-	-	-	-	-	-	-	-	-	-	2.0%
World Boxing Council	WBC	47	1	3	-	-	-	-	-	-	-	-	-	2.1%	6.4%	
International Natural Bodybuilding Association	INBA	39	2	4	5	-	-	-	-	-	-	-	-	4.5%	9.1%	
Japan Keirin Foundation	JKA	41	-	-	-	-	-	-	-	-	-	-	-	-	-	-
International Association for Development of Apnea	AIDA	39	-	-	-	-	-	-	-	-	-	-	-	-	-	-
Quebec Major Junior Hockey League	CAN-QMJHL	33	-	1	3	-	-	-	-	-	-	-	-	-	-	2.8%
Western Hockey League	CAN-WHL	27	-	2	9	-	-	-	-	-	-	-	-	-	-	5.6%
International Boxing Federation	IBF	31	-	2	-	-	-	-	-	-	-	-	-	-	-	6.5%
World Boxing Association	WBA	29	2	1	-	-	-	-	-	-	-	-	-	6.9%	3.4%	
International Police Sports Union	USIP	28	-	-	-	-	-	-	-	-	-	-	-	-	-	-
International Rafting Federation	IRF-Rafting	24	-	1	-	-	-	-	-	-	-	-	-	-	-	4.2%
International Sports Federation of Fire Fighters & Rescuers	ISFFR	24	-	-	-	-	-	-	-	-	-	-	-	-	-	-
International Wheelchair Rugby Federation	IWRF	24	2	-	-	-	-	-	-	-	-	-	-	8.3%	-	
World Paravolley	Paravolley	19	-	-	5	-	-	-	-	-	-	-	-	-	-	-
World Padel Tour	WPT	24	-	-	-	-	-	-	-	-	-	-	-	-	-	-
World Boxing Federation	WBF-Prof	23	-	3	-	-	-	-	-	-	-	-	-	-	-	13.0%
European Police Sport Union	USPE	22	-	-	-	-	-	-	-	-	-	-	-	-	-	-
World Karate Organization	WKO	20	1	-	-	-	-	-	-	-	-	-	-	5.0%	-	
International Crossbow Shooting Union	ICSU	20	-	-	-	-	-	-	-	-	-	-	-	-	-	-
International Fresh Water Sport Fishing Federation	FIPS-ed	16	-	1	2	-	-	-	-	-	-	-	-	-	-	5.6%
International Ultratriathlon Association	IUTA	17	-	-	-	-	-	-	-	-	-	-	-	-	-	-
Boccia International Sports Federation	BISFED	14	-	-	2	-	-	-	-	-	-	-	-	-	-	-
International Association of Ultrarunners	IAU	16	-	-	-	-	-	-	-	-	-	-	-	-	-	-
Cerebral Palsy International Sports and Recreation Association	CPSIRA	9	-	-	6	-	-	-	-	-	-	-	-	-	-	-
FVA Professional Boxing	AUT-ProBOX	-	-	-	14	-	-	-	-	-	-	-	-	-	-	-
Professional Hockey League	-	14	-	-	-	-	-	-	-	-	-	-	-	-	-	-
International Wheelchair Basketball Federation	IWBF	6	-	-	8	-	-	-	-	-	-	-	-	-	-	-
Union Internationale de Body-Building Naturel	UIBBN	12	-	2	-	-	-	-	-	-	-	-	-	-	-	16.7%
World Snooker Limited	WSL	12	1	-	-	-	-	-	-	-	-	-	-	8.3%	-	

2015 Anti-Doping Testing Figures
Samples Analyzed and Reported by Accredited Laboratories in ADAMS

Table 11: Total Samples by TA Category - Other Sport Organizations - continued

Other Sport Organization	ADAMS ADO Code	Samples	Urine						Blood						Total Samples	% ATF	% AAF
			IC ATF	AAF	Samples	OOB ATF	AAF	Samples	IC ATF	AAF	Samples	OOB ATF	AAF				
Comissió Antidopatge de Catalunya	ESP-Cat-NADO	11	-	-	-	-	-	-	-	-	-	-	-	-	11	-	-
Internacional Federation of Pétanque and Provençale Games	FIPJP	8	1	-	-	-	-	-	-	-	-	-	-	-	8	12.5%	-
USA Dance Inc	USAD	8	-	-	-	-	-	-	-	-	-	-	-	-	8	-	-
Professional Football League	-	6	-	1	-	-	-	-	-	-	-	-	-	-	6	-	16.7%
Dash Sports ltda	Dash Sports	6	-	-	-	-	-	-	-	-	-	-	-	-	6	-	-
International Skyrunning Federation	ISRF	6	-	-	-	-	-	-	-	-	-	-	-	-	6	-	-
World Rock'n'Roll Confederation	WRRC	6	-	-	-	-	-	-	-	-	-	-	-	-	6	-	-
World Boxing Organization	WBO	5	-	-	-	-	-	-	-	-	-	-	-	-	5	-	-
World Bodybuilding & Physique Sports Federation	WBPF	5	-	3	-	-	-	-	-	-	-	-	-	-	5	-	60.0%
International Fly Sport Fishing Federation	FIPS-Mouche	2	-	-	2	-	-	-	-	-	-	-	-	-	4	-	-
International Boxing Organization	IBO	4	-	-	-	-	-	-	-	-	-	-	-	-	4	-	-
International Federation of Boules Sport	FIB - Boules	3	-	-	-	-	-	-	-	-	-	-	-	-	3	-	-
International Federation of Sea Fishing Sport	FIPS-M	1	-	-	1	-	-	-	-	-	-	-	-	-	2	-	-
International Pencak Silat Federation	PERSILAT	2	-	-	-	-	-	-	-	-	-	-	-	-	2	-	-
International Federation of Horseracing Authorities	IFHA	-	-	-	1	-	-	-	-	-	-	-	-	-	1	-	-
IWF Masters committee	IWF-Master	1	-	1	-	-	-	-	-	-	-	-	-	-	1	-	100.0%
		3,115	12	81	522	-	11	21	-	-	69	-	-	3,727	0.3%	2.5%	

2015 Anti-Doping Testing Figures
Samples Analyzed and Reported by Accredited Laboratories in ADAMS

Table 12: Total Samples by TA Category - Regional Sport Organizations

Regional Sport Organization	ADAMS ADO Code	Urine						Blood						Total		
		IC Samples	ATF	AAF	IC Samples	ATF	AAF	IC Samples	ATF	AAF	IC Samples	ATF	AAF	Samples	% ATF	% AAF
Union of European Football Associations	UEFA	1847	14	5	401	-	-	161	-	-	245	-	-	2654	0.5%	0.2%
South American Football Confederation	CSF/CONMEBOL	1369	2	13	100	-	-	6	-	-	62	-	-	1537	0.1%	0.8%
European Olympic Committees	EOC	871	-	3	-	-	-	102	-	-	-	-	-	973	-	0.3%
European Athletics Association	EA	764	3	3	-	-	-	-	-	-	-	-	-	764	0.4%	0.4%
Comité d'Organisation des Jeux Africains	COJA	546	12	8	-	-	-	24	-	-	-	-	-	570	2.1%	1.4%
African Football Confederation	CAF	404	6	2	-	-	-	-	-	-	-	-	-	404	1.5%	0.5%
Asian Football Confederation	AFC	262	3	1	72	-	-	-	-	-	-	-	-	334	0.9%	0.3%
European Judo Union	EJU	332	-	-	-	-	-	-	-	-	-	-	-	332	-	-
European Handball Federation	EUR-HAND	134	-	-	16	1	-	-	-	-	-	-	-	150	0.7%	-
Judo Union of Asia	JUA	129	4	1	-	-	-	-	-	-	-	-	-	129	3.1%	0.8%
Asean Para Sports Federation	APSF	120	-	1	-	-	-	-	-	-	-	-	-	120	-	0.8%
European Powerlifting Federation	EPF	111	-	3	-	-	-	3	-	-	-	-	-	114	-	2.6%
European Professional Club Rugby	EPCR	109	-	1	-	-	-	-	-	-	-	-	-	109	-	0.9%
European Swimming League	LEN	109	-	-	-	-	-	-	-	-	-	-	-	109	-	-
European Triathlon Union	ETU	96	1	-	-	-	-	-	-	-	-	-	-	96	1.0%	-
European Volleyball Confederation	EUR-VB	91	-	1	-	-	-	-	-	-	-	-	-	91	-	1.1%
European Boxing Union	EBU	90	1	3	-	-	-	-	-	-	-	-	-	90	1.1%	3.3%
Comité International des Jeux des îles de l'Océan Indien	CIJ	89	-	1	-	-	-	-	-	-	-	-	-	89	-	1.1%
Asian Volleyball Confederation	AVC-VB	88	-	-	-	-	-	-	-	-	-	-	-	88	-	-
Six Nations Rugby Limited	GBR-SNRL	85	1	-	-	-	-	-	-	-	-	-	-	85	1.2%	-
Asian Athletics Association	AAA	65	-	1	-	-	-	-	-	-	-	-	-	65	-	1.5%
Confederation of North, Central America and Caribbean Association Football	CONCACAF	61	-	2	-	-	-	-	-	-	-	-	-	61	-	3.3%
European Armwrestling Federation	EAF	59	1	3	-	-	-	-	-	-	-	-	-	59	1.7%	5.1%
European Masters Weightlifting Committee	EUR-WL	55	-	6	-	-	-	-	-	-	-	-	-	55	-	10.9%
Central America and Caribbean Volleyball Confederation	NORCECA	44	-	-	-	-	-	-	-	-	-	-	-	44	-	-
European Canoe Association	ECA	34	1	-	-	-	-	-	-	-	-	-	-	34	2.9%	-
Central American and Caribbean Athletic Association	NACAC	30	-	1	-	-	-	-	-	-	-	-	-	30	-	3.3%
European Gymnastics Union	UEG	30	-	-	-	-	-	-	-	-	-	-	-	30	-	-
Asian Swimming Federation	AASF	27	1	-	-	-	-	-	-	-	-	-	-	27	3.7%	-
Asian Federation of Bodybuilding & Fitness	AFBF	23	-	6	-	-	-	4	-	-	-	-	-	27	-	22.2%
Arab Cycling Federation	ARAB-CYC	27	-	2	-	-	-	-	-	-	-	-	-	27	-	7.4%
European Taekwondo Union	ETU-Taekw	27	-	-	-	-	-	-	-	-	-	-	-	27	-	-
European Boxing Confederation	EUBC	24	-	-	-	-	-	-	-	-	-	-	-	24	-	-
West Indies Cricket Board	WICB	21	-	-	-	-	-	-	-	-	-	-	-	21	-	-
Asian Rowing Federation	ARF	20	-	-	-	-	-	-	-	-	-	-	-	20	-	-
Asian Powerlifting Federation	ASIAN-POW	20	-	-	-	-	-	-	-	-	-	-	-	20	-	-
Asian Handball Federation	AHF	19	-	-	-	-	-	-	-	-	-	-	-	19	-	-
South American Volleyball Confederation	CSV-VB	16	-	-	-	-	-	-	-	-	-	-	-	16	-	-
North American Powerlifting Association	NAm-PL	14	-	1	-	-	-	-	-	-	-	-	-	14	-	7.1%
European Masters Athletics Federation	EMA	12	-	-	-	-	-	-	-	-	-	-	-	12	-	-
European Deaf Sport Organization	EDSO	10	-	-	-	-	-	-	-	-	-	-	-	10	-	-

2015 Anti-Doping Testing Figures
Samples Analyzed and Reported by Accredited Laboratories in ADAMS

Table 12: Total Samples by TA Category - Regional Sport Organizations - continued

Regional Sport Organization	ADAMS ADO Code	Urine						Blood						Total		
		IC Samples	ATF	AAF	IC Samples	ATF	AAF	IC Samples	ATF	AAF	IC Samples	ATF	AAF	IC Samples	% ATF	% AAF
Archery Europe/Mediterranean	EMAU	10	-	-	-	-	-	-	-	-	-	-	-	-	-	-
South American Power Federation	FESUPO	10	-	-	-	-	-	-	-	-	-	-	-	-	-	
Confederation of European Baseball	CEB	6	-	-	2	-	-	-	-	-	-	-	-	-	-	
European Confederation of Roller Skating	EUR-ROLL	8	-	-	-	-	-	-	-	-	-	-	-	-	-	
Estonian Karate Federation	EKF	6	1	-	-	-	-	-	-	-	-	-	-	16.7%	-	
European Pocket Billiard Federation	EPBF	6	-	-	-	-	-	-	-	-	-	-	-	-	-	
European Shooting Confederation	ESC	6	-	-	-	-	-	-	-	-	-	-	-	-	-	
Asian Gymnastics Federation	AGF	5	-	-	-	-	-	-	-	-	-	-	-	-	-	
Nordic Powerlifting Federation	NPF	5	-	1	-	-	-	-	-	-	-	-	-	-	20.0%	
Association of Balkan Athletics Federations	ABAF	4	-	-	-	-	-	-	-	-	-	-	-	-	-	
European Billiards and Snooker Association	EBSA	3	-	-	-	-	-	-	-	-	-	-	-	-	-	
Asian Cycling Confederation	ACC	1	-	-	-	-	-	-	-	-	-	-	-	-	-	
		8,354	51	69	591	1	-	300	-	-	307	-	-	9,552	0.5%	0.7%

2015 Anti-Doping Testing Figures
Samples Analyzed and Reported by Accredited Laboratories in ADAMS

Table 13: Total Samples by TA Category - National Federations (NFs)

National Federations (NFs)	Urine						Blood						Total		
	Samples	IC ATF	AAF	Samples	ATF	AAF	Samples	IC ATF	AAF	Samples	ATF	AAF	Samples	% ATF	% AAF
NFs Brazil	5412	-	20	151	-	-	-	-	-	-	-	-	5,563	-	0.4%
NFs Turkey	1690	-	3	100	-	-	-	-	-	-	-	-	1,790	-	0.2%
NFs Germany	971	-	13	21	-	-	83	-	-	12	-	-	1,087	-	1.2%
NFs Algeria	1004	40	9	78	9	-	-	-	-	-	-	-	1,082	4.5%	0.8%
NFs Korea	846	2	4	18	-	-	-	-	-	-	-	-	864	0.2%	0.5%
NFs Spain	310	-	13	37	-	-	-	-	-	-	-	-	347	-	3.7%
NFs UK	184	-	5	106	-	-	-	-	-	-	-	-	290	-	1.7%
NFs Belgium	278	-	4	-	-	-	-	-	-	-	-	-	278	-	1.4%
NFs Italy	144	-	5	42	-	-	2	-	-	-	-	-	188	-	2.7%
NFs India	160	-	-	25	-	-	-	-	-	-	-	-	185	-	-
NFs Thailand	165	2	2	-	-	-	-	-	-	-	-	-	165	1.2%	1.2%
NFs Japan	130	4	-	30	11	-	-	-	-	-	-	-	160	9.4%	-
NFs Malta	160	-	3	-	-	-	-	-	-	-	-	-	160	-	1.9%
NFs Chinese Taipei	104	7	-	24	7	-	-	-	-	-	-	-	128	10.9%	-
NFs Other	47	-	-	62	-	1	-	-	-	6	-	-	115	-	0.9%
NFs Venezuela	113	-	7	-	-	-	-	-	-	-	-	-	113	-	6.2%
NFs Australia	60	-	-	37	-	-	-	-	-	-	-	-	97	-	-
NFs Canada	69	-	8	18	-	2	-	-	-	1	-	-	88	-	11.4%
NFs Guatemala	71	-	10	-	-	-	-	-	-	-	-	-	71	-	14.1%
NFs Iran	52	-	-	-	-	-	-	-	-	-	-	-	52	-	-
NFs USA	47	-	5	5	-	-	-	-	-	-	-	-	52	-	9.6%
NFs Argentina	44	-	1	6	-	-	-	-	-	-	-	-	50	-	2.0%
NFs Kenya	50	-	4	-	-	-	-	-	-	-	-	-	50	-	8.0%
NFs Catalonia	37	-	-	-	-	-	-	-	-	-	-	-	37	-	-
NFs Pakistan	30	-	-	1	-	-	-	-	-	-	-	-	31	-	-
NFs El Salvador	30	-	1	-	-	-	-	-	-	-	-	-	30	-	3.3%
NFs Costa Rica	28	-	-	-	-	-	-	-	-	-	-	-	28	-	-
NFs Hong Kong	28	1	-	-	-	-	-	-	-	-	-	-	28	3.6%	-
NFs Israel	28	-	-	-	-	-	-	-	-	-	-	-	28	-	-
NFs Estonia	26	-	-	-	-	-	-	-	-	-	-	-	26	-	-
NFs Lebanon	24	-	-	-	-	-	-	-	-	-	-	-	24	-	-
NFs Russia	1	-	-	22	-	3	-	-	-	-	-	-	23	-	13.0%
NFs Monaco	21	2	3	-	-	-	-	-	-	-	-	-	21	9.5%	14.3%
NFs Mongolia	1	-	-	20	-	8	-	-	-	-	-	-	21	-	38.1%
NFs Quebec	21	-	-	-	-	-	-	-	-	-	-	-	21	-	-
NFs Sweden	20	-	7	1	-	1	-	-	-	-	-	-	21	-	38.1%
NFs China	17	2	1	-	-	-	-	-	-	-	-	-	17	11.8%	5.9%
NFs France	6	-	-	8	-	-	2	-	-	-	-	-	16	-	-
NFs Cyprus	15	-	-	-	-	-	-	-	-	-	-	-	15	-	-
NFs Mexico	14	-	4	1	-	-	-	-	-	-	-	-	15	-	26.7%

2015 Anti-Doping Testing Figures
Samples Analyzed and Reported by Accredited Laboratories in ADAMS

Table 13: Total Samples by TA Category - National Federations (NFs) - continued

National Federations (NFs)	Urine						Blood						Total		
	Samples	IC ATF	AAF	Samples	ATF	AAF	Samples	IC ATF	AAF	Samples	ATF	AAF	Samples	% ATF	% AAF
NFs Nigeria	11	-	1	2	-	-	-	-	-	-	-	-	13	-	7.7%
NFs Croatia	12	-	-	-	-	-	-	-	-	-	-	-	12	-	-
NFs Bulgaria	8	-	-	-	-	-	-	-	-	-	-	-	8	-	-
NFs Norway	8	-	-	-	-	-	-	-	-	-	-	-	8	-	-
NFs Switzerland	7	-	-	1	-	-	-	-	-	-	-	-	8	-	-
NFs Mauritius	7	-	-	-	-	-	-	-	-	-	-	-	7	-	-
NFs Northern Ireland	7	-	2	-	-	-	-	-	-	-	-	-	7	-	28.6%
NFs Bangladesh	6	-	-	-	-	-	-	-	-	-	-	-	6	-	-
NFs Morocco	6	-	-	-	-	-	-	-	-	-	-	-	6	-	-
NFs Trinidad and Tobago	6	-	-	-	-	-	-	-	-	-	-	-	6	-	-
NFs Greece	5	-	-	-	-	-	-	-	-	-	-	-	5	-	-
NFs Mauritius	4	-	-	-	-	-	-	-	-	-	-	-	4	-	-
NFs Chile	4	-	-	-	-	-	-	-	-	-	-	-	4	-	-
NFs Finland	4	-	2	-	-	-	-	-	-	-	-	-	4	-	50.0%
NFs Kingdom of Saudi Arabia	4	-	-	-	-	-	-	-	-	-	-	-	4	-	-
NFs Luxembourg	4	-	-	-	-	-	-	-	-	-	-	-	4	-	-
NFs Scotland	3	-	-	-	-	-	-	-	-	-	-	-	3	-	-
NFs Albania	-	-	-	2	-	-	-	-	-	-	-	-	2	-	-
NFs Indonesia	2	-	-	-	-	-	-	-	-	-	-	-	2	-	-
NFs South Africa	1	-	-	-	-	-	-	-	-	-	-	-	1	-	-
	12,567	60	137	818	27	15	87	-	-	19	-	-	13,491	0.6%	1.1%

Table 14: GC/C/IRMS Tests Conducted per Testing Authority

Testing Authority	ADAMS Code	IC		Urine OOC		Total Samples	Total AAFs	% AAF
		Samples	AAF	Samples	AAF			
US Anti-Doping Agency	USADA	183	6	522	7	705	13	1.8%
Russian National Anti-Doping Organization	RUSADA	172	1	229	1	401	2	0.5%
French Anti-Doping Agency	AFLD-NADO	189	4	81	-	270	4	1.5%
China Anti-Doping Agency	CHINADA	99	-	138	9	237	9	3.8%
Antidoping Switzerland	SUI-NADO	113	2	121	-	234	2	0.9%
International Cycling Union	UCI	165	3	50	-	215	3	1.4%
International Association of Athletics Federations	IAAF	72	-	82	4	154	4	2.6%
German National Anti-Doping Agency	NADA	73	3	77	2	150	5	3.3%
Netherlands Anti-Doping Authority	ADAN	96	-	41	-	137	0	0%
Italian National Anti-Doping Agency	NADO ITALIA	87	3	43	1	130	4	3.1%
Australian Sports Anti-Doping Authority	ASADA	38	-	88	1	126	1	0.8%
Canadian Centre for Ethics in Sport	CCES	43	2	76	3	119	5	4.2%
Swedish Sports Confederation	RF	28	-	87	2	115	2	1.7%
South African Institute for Drug-Free Sport	SAIDS	80	7	20	-	100	7	7.0%
NADO Flanders	NADOF	73	4	16	2	89	6	6.7%
Spain National Anti-Doping Agency	ESP-NADO	60	-	27	4	87	4	4.6%
Union of European Football Associations	UEFA	52	-	34	-	86	0	0%
Brazilian Football Confederation	BRA-CBF	54	-	23	-	77	0	0%
Turkish Anti Doping Commission	TADC	52	1	21	3	73	4	5.5%
World Triathlon Corporation	WTC	15	-	55	-	70	0	0%
Finnish Anti-Doping Agency	FINADA	34	-	33	-	67	0	0%
International Weightlifting Federation	IWF	50	11	16	1	66	12	18.2%
National Anti Doping Agency -India	IND-NADO	45	11	19	5	64	16	25%
Anti-Doping Norway	ADN	32	-	30	3	62	3	4.8%
UK Anti-Doping	UKAD	31	3	29	-	60	3	5.0%
Poland Commission Against Doping in Sports	PANDA	24	1	31	-	55	1	1.8%
French Community of Belgium NADO	BEL-CFWB	44	-	9	-	53	0	0%
Kazakhstan National Anti-Doping Centre	KAZ-NADO	43	4	9	-	52	4	7.7%
International Tennis Federation	ITF	44	-	6	-	50	0	0%
Hungarian Anti-Doping Agency	HUNADO	18	-	29	-	47	0	0%
International Swimming Federation	FINA	18	-	28	-	46	0	0%
Drug Free Sport New Zealand	DFSNZ	18	-	27	-	45	0	0%
Anti-Doping Denmark	ADD	21	1	23	-	44	1	2.3%
Japan Anti-Doping Agency	JADA	36	-	7	-	43	0	0%
Korea Anti-Doping Agency	KADA	13	1	29	6	42	7	17%
World Rugby	World Rugby	15	1	26	-	41	1	2.4%
Colombian NADO	COL-NADO	36	-	2	-	38	0	0%
Turkish Football Federation	TUR-FB	35	-	1	-	36	0	0%
Saudi Arabian Antidoping Committee	KSA-NADO	29	1	5	-	34	1	2.9%
Brasilian Authority on Anti-Doping Control	ABCD	18	-	12	-	30	0	0%
National Anti-Doping Agency Austria GmbH	NADA Austria	7	-	21	1	28	1	3.6%
European Olympic Committee	EOC	25	-	-	-	25	0	0%
I.R Iran National Anti-Doping Organization	IRI-NADO	23	4	2	-	25	4	16%
Romanian National Anti-Doping Agency	ANAD-Romania	8	2	15	-	23	2	8.7%
International University Sport Federation	FISU	23	1	-	-	23	1	4.3%
Royal Belgian Cycling League	BEL-CY	23	-	-	-	23	0	0%
Jamaica Anti-Doping Commission	JADCO	10	-	12	-	22	0	0%

Table 14: GC/C/IRMS Tests Conducted per Testing Authority (continued)

Testing Authority	ADAMS Code	Urine						
		IC Samples	IC AAF	OOC Samples	OOC AAF	Total Samples	Total AAFs	% AAF
Italian Ministry of Health Departement	CVD-Italia	22	4	-	-	22	4	18%
European Athletics Association	EA	21	-	-	-	21	0	0%
Hellenic National Council for Combatting Doping	ESKAN	17	-	3	-	20	0	0%
Czech Anti-Doping Committee	CADC	12	-	8	-	20	0	0%
Croatian Institute for Toxicology and Anti-Doping	CITA	13	-	6	-	19	0	0%
Slovak Anti-Doping Agency	SADA	14	-	5	-	19	0	0%
International Skating Union	ISU	14	-	4	-	18	0	0%
International Triathlon Union	ITU	17	-	1	-	18	0	0%
Pan American Sports Organization	PASO	18	3	-	-	18	3	17%
International Judo Federation	IJF	17	-	-	-	17	0	0%
United World Wrestling	UWW	8	1	7	-	15	1	6.7%
Portugal Anti-Doping Agency	ADoP	15	-	-	-	15	0	0%
Algerian Football Federation	ALG-FOO	15	-	-	-	15	0	0%
International Basketball Federation	FIBA	13	-	2	-	15	0	0%
Comité d'Organisation des Jeux Africains	COJA	14	-	-	-	14	0	0%
International Federation of Football Associations	FIFA	14	-	-	-	14	0	0%
International Paralympic Committee	IPC	8	-	6	-	14	0	0%
International Ski Federation	FIS	8	-	5	-	13	0	0%
International Ice Hockey Federation	IIHF	11	-	2	-	13	0	0%
Bulgarian Anti-doping Center	BUL-NADO	5	-	8	-	13	0	0%
German Football Federation	GER-FOOT	13	-	-	-	13	0	0%
International Mixed Martial Arts Federation	IMMAF	12	-	-	-	12	0	0%
National Anti-doping Center of Ukraine	NADC Ukraine	7	-	3	-	10	0	0%
Brazilian Athletics Confederation	BRA-ATH	9	1	1	-	10	1	10%
Chilean National Anti-Doping Commission	CHI-NADO	9	-	1	-	10	0	0%
International Rowing Federation	FISA	5	-	4	-	9	0	0%
International Boxing Association	AIBA	9	-	-	-	9	0	0%
Irish Sports Council	ISC	5	-	4	-	9	0	0%
South American Football Confederation	CSF/CONMEBOL	9	-	-	-	9	0	0%
Africa Zone I RADO	AFR-RADO-I	4	-	4	1	8	1	13%
International Biathlon Union	IBU	5	-	3	-	8	0	0%
Basque Government	ESP-Vasco	8	-	-	-	8	0	0%
Luxembourg NADO	ALAD	7	-	1	-	8	0	0%
International Hockey Federation	FIH	6	-	2	-	8	0	0%
World Taekwondo Federation	WTF	7	-	-	-	7	0	0%
Central Asia RADO	RADOCA-RADO	-	-	7	-	7	0	0%
Algerian National Anti-Doping Organization	ALG-NADO	6	-	1	-	7	0	0%
International Shooting Sport Federation	ISSF	7	-	-	-	7	0	0%
Asian Football Confederation	AFC	4	-	3	-	7	0	0%
Agency for Anti-Doping Control of Bosnia and Herzegovina	BiH-NADO	3	-	4	-	7	0	0%
Cuban National Anti-Doping Agency	CUB-NADO	1	1	6	1	7	2	29%
International Fencing Federation	FIE	6	-	1	-	7	0	0%
World Anti-Doping Agency	WADA-AMA	-	-	7	1	7	1	14%
Egyptian National Anti-doping Organization	EGY-NADO	1	-	6	1	7	1	14%
Belarus National Anti-Doping Agency	BNADA	3	-	4	-	7	0	0%
Qatar Antidoping Commission	QADC	5	-	1	-	6	0	0%
Caribbean RADO	CAR-RADO	6	2	-	-	6	2	33%

Table 14: GC/C/IRMS Tests Conducted per Testing Authority (continued)

Testing Authority	ADAMS Code	Urine						
		IC		OOC		Total	Total	%
		Samples	AAF	Samples	AAF	Samples	AAFs	AAF
Anti-Doping Commission of Malta	MLT-NADO	4	1	2	-	6	1	17%
Estonian Anti-Doping Agency	EADA	1	-	4	-	5	0	0%
World Arm Wrestling Ferderation	WAF	5	3	-	-	5	3	60%
Anti-Doping Agency of Serbia	ADAS	4	-	1	-	5	0	0%
Italian Paralympic Committee	CIP	3	2	2	-	5	2	40%
International Gymnastics Federation	FIG	5	-	-	-	5	0	0%
European Armwrestling Federation	EAF	5	-	-	-	5	0	0%
National Anti-Doping Agency of Tunisia	ANAD	4	-	1	-	5	0	0%
European Triathlon Union	ETU	5	-	-	-	5	0	0%
Slovenian Antidoping Organization	SLOADO	4	-	1	-	5	0	0%
International Federation of Bodybuilding and Fitness	IFBB	4	-	1	1	5	1	20%
International Handball Federation	IHF	5	-	-	-	5	0	0%
International Canoe Federation	ICF	4	-	1	-	5	0	0%
Cyprus Anti-Doping Authority	CYADA	5	-	-	-	5	0	0%
Hong Kong Anti-Doping Committee	HKG-ADC	2	-	3	-	5	0	0%
Malta Football Association	MLT-FOO	4	-	-	-	4	0	0%
African Football Confederation	CAF	4	-	-	-	4	0	0%
European Volleyball Confederation	EUR-VB	4	1	-	-	4	1	25%
Israel Football Association	ISR-FB	4	-	-	-	4	0	0%
Kyokushin World Union	KWU	4	2	-	-	4	2	50%
Africa Zone II & III RADO	AFR-RADO-II-III	-	-	4	-	4	0	0%
International Powerlifting Federation	IPF	4	1	-	-	4	1	25%
International Volleyball Federation	FIVB	4	-	-	-	4	0	0%
World Curling Federation	WCF	4	1	-	-	4	1	25%
World Karate Federation	WKF	2	-	2	-	4	0	0%
Brazilian Paralympic Committee	CPB	4	-	-	-	4	0	0%
International Cricket Council	ICC	3	-	1	-	4	0	0%
European Masters Weightlifting Committee	EUR-WL	3	-	-	-	3	0	0%
South East Asian Games Federation	SEAGF	3	-	-	-	3	0	0%
Puerto Rico Anti-Doping Organization	PUR-NADO	-	-	3	3	3	3	100%
Anti-Doping Agency of Malaysia	ADAMAS	-	-	3	-	3	0	0%
International Ski Mountaineering Federation	ISMF	1	-	2	-	3	0	0%
International Federation of Sambo	FIAS	1	-	2	-	3	0	0%
Armenian National Anti-Doping Organization	ARM-NADO	-	-	3	-	3	0	0%
European Swimming League	LEN	3	-	-	-	3	0	0%
World Masters Athletics	WMA	3	-	-	-	3	0	0%
Eastern Europe RADO	E-EUR-RADO	-	-	3	-	3	0	0%
National Olympic and Sports Association of Iceland	ISL-NADO	1	-	2	-	3	0	0%
Badminton World Federation	BWF	2	-	1	-	3	0	0%
Turkish Basketball Federation	TUR-BAS	3	-	-	-	3	0	0%
European Judo Union	EJU	3	-	-	-	3	0	0%
Georgian Anti-Doping Agency	GEO-NADO	2	-	1	-	3	0	0%
Oceania RADO	O-RADO	1	-	2	-	3	0	0%
Venezuelan Professional Baseball League	VEN-ProBB	3	-	-	-	3	0	0%
European Professional Club Rugby	EPCR	3	-	-	-	3	0	0%
Africa Zone VI RADO	AFR-RADO-VI	-	-	3	-	3	0	0%
Italian Powerlifting Federation	ITA-PL	2	2	-	-	2	2	100%

Table 14: GC/C/IRMS Tests Conducted per Testing Authority (continued)

Testing Authority	ADAMS Code	IC		Urine		Total Samples	Total AAFs	% AAF
		Samples	AAF	OOO	AAF			
Federacion Dominicana de Medicina del Deporte	FEDOMEDE	-	-	2	-	2	0	0%
Brazilian Aquatics Confederation	BRA-AQ	2	-	-	-	2	0	0%
Indian Ocean RADO	IND-OCE-RADO	-	-	2	-	2	0	0%
Kuwait Anti-Doping Committee	KUW-NADO	2	1	-	-	2	1	50%
International Roller Sports Federation	FIRS	2	-	-	-	2	0	0%
Federation of German Professional Boxers	BDB	2	1	-	-	2	1	50%
World Drug Free Powerlifting Federation	WDFFP	1	1	1	1	2	2	100%
International Federation of Sport Climbing	IFSC	2	-	-	-	2	0	0%
World DanceSport Federation	WDSF	2	-	-	-	2	0	0%
World Boxing Federation	WBF-Prof	2	1	-	-	2	1	50%
Confederation of North, Central America and Caribbean Association Football	CONCACAF	2	-	-	-	2	0	0%
Cameroon Anti-Doping Organisation	OICALUDS	2	-	-	-	2	0	0%
International Military Sports Council	CISM	2	-	-	-	2	0	0%
International Modern Pentathlon Union	UIPM	2	-	-	-	2	0	0%
International Lacrosse Federation	FILx	2	-	-	-	2	0	0%
Uruguay Anti-Doping	URU-NADO	2	-	-	-	2	0	0%
Senegal Anti-Doping Organization	SEN-NADO	2	-	-	-	2	0	0%
World Air Sports Federation	FAI	1	1	1	-	2	1	50%
Africa Zone V RADO	AFR-RADO-V	-	-	2	-	2	0	0%
International Wheelchair and Amputee Sports Federation	IWAS	2	-	-	-	2	0	0%
New Caledonia NADO	NCL-NADO	2	-	-	-	2	0	0%
West Asia RADO	W-ASIA-RADO	-	-	2	-	2	0	0%
Canadian Powerlifting Union	CAN-CPU	1	1	1	1	2	2	100%
Guatemala NADO	GUA-OAD	1	-	1	-	2	0	0%
Nigerian National Sports Council	NNSC	1	1	1	-	2	1	50%
Quebec Major Junior Hockey League	CAN-QMJHL	2	-	-	-	2	0	0%
International Equestrian Federation	FEI	2	-	-	-	2	0	0%
Bermuda Sport Anti- Doping Authority	BSADA	1	-	1	-	2	0	0%
International Automobile Federation	FIA	2	-	-	-	2	0	0%
Athletics Canada	CAN-ATH	2	-	-	-	2	0	0%
World Draughts Federation	FMJD	1	-	1	-	2	0	0%
Six Nations Rugby Limited	GBR-SNRL	2	-	-	-	2	0	0%
German Natural Bodybuilding & Fitness Federation	GNBF	1	-	1	-	2	0	0%
Chinese Taipei Amateur Taekwondo Association	TPE-TK	1	-	-	-	1	0	0%
Kenya Athletics Federation	KEN-ATHL	1	-	-	-	1	0	0%
International Wheelchair Rugby Federation	IWRF	1	-	-	-	1	0	0%
Mexican National Anti-Doping Committee	MEX-NADO	-	-	1	-	1	0	0%
Lithuanian Anti-Doping Agency	LTU-NADO	1	-	-	-	1	0	0%
National Anti-Doping Commission of Macedonia	MKD-NADO	-	-	1	-	1	0	0%
Algerian Athletic Federation	ALG-ATH	1	-	-	-	1	0	0%
European Powerlifting Federation	EPF	1	-	-	-	1	0	0%
International Association of Ultrarunners	IAU	1	-	-	-	1	0	0%
International Motorcycling Federation	FIM	1	-	-	-	1	0	0%
International Committee of Sports for the Deaf	ICSF / CISS	1	-	-	-	1	0	0%
Montenegro National Olympic Committee	MNE-NOC	-	-	1	-	1	0	0%
Italian Athletics Federation	ITA-ATH	1	-	-	-	1	0	0%
Monaco Boxing Federation	MON-BX	1	-	-	-	1	0	0%

Table 14: GC/C/IRMS Tests Conducted per Testing Authority (continued)

Testing Authority	ADAMS Code	Urine						
		IC Samples	IC AAF	OOB Samples	OOB AAF	Total Samples	Total AAFs	% AAF
Comité International des Jeux des îles de l'Océan Indien	CIJ	1	-	-	-	1	0	0%
Australian Cycling Federation	AUS-CY	1	-	-	-	1	0	0%
Professional Football League	-	1	1	-	-	1	1	100%
Bahamas Anti-Doping Commission	BADC	-	-	1	-	1	0	0%
International Waterski & Wakeboard Federation	IWWF	1	-	-	-	1	0	0%
International Fresh Water Sport Fishing Federation	FIPS-ed	1	-	-	-	1	0	0%
World Underwater Federation	CMAS	1	-	-	-	1	0	0%
International Natural Bodybuilding Association	INBA	1	-	-	-	1	0	0%
Korea Volleyball Federation	KOR-VBP	1	-	-	-	1	0	0%
Board of Control for Cricket in India	IND-BCCI	-	-	1	-	1	0	0%
Anti-Doping department of State Sports Medicine Centre	LAT-NADO	1	-	-	-	1	0	0%
Croatian Ski Association	CRO-SKI	1	-	-	-	1	0	0%
Macau Sport Development Institute	MAC-NADO	-	-	1	-	1	0	0%
Africa Zone IV RADO	AFR-RADO- IV	-	-	1	-	1	0	0%
Chinese Athletic Association	CHN-AT	1	-	-	-	1	0	0%
International Orienteering Federation	IOF	1	-	-	-	1	0	0%
Irish Turf Club	ITC	1	-	-	-	1	0	0%
European Taekwondo Union	ETU-Taekw	1	-	-	-	1	0	0%
International Table Tennis Federation	ITTF	1	-	-	-	1	0	0%
International Savate Federation	FIS-Savate	1	1	-	-	1	1	100%
International Powerboating Union	UIM	1	-	-	-	1	0	0%
International Racquetball Federation	IRF	1	-	-	-	1	0	0%
Professional Hockey League	-	1	-	-	-	1	0	0%
European Handball Federation	EUR-HAND	1	-	-	-	1	0	0%
International Wushu Federation	IWUF	-	-	1	-	1	0	0%
International Surfing Association	ISA	-	-	1	-	1	0	0%
World Chess Federation	FIDE	1	-	-	-	1	0	0%
Confederation of European Baseball	CEB	-	-	1	-	1	0	0%
Monaco Anti-Doping Committee	CMA Monaco	-	-	1	-	1	0	0%
International Sports Federation of Fire Fighters & Rescuers	ISFFR	1	-	-	-	1	0	0%
World Boxing Council	WBC	1	-	-	-	1	0	0%
Albanian Ministry of Tourism, Culture, Youth and Sports	ALB-NADO	-	-	1	-	1	0	0%
Korea Baseball Organization	KOR-KBO	1	-	-	-	1	0	0%
British Drug Free Powerlifting Association	GBR-BDFPA	1	-	-	-	1	0	0%
Brazilian Judo Confederation	BRA-CBJ	1	-	-	-	1	0	0%
Great Britain Powerlifting Federation	GBR-GBPF	1	-	-	-	1	0	0%
Ontario Hockey League	CAN-OHL	1	-	-	-	1	0	0%
Argentina Fistball Federation	FAF	1	-	-	-	1	0	0%
International Floorball Federation	IFF	-	-	1	-	1	0	0%
International Soft Tennis Federation	ISTF	1	-	-	-	1	0	0%
International Crossbow Shooting Union	ICSU	1	-	-	-	1	0	0%
Brazilian Cycling Confederation	BRA-CBCI	1	-	-	-	1	0	0%
Sri Lanka Anti Doping Agency	SRI-NADO	1	-	-	-	1	0	0%
Totals		3129	111	2449	65	5578	176	3.2%

Table 15: ESA Tests Conducted per Testing Authority (Urine)

Testing Authority	ADAMS Code	IC		Urine OOC		Total Samples	Total AAFs	% AAF
		Samples	AAF	Samples	AAF			
German National Anti-Doping Agency	NADA	1094	1	2371	-	3465	1	0.0%
Russian National Anti-Doping Organization	RUSADA	1549	1	1600	1	3149	2	0.06%
International Cycling Union	UCI	1447	1	1364	3	2811	4	0.1%
International Association of Athletics Federations	IAAF	1051	-	684	9	1735	9	0.5%
US Anti-Doping Agency	USADA	226	1	1153	1	1379	2	0.1%
UK Anti-Doping	UKAD	469	1	578	-	1047	1	0.1%
Italian National Anti-Doping Agency	NADO ITALIA	515	3	496	-	1011	3	0.3%
Spain National Anti-Doping Agency	ESP-NADO	455	2	509	-	964	2	0.2%
China Anti-Doping Agency	CHINADA	501	-	454	-	955	0	0%
Poland Commission Against Doping in Sports	PANDA	392	-	468	-	860	0	0%
NADO Flanders	NADOF	542	-	244	-	786	0	0%
Netherlands Anti-Doping Authority	ADAN	409	-	283	-	692	0	0%
International Biathlon Union	IBU	399	-	206	-	605	0	0%
French Anti-Doping Agency	AFLD-NADO	514	2	43	-	557	2	0.4%
Canadian Centre for Ethics in Sport	CCES	140	-	388	-	528	0	0%
International Ski Federation	FIS	172	-	323	-	495	0	0%
Japan Anti-Doping Agency	JADA	341	-	143	-	484	0	0%
Union of European Football Associations	UEFA	345	-	116	-	461	0	0%
Anti-Doping Norway	ADN	106	-	354	-	460	0	0%
Australian Sports Anti-Doping Authority	ASADA	128	-	296	-	424	0	0%
South African Institute for Drug-Free Sport	SAIDS	263	-	153	1	416	1	0.2%
Kazakhstan National Anti-Doping Centre	KAZ-NADO	311	-	95	-	406	0	0%
World Triathlon Corporation	WTC	177	1	205	-	382	1	0.3%
Brasilian Authority on Anti-Doping Control	ABCD	173	-	202	2	375	2	0.5%
Romanian National Anti-Doping Agency	ANAD-Romania	172	-	185	-	357	0	0%
Finnish Anti-Doping Agency	FINADA	92	-	247	-	339	0	0%
Hellenic National Council for Combatting Doping	ESKAN	321	-	3	-	324	0	0%
International Swimming Federation	FINA	210	-	107	-	317	0	0%
Irish Sports Council	ISC	9	-	291	-	300	0	0%
Pan American Sports Organization	PASO	290	1	-	-	290	1	0.3%
Antidoping Switzerland	SUI-NADO	108	-	165	-	273	0	0%
South American Football Confederation	CSF/CONMEBOL	250	-	-	-	250	0	0%
World Rugby	World Rugby	18	-	222	-	240	0	0%
Anti-Doping Denmark	ADD	76	1	154	-	230	1	0.4%
International Federation of Football Associations	FIFA	222	-	1	-	223	0	0%
National Anti-Doping Agency Austria GmbH	NADA Austria	71	-	142	-	213	0	0%
Colombian NADO	COL-NADO	173	1	39	-	212	1	0.5%
Basque Government	ESP-Vasco	175	-	36	-	211	0	0%
National Anti Doping Agency -India	IND-NADO	143	-	64	-	207	0	0%
Swedish Sports Confederation	RF	69	-	134	-	203	0	0%
Turkish Anti Doping Commission	TADC	168	-	15	-	183	0	0%
Italian Ministry of Health Departement	CVD-Italia	181	3	-	-	181	3	1.7%
Cyprus Anti-Doping Authority	CYADA	161	-	7	-	168	0	0%
International Triathlon Union	ITU	127	-	36	-	163	0	0%
French Community of Belgium NADO	BEL-CFWB	20	-	138	-	158	0	0%
International Paralympic Committee	IPC	85	-	64	-	149	0	0%
Czech Anti-Doping Committee	CADC	88	-	46	1	134	1	0.7%
Croatian Institute for Toxicology and Anti-Doping	CITA	47	-	69	1	116	1	0.9%
Drug Free Sport New Zealand	DFSNZ	10	-	103	-	113	0	0%
International Rowing Federation	FISA	23	-	89	-	112	0	0%

Table 15: ESA Tests Conducted per Testing Authority (Urine) - continued

Testing Authority	ADAMS Code	Urine						
		IC Samples	IC AAF	OOB Samples	OOB AAF	Total Samples	Total AAFs	% AAF
World Anti-Doping Agency	WADA-AMA	-	-	111	-	111	0	0%
Luxembourg NADO	ALAD	85	1	25	-	110	1	1%
European Olympic Committee	EOC	110	-	-	-	110	0	0%
International Skating Union	ISU	66	-	36	-	102	0	0%
European Athletics Association	EA	100	-	-	-	100	0	0%
Portugal Anti-Doping Agency	ADoP	13	-	83	-	96	0	0%
International Weightlifting Federation	IWF	61	-	31	-	92	0	0%
Oceania RADO	O-RADO	55	-	34	-	89	0	0%
Cuban National Anti-Doping Agency	CUB-NADO	45	4	18	-	63	4	6%
Venezuela NADO	VEN-NADO	51	-	10	-	61	0	0%
Korea Anti-Doping Agency	KADA	59	-	-	-	59	0	0%
International Judo Federation	IJF	59	-	-	-	59	0	0%
Bulgarian Anti-doping Center	BUL-NADO	9	-	45	-	54	0	0%
United World Wrestling	UWW	-	-	52	-	52	0	0%
Central Asia RADO	RADOCA-RADO	-	-	48	-	48	0	0%
German Football Federation	GER-FOOT	48	-	-	-	48	0	0%
Caribbean RADO	CAR-RADO	14	-	32	-	46	0	0%
International Modern Pentathlon Union	UIPM	37	-	8	-	45	0	0%
Brazilian Athletics Confederation	BRA-ATH	40	-	3	-	43	0	0%
Africa Zone V RADO	AFR-RADO-V	6	-	36	-	42	0	0%
Hong Kong Anti-Doping Committee	HKG-ADC	-	-	42	-	42	0	0%
International Cricket Council	ICC	2	-	39	-	41	0	0%
International Volleyball Federation	FIVB	6	-	34	-	40	0	0%
Africa Zone IV RADO	AFR-RADO-IV	4	-	36	-	40	0	0%
Indian Ocean RADO	IND-OCE-RADO	-	-	36	-	36	0	0%
International Canoe Federation	ICF	14	-	21	-	35	0	0%
Association of Rowing Clubs	ACT	-	-	34	-	34	0	0%
International Military Sports Council	CISM	34	-	-	-	34	0	0%
Eastern Europe RADO	E-EUR-RADO	-	-	32	-	32	0	0%
Qatar Antidoping Commission	QADC	13	-	19	-	32	0	0%
Anti-Doping Agency of Serbia	ADAS	26	-	6	-	32	0	0%
Brazilian Football Confederation	BRA-CBF	-	-	32	-	32	0	0%
New Caledonia NADO	NCL-NADO	32	-	-	-	32	0	0%
Chilean National Anti-Doping Commission	CHI-NADO	28	-	3	-	31	0	0%
Bermuda Sport Anti-Doping Authority	BSADA	16	-	15	-	31	0	0%
Slovak Anti-Doping Agency	SADA	14	-	17	-	31	0	0%
Africa Zone VI RADO	AFR-RADO-VI	-	-	29	-	29	0	0%
Chinese Taipei Anti-Doping Agency	CTADA	27	-	-	-	27	0	0%
South East Asia RADO	SE-ASIA-RADO	-	-	27	-	27	0	0%
Saudi Arabian Antidoping Committee	KSA-NADO	27	-	-	-	27	0	0%
International University Sport Federation	FISU	25	-	-	-	25	0	0%
International Basketball Federation	FIBA	21	-	4	-	25	0	0%
Africa Zone I RADO	AFR-RADO-I	-	-	25	-	25	0	0%
International Hockey Federation	FIH	15	-	9	-	24	0	0%
World Underwater Federation	CMAS	18	-	6	-	24	0	0%
Uruguay Anti-Doping	URU-NADO	19	-	4	-	23	0	0%
Jamaica Anti-Doping Commission	JADCO	20	-	1	-	21	0	0%
Monaco Anti-Doping Committee	CMA Monaco	-	-	20	-	20	0	0%
West Asia RADO	W-ASIA-RADO	-	-	19	-	19	0	0%
European Triathlon Union	ETU	18	-	-	-	18	0	0%

Table 15: ESA Tests Conducted per Testing Authority (Urine) - continued

Testing Authority	ADAMS Code	Urine						
		IC Samples	IC AAF	OOB Samples	OOB AAF	Total Samples	Total AAFs	% AAF
Badminton World Federation	BWF	7	-	11	-	18	0	0%
Agency for Anti-Doping Control of Bosnia and Herzegovina	BiH-NADO	10	-	8	-	18	0	0%
International Association for Development of Apnea	AIDA	17	-	-	-	17	0	0%
Africa Zone II & III RADO	AFR-RADO-II-III	-	-	17	-	17	0	0%
Chinese Athletic Association	CHN-AT	17	-	-	-	17	0	0%
International Orienteering Federation	IOF	15	-	2	-	17	0	0%
South East Asian Games Federation	SEAGF	16	-	-	-	16	0	0%
Kenya Athletics Federation	KEN-ATHL	15	-	-	-	15	0	0%
Puerto Rico Anti-Doping Organization	PUR-NADO	12	-	2	-	14	0	0%
Belarus National Anti-Doping Agency	BNADA	2	-	12	-	14	0	0%
International Roller Sports Federation	FIRS	12	1	2	-	14	1	7%
Slovenian Antidoping Organization	SLOADO	3	-	11	-	14	0	0%
International Committee of Mediterranean Games	ICMG	13	-	-	-	13	0	0%
International Mixed Martial Arts Federation	IMMAF	13	-	-	-	13	0	0%
Guatemala NADO	GUA-OAD	13	-	-	-	13	0	0%
Mexican National Anti-Doping Committee	MEX-NADO	12	-	-	-	12	0	0%
International Federation of Sambo	FIAS	8	-	4	-	12	0	0%
Estonian Anti-Doping Agency	EADA	1	-	11	-	12	0	0%
International Sports Federation for Athletes with an Intellectual Disability	INAS	12	-	-	-	12	0	0%
International Fencing Federation	FIE	10	-	2	-	12	0	0%
National Anti-Doping Agency of Tunisia	ANAD	7	-	5	-	12	0	0%
International Gymnastics Federation	FIG	-	-	12	-	12	0	0%
Algerian National Anti-Doping Organization	ALG-NADO	11	1	-	-	11	1	9.1%
Italian Paralympic Committee	CIP	2	-	9	-	11	0	0%
Hungarian Anti-Doping Agency	HUNADO	2	-	8	-	10	0	0%
I.R Iran National Anti-Doping Organization	IRI-NADO	9	-	1	-	10	0	0%
Comité d'Organisation des Jeux Africains	COJA	10	-	-	-	10	0	0%
International Boxing Association	AIBA	8	-	1	-	9	0	0%
World Karate Federation	WKF	6	-	3	-	9	0	0%
African Football Confederation	CAF	8	-	-	-	8	0	0%
Asean Para Sports Federation	APSF	8	-	-	-	8	0	0%
Six Nations Rugby Limited	GBR-SNRL	8	-	-	-	8	0	0%
Fédération québécoise des sports cyclistes	CANQC-CYC	8	-	-	-	8	0	0%
International Waterski & Wakeboard Federation	IWWF	6	-	2	-	8	0	0%
National Anti Doping Agency Belize	NADO-Belize	7	-	-	-	7	0	0%
Trinidad and Tobago Olympic Committee	TTOC	6	-	-	-	6	0	0%
European Judo Union	EJU	6	-	-	-	6	0	0%
European Swimming League	LEN	6	-	-	-	6	0	0%
International Floorball Federation	IFF	-	-	6	-	6	0	0%
International Ultratriathlon Association	IUTA	6	-	-	-	6	0	0%
International Police Sports Union	USIP	6	-	-	-	6	0	0%
Asian Football Confederation	AFC	6	-	-	-	6	0	0%
Andorran National Anti-Doping Commission	AND-NADO	3	-	2	-	5	0	0%
International Ski Mountaineering Federation	ISMF	2	-	3	-	5	0	0%
Italian Athletics Federation	ITA-ATH	5	-	-	-	5	0	0%
International Association of Ultrarunners	IAU	5	-	-	-	5	0	0%
World Squash Federation	WSF	-	-	5	-	5	0	0%
International Table Tennis Federation	ITTF	-	-	5	-	5	0	0%
South Asia RADO	S-ASIA-RADO	-	-	5	-	5	0	0%
International Automobile Federation	FIA	4	-	-	-	4	0	0%

Table 15: ESA Tests Conducted per Testing Authority (Urine) - continued

Testing Authority	ADAMS Code	Urine						
		IC		OOC		Total	Total	%
		Samples	AAF	Samples	AAF	Samples	AAFs	AAF
Lithuanian Anti-Doping Agency	LTU-NADO	-	-	4	-	4	0	0%
International Bobsleigh and Skeleton Federation	IBSF	-	-	4	-	4	0	0%
Anti-Doping department of State Sports Medicine Centre	LAT-NADO	2	-	1	-	3	0	0%
International Federation of Sport Climbing	IFSC	-	-	3	-	3	0	0%
Central American and Caribbean Athletic Association	NACAC	3	-	-	-	3	0	0%
International Motorcycling Federation	FIM	3	-	-	-	3	0	0%
International Shooting Sport Federation	ISSF	3	-	-	-	3	0	0%
International Savate Federation	FIS-Savate	2	-	1	-	3	0	0%
International Tennis Federation	ITF	-	-	3	-	3	0	0%
International Climbing and Mountaineering Federation	UIAA	3	-	-	-	3	0	0%
International Dragon Boat Federation	IDBF	-	-	2	-	2	0	0%
Chile Hockey and Skating Federation	CHI-FNHP	2	-	-	-	2	0	0%
World Association of Kickboxing Organizations	WAKO	-	-	2	-	2	0	0%
International Equestrian Federation	FEI	-	-	2	-	2	0	0%
International Wushu Federation	IWUF	-	-	2	-	2	0	0%
Suriname Anti-Doping Authority	SUR-NADO	2	-	-	-	2	0	0%
Asian Athletics Association	AAA	2	-	-	-	2	0	0%
Anti-Doping Commission of Malta	MLT-NADO	1	-	-	-	1	0	0%
International Federation of Cheerleading	IFC	1	-	-	-	1	0	0%
Brazilian Aquatics Confederation	BRA-AQ	1	-	-	-	1	0	0%
Brazilian Judo Confederation	BRA-CBJ	-	-	1	-	1	0	0%
World Sailing	WS	1	-	-	-	1	0	0%
National Olympic and Sports Association of Iceland	ISL-NADO	1	-	-	-	1	0	0%
Mauritius Amateur Athletics Federation	MRI-ATHL	1	-	-	-	1	0	0%
SportAccord Event Organiser	SA Event Organiser	-	-	1	-	1	0	0%
International Netball Federation	INF	-	-	1	-	1	0	0%
Totals		16656	26	16343	19	32999	45	0.14%

Table 16: ESA Tests Conducted per Testing Authority (Blood)

Testing Authority	ADAMS Code	Blood						
		IC Samples	AAF	OOC Samples	AAF	Total Samples	Total AAFs	% AAF
International Tennis Federation	ITF	63	-	530	-	593	0	0%
French Anti-Doping Agency	AFLD-NADO	384	-	104	-	488	0	0%
German National Anti-Doping Agency	NADA	54	-	274	-	328	0	0%
Irish Sports Council	ISC	2	-	207	-	209	0	0%
Russian National Anti-Doping Organization	RUSADA	75	-	109	-	184	0	0%
National Anti Doping Agency -India	IND-NADO	115	-	63	-	178	0	0%
China Anti-Doping Agency	CHINADA	13	-	113	-	126	0	0%
International Cycling Union	UCI	114	-	6	-	120	0	0%
Turkish Anti Doping Commission	TADC	99	-	-	-	99	0	0%
International Swimming Federation	FINA	88	-	-	-	88	0	0%
Italian National Anti-Doping Agency	NADO ITALIA	38	1	31	-	69	1	1.4%
UK Anti-Doping	UKAD	1	-	64	-	65	0	0%
German Football Federation	GER-FOOT	64	-	-	-	64	0	0%
Canadian Centre for Ethics in Sport	CCES	-	-	46	-	46	0	0%
International Triathlon Union	ITU	27	-	16	-	43	0	0%
International Skating Union	ISU	24	-	15	-	39	0	0%
Japan Anti-Doping Agency	JADA	10	-	28	-	38	0	0%
Pan American Sports Organization	PASO	37	-	-	-	37	0	0%
Venezuela NADO	VEN-NADO	-	-	33	-	33	0	0%
Poland Commission Against Doping in Sports	PANDA	18	-	12	-	30	0	0%
Portugal Anti-Doping Agency	ADoP	-	-	28	-	28	0	0%
World Rugby	World Rugby	-	-	28	-	28	0	0%
International Association of Athletics Federations	IAAF	-	-	26	-	26	0	0%
Comité d'Organisation des Jeux Africains	COJA	24	-	-	-	24	0	0%
US Anti-Doping Agency	USADA	7	-	15	-	22	0	0%
Korea Anti-Doping Agency	KADA	-	-	20	-	20	0	0%
World Anti-Doping Agency	WADA-AMA	-	-	18	-	18	0	0%
International University Sport Federation	FISU	18	-	-	-	18	0	0%
International Federation of Football Associations	FIFA	17	-	-	-	17	0	0%
Spain National Anti-Doping Agency	ESP-NADO	13	-	3	-	16	0	0%
Qatar Antidoping Commission	QADC	-	-	15	-	15	0	0%
Luxembourg NADO	ALAD	-	-	14	-	14	0	0%
South East Asian Games Federation	SEAGF	11	-	-	-	11	0	0%
International Biathlon Union	IBU	-	-	9	-	9	0	0%
International Motorcycling Federation	FIM	3	-	5	-	8	0	0%
International Ski Federation	FIS	-	-	8	-	8	0	0%
Hungarian Anti-Doping Agency	HUNADO	-	-	7	-	7	0	0%
Monaco Anti-Doping Committee	CMA Monaco	-	-	6	-	6	0	0%
Association of Rowing Clubs	ACT	-	-	6	-	6	0	0%
Saudi Arabian Antidoping Committee	KSA-NADO	6	-	-	-	6	0	0%
National Anti-Doping Agency Austria GmbH	NADA Austria	-	-	5	-	5	0	0%
Netherlands Anti-Doping Authority	ADAN	-	-	5	-	5	0	0%
Anti-Doping Norway	ADN	-	-	5	-	5	0	0%
Antidoping Switzerland	SUI-NADO	-	-	4	-	4	0	0%
Swedish Sports Confederation	RF	-	-	3	-	3	0	0%
International Paralympic Committee	IPC	-	-	2	-	2	0	0%
Anti-Doping Singapore	ADS	2	-	-	-	2	0	0%
Finnish Anti-Doping Agency	FINADA	-	-	2	-	2	0	0%
International Hockey Federation	FIH	2	-	-	-	2	0	0%
French Federation of Military Sport Clubs	FCSAD	2	-	-	-	2	0	0%
Anti-Doping Denmark	ADD	-	-	1	-	1	0	0%
International Volleyball Federation	FIVB	-	-	1	-	1	0	0%
Mexican National Anti-Doping Committee	MEX-NADO	1	-	-	-	1	0	0%
Totals		1332	1	1887	0	3219	1	0.03%

Table 17: GHRF (GHS/GHRP) Tests Conducted per Testing Authority (Urine)

Testing Authority	ADAMS Code	IC		Urine OOC		Total Samples	Total AAFs	% AAF
		Samples	AAF	Samples	AAF			
US Anti-Doping Agency	USADA	1557	1	2768	1	4325	2	0.0%
Canadian Centre for Ethics in Sport	CCES	851	-	1722	-	2573	0	0%
International Tennis Federation	ITF	1754	-	462	1	2216	1	0.0%
Pan American Sports Organization	PASO	1602	1	-	-	1602	1	0.1%
German National Anti-Doping Agency	NADA	537	-	864	-	1401	0	0%
UK Anti-Doping	UKAD	186	-	970	1	1156	1	0.1%
International Weightlifting Federation	IWF	507	2	125	-	632	2	0.3%
International Cycling Union	UCI	415	-	171	-	586	0	0%
Italian National Anti-Doping Agency	NADO ITALIA	151	-	402	-	553	0	0%
World Rugby	World Rugby	245	-	269	-	514	0	0%
Jamaica Anti-Doping Commission	JADCO	197	-	216	-	413	0	0%
International Paralympic Committee	IPC	197	-	115	-	312	0	0%
International Swimming Federation	FINA	37	-	259	-	296	0	0%
NADO Flanders	NADOF	171	-	104	-	275	0	0%
Antidoping Switzerland	SUI-NADO	78	-	187	-	265	0	0%
International Association of Athletics Federations	IAAF	134	-	129	-	263	0	0%
Netherlands Anti-Doping Authority	ADAN	118	-	145	-	263	0	0%
International Federation of Football Associations	FIFA	193	-	59	-	252	0	0%
Russian National Anti-Doping Organization	RUSADA	61	1	164	3	225	4	1.8%
French Anti-Doping Agency	AFLD-NADO	155	-	56	-	211	0	0%
Brazilian Athletics Confederation	BRA-ATH	180	-	3	-	183	0	0%
World Triathlon Corporation	WTC	22	-	117	-	139	0	0%
International Skating Union	ISU	122	-	17	-	139	0	0%
Qatar Antidoping Commission	QADC	101	-	14	-	115	0	0%
Anti-Doping Denmark	ADD	39	-	75	-	114	0	0%
Puerto Rico Anti-Doping Organization	PUR-NADO	29	-	80	-	109	0	0%
Irish Sports Council	ISC	-	-	107	-	107	0	0%
Caribbean RADO	CAR-RADO	41	-	59	-	100	0	0%
World Anti-Doping Agency	WADA-AMA	-	-	93	-	93	0	0%
Guatemala NADO	GUA-OAD	52	-	38	-	90	0	0%
Croatian Institute for Toxicology and Anti-Doping	CITA	43	-	40	-	83	0	0%
Spain National Anti-Doping Agency	ESP-NADO	18	-	57	-	75	0	0%
Canadian Powerlifting Union	CAN-CPU	54	-	18	-	72	0	0%
National Anti-Doping Agency Austria GmbH	NADA Austria	31	-	38	-	69	0	0%
International Volleyball Federation	FIVB	36	-	31	-	67	0	0%
Colombian NADO	COL-NADO	58	1	7	1	65	2	3.1%
Confederation of North, Central America and Caribbean Association Football	CONCACAF	61	-	-	-	61	0	0%
Anti-Doping Norway	ADN	38	-	21	-	59	0	0%
Bermuda Sport Anti-Doping Authority	BSADA	38	-	18	-	56	0	0%
French Community of Belgium NADO	BEL-CFWB	-	-	51	-	51	0	0%
Japan Anti-Doping Agency	JADA	44	-	6	-	50	0	0%
International Biathlon Union	IBU	38	-	12	-	50	0	0%
United World Wrestling	UWW	37	-	12	-	49	0	0%
International Cricket Council	ICC	4	-	44	-	48	0	0%
International Judo Federation	IJF	48	-	-	-	48	0	0%
Turkish Anti Doping Commission	TADC	19	-	28	-	47	0	0%
Guatemala National Football Federation	GUA-FNFG	47	-	-	-	47	0	0%
Ontario Hockey League	CAN-OHL	39	-	6	-	45	0	0%
Brazilian Judo Confederation	BRA-CBJ	40	-	3	-	43	0	0%
Federacion Dominicana de Medicina del Deporte	FEDOMEDE	12	-	30	-	42	0	0%

Table 17: GHRF (GHS/GHRP) Tests Conducted per Testing Authority (Urine) - continued

Testing Authority	ADAMS Code	Urine						
		IC Samples	IC AAF	OOB Samples	OOB AAF	Total Samples	Total AAFs	% AAF
International Triathlon Union	ITU	36	-	3	-	39	0	0%
Quebec Major Junior Hockey League	CAN-QMJHL	33	-	3	-	36	0	0%
International Basketball Federation	FIBA	32	-	3	-	35	0	0%
Western Hockey League	CAN-WHL	27	-	6	-	33	0	0%
Brazilian Aquatics Confederation	BRA-AQ	33	-	-	-	33	0	0%
International Rowing Federation	FISA	-	-	32	-	32	0	0%
Brazilian Automobile Confederation	BRA-CBAU	32	-	-	-	32	0	0%
El Salvador Judo Federation	FESAJUDO	30	-	-	-	30	0	0%
European Judo Union	EJU	28	-	-	-	28	0	0%
International Mixed Martial Arts Federation	IMMAF	26	-	-	-	26	0	0%
International Ski Federation	FIS	14	-	12	-	26	0	0%
Slovak Anti-Doping Agency	SADA	19	-	6	-	25	0	0%
Bulgarian Anti-doping Center	BUL-NADO	-	-	25	-	25	0	0%
Africa Zone I RADO	AFR-RADO-I	-	-	23	-	23	0	0%
I.R Iran National Anti-Doping Organization	IRI-NADO	20	-	3	-	23	0	0%
Africa Zone IV RADO	AFR-RADO-IV	-	-	23	-	23	0	0%
World Curling Federation	WCF	5	-	17	-	22	0	0%
Fédération québécoise des sports cyclistes	CANQC-CYC	21	-	-	-	21	0	0%
West Indies Cricket Board	WICB	21	-	-	-	21	0	0%
Trinidad and Tobago Olympic Committee	TTOC	20	-	-	-	20	0	0%
Anti-Doping Agency of Serbia	ADAS	15	-	4	-	19	0	0%
Australian Sports Anti-Doping Authority	ASADA	1	-	18	-	19	0	0%
Bahamas Anti-Doping Commission	BADC	13	-	5	-	18	0	0%
Egyptian National Anti-doping Organization	EGY-NADO	-	-	17	1	17	1	5.9%
Belarus National Anti-Doping Agency	BNADA	17	-	-	-	17	0	0%
National Anti-Doping Commission of Barbados	NADC	17	-	-	-	17	0	0%
World Karate Federation	WKF	14	-	2	-	16	0	0%
Athletics Canada	CAN-ATH	15	-	-	-	15	0	0%
Professional Hockey League	-	14	-	-	-	14	0	0%
Central American and Caribbean Athletic Association	NACAC	13	-	-	-	13	0	0%
World Baseball Softball Confederation	WBSC	12	-	-	-	12	0	0%
Badminton World Federation	BWF	6	-	5	-	11	0	0%
International Automobile Federation	FIA	11	-	-	-	11	0	0%
International Wheelchair and Amputee Sports Federation	IWAS	11	-	-	-	11	0	0%
World Taekwondo Federation	WTF	11	-	-	-	11	0	0%
International Federation of Bodybuilding and Fitness	IFBB	10	-	-	-	10	0	0%
International Gymnastics Federation	FIG	8	-	2	-	10	0	0%
International Federation of Sport Climbing	IFSC	7	-	3	-	10	0	0%
Suriname Anti-Doping Authority	SUR-NADO	9	-	-	-	9	0	0%
International Dragon Boat Federation	IDBF	7	-	1	-	8	0	0%
International Fencing Federation	FIE	8	-	-	-	8	0	0%
Czech Anti-Doping Committee	CADC	-	-	8	-	8	0	0%
Luxembourg NADO	ALAD	-	-	8	-	8	0	0%
Estonian Anti-Doping Agency	EADA	1	-	5	-	6	0	0%
International Federation of Sleddog Sports	IFSS	6	-	-	-	6	0	0%
Trinidad and Tobago National Amateur Athletic Association	TRI-NAAATT	6	-	-	-	6	0	0%
Professional Football League	-	6	-	-	-	6	0	0%
Brazilian Wrestling Confederation	BRA-CBL	6	-	-	-	6	0	0%
International Equestrian Federation	FEI	4	-	1	-	5	0	0%
Africa Zone II & III RADO	AFR-RADO-II-III	-	-	5	-	5	0	0%

Table 17: GHRF (GHS/GHRP) Tests Conducted per Testing Authority (Urine) - continued

Testing Authority	ADAMS Code	Urine						
		IC Samples	IC AAF	IOC Samples	IOC AAF	Total Samples	Total AAFs	% AAF
Saudi Arabian Antidoping Committee	KSA-NADO	1	-	3	-	4	0	0%
International Federation of Sambo	FIAS	-	-	4	-	4	0	0%
Association of Rowing Clubs	ACT	-	-	4	-	4	0	0%
Hungarian Anti-Doping Agency	HUNADO	2	-	2	-	4	0	0%
Comité d'Organisation des Jeux Africains	COJA	4	-	-	-	4	0	0%
International Canoe Federation	ICF	3	-	1	-	4	0	0%
Drug Free Sport New Zealand	DFSNZ	-	-	4	-	4	0	0%
International Savate Federation	FIS-Savate	2	-	1	-	3	0	0%
European Athletics Association	EA	3	-	-	-	3	0	0%
International Hockey Federation	FIH	2	-	1	-	3	0	0%
International Luge Federation	FIL	3	-	-	-	3	0	0%
Swedish Sports Confederation	RF	-	-	3	-	3	0	0%
International Lacrosse Federation	FILx	-	-	3	-	3	0	0%
Boccia International Sports Federation	BISFED	3	-	-	-	3	0	0%
Anti-Doping Commission of Malta	MLT-NADO	1	-	1	-	2	0	0%
International Floorball Federation	IFF	2	-	-	-	2	0	0%
International Waterski & Wakeboard Federation	IWWF	-	-	2	-	2	0	0%
International Boxing Association	AIBA	2	-	-	-	2	0	0%
World Squash Federation	WSF	-	-	2	-	2	0	0%
International Table Tennis Federation	ITTF	-	-	2	-	2	0	0%
Cyprus Anti-Doping Authority	CYADA	-	-	2	-	2	0	0%
Finnish Anti-Doping Agency	FINADA	-	-	2	-	2	0	0%
Norwegian Athletics Federation	NFIF	2	-	-	-	2	0	0%
European Boxing Union	EBU	1	-	-	-	1	0	0%
World Boxing Association	WBA	1	-	-	-	1	0	0%
World Archery Federation	WA	-	-	1	-	1	0	0%
World Underwater Federation	CMAS	-	-	1	-	1	0	0%
Australian Rugby Union	ARU	1	-	-	-	1	0	0%
Slovenian Antidoping Organization	SLOADO	-	-	1	-	1	0	0%
International Bobsleigh and Skeleton Federation	IBSF	-	-	1	-	1	0	0%
Union of European Football Associations	UEFA	1	-	-	-	1	0	0%
Guatemala National Olympic Committee	GUA-NOC	-	-	1	-	1	0	0%
African Football Confederation	CAF	1	-	-	-	1	0	0%
World Boxing Council	WBC	1	-	-	-	1	0	0%
Congo National Anti-Doping Committee	CGO-NADO	1	-	-	-	1	0	0%
Hong Kong Anti-Doping Committee	HKG-ADC	-	-	1	-	1	0	0%
International Federation Icestocksport	IFI	-	-	1	-	1	0	0%
Eastern Europe RADO	E-EUR-RADO	-	-	1	-	1	0	0%
International Federation of Cheerleading	IFC	1	-	-	-	1	0	0%
Andorran National Anti-Doping Commission	AND-NADO	-	-	1	-	1	0	0%
International Wushu Federation	IWUF	-	-	1	-	1	0	0%
International Climbing and Mountaineering Federation	UIAA	-	-	1	-	1	0	0%
China Anti-Doping Agency	CHINADA	-	-	1	-	1	0	0%
International Powerboating Union	UIM	-	-	1	-	1	0	0%
Totals		11120	6	10502	8	21622	14	0.06%

Table 18: GHRF (GHRH) Tests Conducted per Testing Authority (Urine)

Testing Authority	ADAMS Code	Urine						
		IC		OOC		Total Samples	Total AAFs	% AAF
		Samples	AAF	Samples	AAF			
German National Anti-Doping Agency	NADA	3	-	40	-	43	0	0%
Japan Anti-Doping Agency	JADA	34	-	1	-	35	0	0%
French Anti-Doping Agency	AFLD-NADO	6	-	1	-	7	0	0%
International Skating Union	ISU	5	-	-	-	5	0	0%
Turkish Anti Doping Commission	TADC	3	-	-	-	3	0	0%
International Weightlifting Federation	IWF	2	-	-	-	2	0	0%
Badminton World Federation	BWF	-	-	2	-	2	0	0%
Netherlands Anti-Doping Authority	ADAN	-	-	1	-	1	0	0%
United World Wrestling	UWW	1	-	-	-	1	0	0%
US Anti-Doping Agency	USADA	-	-	1	-	1	0	0%
World Triathlon Corporation	WTC	-	-	1	-	1	0	0%
World Anti-Doping Agency	WADA-AMA	-	-	1	-	1	0	0%
International Table Tennis Federation	ITTF	-	-	1	-	1	0	0%
UK Anti-Doping	UKAD	-	-	1	-	1	0	0%
Luxembourg NADO	ALAD	-	-	1	-	1	0	0%
Totals		54	0	51	0	105	0	0.00%

Table 19: GnRH Tests Conducted per Testing Authority (Urine)

Testing Authority	ADAMS Code	Urine						
		IC Samples	IC AAF	OOB Samples	OOB AAF	Total Samples	Total AAFs	% AAF
German National Anti-Doping Agency	NADA	170	-	562	-	732	0	0%
International Cycling Union	UCI	241	-	152	-	393	0	0%
Antidoping Switzerland	SUI-NADO	78	-	182	-	260	0	0%
French Anti-Doping Agency	AFLD-NADO	156	-	55	-	211	0	0%
International Weightlifting Federation	IWF	140	-	70	-	210	0	0%
Netherlands Anti-Doping Authority	ADAN	33	-	72	-	105	0	0%
World Rugby	World Rugby	22	-	82	-	104	0	0%
Irish Sports Council	ISC	-	-	102	-	102	0	0%
World Anti-Doping Agency	WADA-AMA	-	-	61	-	61	0	0%
World Triathlon Corporation	WTC	1	-	51	-	52	0	0%
Turkish Anti Doping Commission	TADC	22	-	27	-	49	0	0%
US Anti-Doping Agency	USADA	4	-	21	-	25	0	0%
International Association of Athletics Federations	IAAF	12	-	12	-	24	0	0%
Africa Zone I RADO	AFR-RADO-I	-	-	23	-	23	0	0%
I.R Iran National Anti-Doping Organization	IRI-NADO	20	-	3	-	23	0	0%
Australian Sports Anti-Doping Authority	ASADA	1	-	15	-	16	0	0%
United World Wrestling	UWW	9	-	6	-	15	0	0%
International Paralympic Committee	IPC	3	-	10	-	13	0	0%
International Rowing Federation	FISA	-	-	11	-	11	0	0%
International Basketball Federation	FIBA	9	-	-	-	9	0	0%
International Judo Federation	IJF	8	-	-	-	8	0	0%
Luxembourg NADO	ALAD	-	-	8	-	8	0	0%
International Cricket Council	ICC	-	-	7	-	7	0	0%
International Ski Federation	FIS	-	-	6	-	6	0	0%
UK Anti-Doping	UKAD	-	-	6	-	6	0	0%
Africa Zone II & III RADO	AFR-RADO-II-III	-	-	5	-	5	0	0%
World Karate Organization	WKO	4	-	-	-	4	0	0%
European Athletics Association	EA	4	-	-	-	4	0	0%
Comité d'Organisation des Jeux Africains	COJA	4	-	-	-	4	0	0%
International Equestrian Federation	FEI	4	-	-	-	4	0	0%
Saudi Arabian Antidoping Committee	KSA-NADO	1	-	3	-	4	0	0%
International Savate Federation	FIS-Savate	2	-	1	-	3	0	0%
International Canoe Federation	ICF	3	-	-	-	3	0	0%
Anti-Doping Denmark	ADD	-	-	2	-	2	0	0%
Spain National Anti-Doping Agency	ESP-NADO	-	-	2	-	2	0	0%
Union of European Football Associations	UEFA	2	-	-	-	2	0	0%
International Waterski & Wakeboard Federation	IWWF	-	-	2	-	2	0	0%
Cyprus Anti-Doping Authority	CYADA	-	-	2	-	2	0	0%
International Biathlon Union	IBU	-	-	2	-	2	0	0%
Estonian Karate Federation	EKF	1	-	-	-	1	0	0%
World Boxing Association	WBA	1	-	-	-	1	0	0%
International Dragon Boat Federation	IDBF	-	-	1	-	1	0	0%
Algerian National Anti-Doping Organization	ALG-NADO	1	-	-	-	1	0	0%
World Karate Federation	WKF	-	-	1	-	1	0	0%
Colombian NADO	COL-NADO	1	-	-	-	1	0	0%
Japan Keirin Foundation	JKA	1	-	-	-	1	0	0%
International Table Tennis Federation	ITTF	-	-	1	-	1	0	0%
International Federation of Cheerleading	IFC	1	-	-	-	1	0	0%
International Swimming Federation	FINA	1	-	-	-	1	0	0%
World Boxing Council	WBC	1	-	-	-	1	0	0%

Table 19: GnRH Tests Conducted per Testing Authority (Urine) - continued

Testing Authority	ADAMS Code	Urine						
		IC		OOC		Total	Total	%
		Samples	AAF	Samples	AAF	Samples	AAFs	AAF
African Football Confederation	CAF	1	-	-	-	1	0	0%
International Federation of Sport Climbing	IFSC	-	-	1	-	1	0	0%
International Wushu Federation	IWUF	-	-	1	-	1	0	0%
Congo National Anti-Doping Committee	CGO-NADO	1	-	-	-	1	0	0%
European Boxing Union	EBU	1	-	-	-	1	0	0%
Egyptian National Anti-doping Organization	EGY-NADO	-	-	1	-	1	0	0%
Totals		964	0	1569	0	2533	0	0%

Table 20: Insulin Tests Conducted per Testing Authority (Urine and Blood)

Testing Authority	ADAMS Code	Urine						
		IC Samples	IC AAF	OOC Samples	OOC AAF	Total Samples	Total AAFs	% AAF
German National Anti-Doping Agency	NADA	34	-	325	-	359	0	0%
International Cycling Union	UCI	95	-	2	-	97	0	0%
World Anti-Doping Agency	WADA-AMA	-	-	57	-	57	0	0%
Turkish Anti Doping Commission	TADC	22	-	28	-	50	0	0%
UK Anti-Doping	UKAD	2	-	28	-	30	0	0%
Antidoping Switzerland	SUI-NADO	-	-	21	-	21	0	0%
International Judo Federation	IJF	16	-	-	-	16	0	0%
Canadian Centre for Ethics in Sport	CCES	14	-	1	-	15	0	0%
International Association of Athletics Federations	IAAF	9	-	4	-	13	0	0%
Australian Sports Anti-Doping Authority	ASADA	-	-	10	-	10	0	0%
Luxembourg NADO	ALAD	-	-	7	-	7	0	0%
Netherlands Anti-Doping Authority	ADAN	-	-	6	1	6	1	16.7%
International Basketball Federation	FIBA	3	-	-	-	3	0	0%
US Anti-Doping Agency	USADA	-	-	3	-	3	0	0%
Anti-Doping Denmark	ADD	-	-	2	-	2	0	0%
International Weightlifting Federation	IWF	2	-	-	-	2	0	0%
International Federation of Sport Climbing	IFSC	-	-	2	-	2	0	0%
International Rowing Federation	FISA	-	-	2	-	2	0	0%
International Paralympic Committee	IPC	-	-	2	-	2	0	0%
International Gymnastics Federation	FIG	-	-	1	-	1	0	0%
World Triathlon Corporation	WTC	-	-	1	-	1	0	0%
World Rugby	World Rugby	-	-	1	-	1	0	0%
Totals		197	0	503	1	700	1	0%

Testing Authority	ADAMS Code	Blood						
		IC Samples	IC AAF	OOC Samples	OOC AAF	Total Samples	Total AAFs	% AAF
UK Anti-Doping	UKAD	4	-	47	-	51	0	0%
Totals		4	0	47	0	51	0	0%

Table 21: IGF-I Tests Conducted per Testing Authority (Urine and Blood)

Testing Authority	ADAMS Code	Urine						
		IC		OOC		Total	Total	%
		Samples	AAF	Samples	AAF	Samples	AAFs	AAF
German National Anti-Doping Agency	NADA	24	-	228	-	252	0	0%
World Anti-Doping Agency	WADA-AMA	-	-	55	-	55	0	0%
Turkish Anti Doping Commission	TADC	22	-	28	-	50	0	0%
International Cycling Union	UCI	11	-	2	-	13	0	0%
Antidoping Switzerland	SUI-NADO	-	-	10	-	10	0	0%
Australian Sports Anti-Doping Authority	ASADA	-	-	10	-	10	0	0%
Luxembourg NADO	ALAD	-	-	7	-	7	0	0%
International Association of Athletics Federations	IAAF	7	-	-	-	7	0	0%
Netherlands Anti-Doping Authority	ADAN	-	-	5	-	5	0	0%
Anti-Doping Denmark	ADD	-	-	2	-	2	0	0%
International Weightlifting Federation	IWF	2	-	-	-	2	0	0%
World Triathlon Corporation	WTC	-	-	1	-	1	0	0%
US Anti-Doping Agency	USADA	-	-	1	-	1	0	0%
Totals		66	0	349	0	415	0	0%

Testing Authority	ADAMS Code	Blood						
		IC		OOC		Total	Total	%
		Samples	AAF	Samples	AAF	Samples	AAFs	AAF
Antidoping Switzerland	SUI-NADO	-	-	1	-	1	0	0%
World Anti-Doping Agency	WADA-AMA	-	-	1	-	1	0	0%
Totals		0	0	2	0	2	0	0%

Table 22: hGH Isoforms Tests Conducted per Testing Authority (Blood)

Testing Authority	ADAMS Code	IC		Blood OOC		Total Samples	Total AAFs	% AAF
		Samples	AAF	Samples	AAF			
German National Anti-Doping Agency	NADA	245	-	1103	-	1348	0	0%
Russian National Anti-Doping Organization	RUSADA	134	-	695	1	829	1	0.1%
International Tennis Federation	ITF	144	-	554	-	698	0	0%
US Anti-Doping Agency	USADA	80	-	569	-	649	0	0%
China Anti-Doping Agency	CHINADA	160	-	412	-	572	0	0%
Australian Sports Anti-Doping Authority	ASADA	30	-	455	-	485	0	0%
Union of European Football Associations	UEFA	149	-	235	-	384	0	0%
International Ski Federation	FIS	49	-	310	-	359	0	0%
Spain National Anti-Doping Agency	ESP-NADO	81	-	255	-	336	0	0%
World Rugby	World Rugby	11	-	312	-	323	0	0%
Poland Commission Against Doping in Sports	PANDA	41	-	259	-	300	0	0%
UK Anti-Doping	UKAD	198	-	89	-	287	0	0%
Pan American Sports Organization	PASO	275	-	9	-	284	0	0%
International Association of Athletics Federations	IAAF	-	-	282	1	282	1	0.4%
Finnish Anti-Doping Agency	FINADA	67	-	194	-	261	0	0%
Irish Sports Council	ISC	1	-	227	-	228	0	0%
International Weightlifting Federation	IWF	165	-	47	-	212	0	0%
Romanian National Anti-Doping Agency	ANAD-Romania	16	-	173	-	189	0	0%
International Cycling Union	UCI	143	-	38	1	181	1	0.6%
National Anti Doping Agency -India	IND-NADO	115	-	63	-	178	0	0%
Brasilian Authority on Anti-Doping Control	ABCD	34	-	133	-	167	0	0%
Venezuela NADO	VEN-NADO	-	-	154	-	154	0	0%
Kazakhstan National Anti-Doping Centre	KAZ-NADO	70	-	58	-	128	0	0%
Italian National Anti-Doping Agency	NADO ITALIA	59	-	61	-	120	0	0%
International Paralympic Committee	IPC	67	-	51	-	118	0	0%
World Triathlon Corporation	WTC	-	-	111	-	111	0	0%
International Volleyball Federation	FIVB	4	-	103	-	107	0	0%
French Anti-Doping Agency	AFLD-NADO	36	-	68	-	104	0	0%
European Olympic Committee	EOC	102	-	-	-	102	0	0%
National Anti-Doping Agency Austria GmbH	NADA Austria	12	-	85	-	97	0	0%
Czech Anti-Doping Committee	CADC	3	-	93	-	96	0	0%
South African Institute for Drug-Free Sport	SAIDS	14	-	76	-	90	0	0%
Canadian Centre for Ethics in Sport	CCES	-	-	89	-	89	0	0%
Hungarian Anti-Doping Agency	HUNADO	12	-	76	-	88	0	0%
Colombian NADO	COL-NADO	63	-	21	-	84	0	0%
German Football Federation	GER-FOOT	72	-	-	-	72	0	0%
South American Football Confederation	CSF/CONMEBOL	6	-	62	-	68	0	0%
Swedish Sports Confederation	RF	-	-	60	-	60	0	0%
Korea Anti-Doping Agency	KADA	50	1	-	-	50	1	2.0%
Jamaica Anti-Doping Commission	JADCO	29	-	11	-	40	0	0%
World Anti-Doping Agency	WADA-AMA	-	-	40	-	40	0	0%
International University Sport Federation	FISU	36	-	3	-	39	0	0%
Japan Anti-Doping Agency	JADA	13	-	26	-	39	0	0%
Anti-Doping Norway	ADN	-	-	38	-	38	0	0%
Drug Free Sport New Zealand	DFSNZ	-	-	33	-	33	0	0%
Bulgarian Anti-doping Center	BUL-NADO	4	-	28	-	32	0	0%
Portugal Anti-Doping Agency	ADoP	-	-	31	-	31	0	0%
Mexican National Anti-Doping Committee	MEX-NADO	29	-	-	-	29	0	0%
Cuban National Anti-Doping Agency	CUB-NADO	-	-	29	-	29	0	0%
Hong Kong Anti-Doping Committee	HKG-ADC	-	-	24	-	24	0	0%
Comité d'Organisation des Jeux Africains	COJA	24	-	-	-	24	0	0%
German Natural Bodybuilding & Fitness Federation	GNBF	11	-	12	-	23	0	0%
International Triathlon Union	ITU	17	-	6	-	23	0	0%

Table 22: hGH Isoforms Tests Conducted per Testing Authority (Blood) - continued

Testing Authority	ADAMS Code	Blood						
		IC Samples	IC AAF	OOC Samples	OOC AAF	Total Samples	Total AAFs	% AAF
International Basketball Federation	FIBA	13	-	6	-	19	0	0%
International Federation of Football Associations	FIFA	19	-	-	-	19	0	0%
Anti-Doping Denmark	ADD	-	-	18	-	18	0	0%
Luxembourg NADO	ALAD	-	-	17	-	17	0	0%
International Biathlon Union	IBU	-	-	17	-	17	0	0%
International Hockey Federation	FIH	6	-	10	-	16	0	0%
International Rowing Federation	FISA	-	-	16	-	16	0	0%
International Motorcycling Federation	FIM	3	-	11	-	14	0	0%
International Bobsleigh and Skeleton Federation	IBSF	-	-	13	-	13	0	0%
Antidoping Switzerland	SUI-NADO	1	-	12	-	13	0	0%
Qatar Antidoping Commission	QADC	-	-	13	-	13	0	0%
International Powerlifting Federation	IPF	-	-	12	-	12	0	0%
International Blind Sport Association	IBSA	10	-	-	-	10	0	0%
World Sailing	WS	-	-	10	-	10	0	0%
International Federation of Sambo	FIAS	8	-	2	-	10	0	0%
Monaco Anti-Doping Committee	CMA Monaco	-	-	9	-	9	0	0%
International Canoe Federation	ICF	3	-	6	-	9	0	0%
United World Wrestling	UWW	-	-	7	-	7	0	0%
International Skating Union	ISU	-	-	7	-	7	0	0%
Estonian Anti-Doping Agency	EADA	-	-	6	-	6	0	0%
International Floorball Federation	IFF	-	-	6	-	6	0	0%
International Military Sports Council	CISM	6	-	-	-	6	0	0%
Association of Rowing Clubs	ACT	-	-	6	-	6	0	0%
International Automobile Federation	FIA	-	-	6	-	6	0	0%
International Fencing Federation	FIE	6	-	-	-	6	0	0%
Badminton World Federation	BWF	2	-	4	-	6	0	0%
International Swimming Federation	FINA	1	-	4	-	5	0	0%
International Modern Pentathlon Union	UIPM	3	-	2	-	5	0	0%
Netherlands Anti-Doping Authority	ADAN	-	-	5	-	5	0	0%
Asian Federation of Bodybuilding & Fitness	AFBF	4	-	-	-	4	0	0%
World Association of Kickboxing Organizations	WAKO	-	-	3	-	3	0	0%
International Ski Mountaineering Federation	ISMF	-	-	3	-	3	0	0%
Anti-Doping department of State Sports Medicine Centre	LAT-NADO	-	-	3	-	3	0	0%
European Powerlifting Federation	EPF	3	-	-	-	3	0	0%
International Roller Sports Federation	FIRS	1	-	2	-	3	0	0%
Slovak Anti-Doping Agency	SADA	-	-	2	-	2	0	0%
Cyprus Anti-Doping Authority	CYADA	-	-	2	-	2	0	0%
World Squash Federation	WSF	-	-	2	-	2	0	0%
World Karate Federation	WKF	2	-	-	-	2	0	0%
International Netball Federation	INF	-	-	2	-	2	0	0%
International Korfball Federation	IKF	-	-	2	-	2	0	0%
International Wushu Federation	IWUF	-	-	1	-	1	0	0%
Andorran National Anti-Doping Commission	AND-NADO	-	-	1	-	1	0	0%
NADO Flanders	NADOF	-	-	1	-	1	0	0%
International Gymnastics Federation	FIG	-	-	1	-	1	0	0%
International Fistball Association	IFA	-	-	1	-	1	0	0%
Canadian Powerlifting Union	CAN-CPU	-	-	1	-	1	0	0%
International Waterski & Wakeboard Federation	IWWF	1	-	-	-	1	0	0%
Anti-Doping Agency of Serbia	ADAS	-	-	1	-	1	0	0%
World Underwater Federation	CMAS	-	-	1	-	1	0	0%
International Table Tennis Federation	ITTF	-	-	1	-	1	0	0%
International Equestrian Federation	FEI	-	-	1	-	1	0	0%
Totals		2963	1	8119	3	11082	4	0.04%

Table 23: hGH Biomarkers Tests Conducted per Testing Authority (Blood)

Testing Authority	ADAMS Code	Blood						
		IC		OOC		Total Samples	Total AAFs	% AAF
		Samples	AAF	Samples	AAF			
German National Anti-Doping Agency	NADA	28	-	460	-	488	0	0%
UK Anti-Doping	UKAD	114	-	318	-	432	0	0%
Anti-Doping Norway	ADN	16	-	411	-	427	0	0%
Italian National Anti-Doping Agency	NADO ITALIA	65	-	89	-	154	0	0%
World Rugby	World Rugby	8	-	137	-	145	0	0%
Czech Anti-Doping Committee	CADC	3	-	80	-	83	0	0%
Anti-Doping Denmark	ADD	7	-	70	-	77	0	0%
Australian Sports Anti-Doping Authority	ASADA	20	-	52	-	72	0	0%
International Ski Federation	FIS	-	-	60	-	60	0	0%
International Paralympic Committee	IPC	-	-	40	-	40	0	0%
Antidoping Switzerland	SUI-NADO	-	-	39	-	39	0	0%
World Triathlon Corporation	WTC	-	-	24	-	24	0	0%
German Natural Bodybuilding & Fitness Federation	GNBF	11	-	12	-	23	0	0%
Union of European Football Associations	UEFA	12	-	10	-	22	0	0%
Qatar Antidoping Commission	QADC	-	-	15	-	15	0	0%
International Volleyball Federation	FIVB	-	-	11	-	11	0	0%
International Association of Athletics Federations	IAAF	-	-	11	-	11	0	0%
World Anti-Doping Agency	WADA-AMA	-	-	7	-	7	0	0%
International Bobsleigh and Skeleton Federation	IBSF	-	-	7	-	7	0	0%
International Basketball Federation	FIBA	-	-	6	-	6	0	0%
Estonian Anti-Doping Agency	EADA	-	-	6	-	6	0	0%
International Motorcycling Federation	FIM	-	-	5	-	5	0	0%
US Anti-Doping Agency	USADA	-	-	5	-	5	0	0%
International Cycling Union	UCI	3	-	-	-	3	0	0%
Canadian Centre for Ethics in Sport	CCES	-	-	3	-	3	0	0%
Irish Sports Council	ISC	-	-	3	-	3	0	0%
Badminton World Federation	BWF	-	-	3	-	3	0	0%
International Modern Pentathlon Union	UIPM	-	-	2	-	2	0	0%
International Weightlifting Federation	IWF	-	-	2	-	2	0	0%
International Hockey Federation	FIH	2	-	-	-	2	0	0%
Anti-Doping department of State Sports Medicine Centre	LAT-NADO	-	-	2	-	2	0	0%
International Skating Union	ISU	-	-	2	-	2	0	0%
International Canoe Federation	ICF	-	-	1	-	1	0	0%
Totals		289	0	1893	0	2182	0	0.00%

Table 24: HBT (Transfusion) Tests Conducted per Testing Authority (Blood)

Testing Authority	ADAMS Code	Blood						
		IC Samples	IC AAF	OOC Samples	OOC AAF	Total Samples	Total AAFs	% AAF
International Tennis Federation	ITF	-	-	279	-	279	0	0%
Irish Sports Council	ISC	-	-	124	-	124	0	0%
National Anti Doping Agency -India	IND-NADO	11	-	86	-	97	0	0%
Spain National Anti-Doping Agency	ESP-NADO	12	-	50	-	62	0	0%
International Swimming Federation	FINA	41	-	3	-	44	0	0%
Russian National Anti-Doping Organization	RUSADA	17	-	17	-	34	0	0%
German National Anti-Doping Agency	NADA	3	-	29	-	32	0	0%
International Triathlon Union	ITU	24	-	-	-	24	0	0%
Italian National Anti-Doping Agency	NADO ITALIA	8	-	12	-	20	0	0%
Poland Commission Against Doping in Sports	PANDA	15	-	-	-	15	0	0%
World Anti-Doping Agency	WADA-AMA	-	-	14	-	14	0	0%
Pan American Sports Organization	PASO	7	-	-	-	7	0	0%
Netherlands Anti-Doping Authority	ADAN	-	-	6	-	6	0	0%
International Skating Union	ISU	1	-	3	-	4	0	0%
Canadian Centre for Ethics in Sport	CCES	-	-	2	-	2	0	0%
US Anti-Doping Agency	USADA	-	-	2	-	2	0	0%
International Paralympic Committee	IPC	2	-	-	-	2	0	0%
International Association of Athletics Federations	IAAF	-	-	2	-	2	0	0%
South African Institute for Drug-Free Sport	SAIDS	-	-	1	-	1	0	0%
Totals		141	0	630	0	771	0	0%

Table 25: HBOC Tests Conducted per Testing Authority (Blood)

Testing Authority	ADAMS Code	Blood						
		IC Samples	IC AAF	OOC Samples	OOC AAF	Total Samples	Total AAFs	% AAF
Australian Sports Anti-Doping Authority	ASADA	30	-	470	-	500	0	0%
International Tennis Federation	ITF	43	-	416	-	459	0	0%
National Anti Doping Agency -India	IND-NADO	177	-	251	-	428	0	0%
Poland Commission Against Doping in Sports	PANDA	41	-	220	-	261	0	0%
International Swimming Federation	FINA	178	-	2	-	180	0	0%
Irish Sports Council	ISC	2	-	178	-	180	0	0%
Antidoping Switzerland	SUI-NADO	4	-	163	-	167	0	0%
Turkish Anti Doping Commission	TADC	99	-	-	-	99	0	0%
World Rugby	World Rugby	-	-	73	-	73	0	0%
German Football Federation	GER-FOOT	64	-	-	-	64	0	0%
World Anti-Doping Agency	WADA-AMA	-	-	34	-	34	0	0%
International Weightlifting Federation	IWF	30	-	-	-	30	0	0%
Japan Anti-Doping Agency	JADA	-	-	29	-	29	0	0%
Drug Free Sport New Zealand	DFSNZ	-	-	28	-	28	0	0%
Russian National Anti-Doping Organization	RUSADA	19	-	2	-	21	0	0%
China Anti-Doping Agency	CHINADA	6	-	11	-	17	0	0%
Qatar Antidoping Commission	QADC	-	-	15	-	15	0	0%
International Triathlon Union	ITU	12	-	-	-	12	0	0%
Spain National Anti-Doping Agency	ESP-NADO	8	-	2	-	10	0	0%
World Triathlon Corporation	WTC	-	-	8	-	8	0	0%
International Association of Athletics Federations	IAAF	-	-	7	-	7	0	0%
US Anti-Doping Agency	USADA	3	-	2	-	5	0	0%
Netherlands Anti-Doping Authority	ADAN	-	-	5	-	5	0	0%
Union of European Football Associations	UEFA	4	-	-	-	4	0	0%
International Skating Union	ISU	1	-	3	-	4	0	0%
International Netball Federation	INF	-	-	2	-	2	0	0%
Italian Paralympic Committee	CIP	2	-	-	-	2	0	0%
Canadian Centre for Ethics in Sport	CCES	-	-	1	-	1	0	0%
Anti-Doping Denmark	ADD	-	-	1	-	1	0	0%
Totals		723	0	1923	0	2646	0	0%

Table 26: ASOIF Sport - Aquatics

Testing Authority (TA)	ADAMS Code	Urine						Blood						Total Samples	% AAF
		IC			OOC			IC			OOC				
		Samples	ATF	AAF	Samples	ATF	AAF	Samples	ATF	AAF	Samples	ATF	AAF		
International Swimming Federation	FINA	1093	3	12	827	-	2	231	-	-	10	-	-	2161	0.6%
China Anti-Doping Agency	CHINADA	497	17	-	1269	38	4	35	-	-	35	-	-	1836	0.2%
Russian National Anti-Doping Organization	RUSADA	263	2	-	507	-	2	13	-	-	61	-	-	844	0.2%
German National Anti-Doping Agency	NADA	189	-	-	467	-	-	8	-	-	68	-	-	732	-
US Anti-Doping Agency	USADA	311	-	2	383	-	-	-	-	-	9	-	-	703	0.3%
Australian Sports Anti-Doping Authority	ASADA	89	-	2	242	4	-	-	-	-	36	-	-	367	0.5%
Italian National Anti-Doping Agency	NADO ITALIA	224	-	3	96	1	-	-	-	-	33	-	-	353	0.8%
Japan Anti-Doping Agency	JADA	159	4	-	110	-	-	-	-	-	1	-	-	270	-
Spain National Anti-Doping Agency	ESP-NADO	171	6	2	62	-	-	22	-	-	7	-	-	262	0.8%
French Anti-Doping Agency	AFLD-NADO	116	-	1	133	-	-	-	-	-	4	-	-	253	0.4%
Pan American Sports Organization	PASO	199	11	3	-	-	-	35	-	-	-	-	-	234	1.3%
Turkish Anti Doping Commission	TADC	221	-	-	3	-	-	-	-	-	-	-	-	224	-
National Anti Doping Agency -India	IND-NADO	216	-	3	5	-	-	-	-	-	-	-	-	221	1.4%
Kazakhstan National Anti-Doping Centre	KAZ-NADO	99	-	2	112	-	-	-	-	-	-	-	-	211	0.9%
Hungarian Anti-Doping Agency	HUNADO	46	-	-	139	-	-	-	-	-	10	-	-	195	-
Canadian Centre for Ethics in Sport	CCES	52	-	-	130	-	-	-	-	-	-	-	-	182	-
International University Sport Federation	FISU	160	-	-	-	-	-	16	-	-	-	-	-	176	-
Portugal Anti-Doping Agency	ADoP	170	-	2	2	-	-	-	-	-	1	-	-	173	1.2%
Korea Anti-Doping Agency	KADA	98	-	-	54	-	-	12	-	-	5	-	-	169	-
Romanian National Anti-Doping Agency	ANAD-Romania	47	-	-	105	-	-	-	-	-	9	-	-	161	-
Antidoping Switzerland	SUI-NADO	36	1	1	91	-	-	2	-	-	24	-	-	153	0.7%
European Olympic Committees	EOC	143	-	-	-	-	-	-	-	-	-	-	-	143	-
Poland Commission Against Doping in Sports	PANDA	64	-	2	60	2	-	2	-	-	7	-	-	133	1.5%
Colombian NADO	COL-NADO	111	-	-	4	-	-	6	-	-	-	-	-	121	-
Mexican National Anti-Doping Committee	MEX-NADO	15	-	-	102	-	-	-	-	-	-	-	-	117	-
Anti-Doping Agency of Malaysia	ADAMAS	56	-	-	60	-	-	-	-	-	-	-	-	116	-
Netherlands Anti-Doping Authority	ADAN	64	-	1	45	-	-	-	-	-	2	-	-	111	0.9%
European Swimming League	LEN	109	-	-	-	-	-	-	-	-	-	-	-	109	-
UK Anti-Doping	UKAD	15	-	-	72	-	-	-	-	-	14	-	-	101	-
Swedish Sports Confederation	RF	23	-	-	72	-	-	-	-	-	3	-	-	98	-
Brasilian Authority on Anti-Doping Control	ABCD	53	-	-	23	-	-	6	-	-	14	-	-	96	-
Venezuela NADO	VEN-NADO	45	-	-	44	-	-	-	-	-	6	-	-	95	-
Czech Anti-Doping Committee	CADC	74	-	-	14	-	-	-	-	-	6	-	-	94	-
Cuban National Anti-Doping Agency	CUB-NADO	-	-	-	85	-	-	-	-	-	-	-	-	85	-
South African Institute for Drug-Free Sport	SAIDS	75	-	4	8	-	-	-	-	-	-	-	-	83	4.8%
South East Asian Games Federation	SEAGF	80	-	-	-	-	-	-	-	-	-	-	-	80	-
Sports Authority of Thailand	THA-NADO	32	-	-	46	-	1	-	-	-	-	-	-	78	1.3%
Anti-Doping Denmark	ADD	13	-	-	54	-	-	-	-	-	3	-	-	70	-
Finnish Anti-Doping Agency	FINADA	29	-	-	34	-	-	2	-	-	4	-	-	69	-
Croatian Institute for Toxicology and Anti-Doping	CITA	30	-	-	33	-	-	-	-	-	-	-	-	63	-
Italian Ministry of Health Departement	CVD-Italia	59	-	-	-	-	-	-	-	-	-	-	-	59	-
National Anti-Doping Agency Austria GmbH	NADA Austria	8	-	-	44	-	-	-	-	-	3	-	-	55	-
Irish Sports Council	ISC	8	-	-	22	-	-	-	-	-	23	-	-	53	-
Anti-Doping Agency of Serbia	ADAS	43	-	-	5	-	-	-	-	-	-	-	-	48	-
Chilean National Anti-Doping Commission	CHI-NADO	42	-	-	5	-	-	-	-	-	-	-	-	47	-
Brazilian Aquatics Confederation	BRA-AQ	45	-	-	-	-	-	-	-	-	-	-	-	45	-
Comité d'Organisation des Jeux Africains	COJA	45	-	-	-	-	-	-	-	-	-	-	-	45	-
Hong Kong Anti-Doping Committee	HKG-ADC	8	-	-	30	-	-	-	-	-	6	-	-	44	-
Anti-Doping Norway	ADN	20	-	-	15	-	-	-	-	-	5	-	-	40	-
NADO Flanders	NADOF	18	-	-	21	-	-	-	-	-	-	-	-	39	-
Drug Free Sport New Zealand	DFSNZ	26	1	-	11	-	-	-	-	-	-	-	-	37	-
French Community of Belgium NADO	BEL-CFWB	33	-	-	2	-	-	-	-	-	-	-	-	35	-
Oceania RADO	O-RADO	33	-	-	2	-	-	-	-	-	-	-	-	35	-
Saudi Arabian Antidoping Committee	KSA-NADO	32	-	-	-	-	-	2	-	-	-	-	-	34	-
Hellenic National Council for Combatting Doping	ESKAN	10	-	-	21	-	-	-	-	-	-	-	-	31	-
Asian Swimming Federation	AASF	27	1	-	-	-	-	-	-	-	-	-	-	27	-
World Anti-Doping Agency	WADA-AMA	-	-	-	20	-	1	-	-	-	7	-	-	27	3.7%
Bulgarian Anti-doping Center	BUL-NADO	12	-	-	14	-	-	-	-	-	1	-	-	27	-
Mexican National Sports Council of Education	MEX-NSCE	27	-	-	-	-	-	-	-	-	-	-	-	27	-
I.R Iran National Anti-Doping Organization	IRI-NADO	26	-	1	-	-	-	-	-	-	-	-	-	26	3.8%
Hong Kong Amateur Swimming Association	HKG-AQ	25	1	-	-	-	-	-	-	-	-	-	-	25	-
Anti-Doping Singapore	ADS	-	-	-	25	-	-	-	-	-	-	-	-	25	-
National Anti-Doping Agency of Tunisia	ANAD	22	-	-	-	-	-	-	-	-	-	-	-	22	-
Luxembourg NADO	ALAD	10	-	-	8	-	-	-	-	-	3	-	-	21	-
Slovak Anti-Doping Agency	SADA	12	-	-	9	-	-	-	-	-	-	-	-	21	-
Caribbean RADO	CAR-RADO	14	-	-	6	-	-	-	-	-	-	-	-	20	-
Bermuda Sport Anti- Doping Authority	BSADA	15	-	-	3	-	-	-	-	-	-	-	-	18	-
Algerian National Anti-Doping Organization	ALG-NADO	16	1	-	1	-	-	-	-	-	-	-	-	17	-
Basque Government	ESP-Vasco	14	-	-	-	-	-	-	-	-	-	-	-	14	-
Estonian Anti-Doping Agency	EADA	3	-	-	9	-	-	-	-	-	-	-	-	12	-

Table 26: ASOIF Sport - Aquatics - continued

Testing Authority (TA)	ADAMS Code	Urine						Blood						Total Samples	% AAF
		IC			OOC			IC			OOC				
		Samples	ATF	AAF	Samples	ATF	AAF	Samples	ATF	AAF	Samples	ATF	AAF		
National Olympic and Sports Association of Iceland	ISL-NADO	11	-	-	1	-	-	-	-	-	-	-	-	12	-
Qatar Antidoping Commission	QADC	4	-	-	4	-	-	-	-	-	4	-	-	12	-
Central Asia RADO	RADOCA-RADO	-	-	-	11	-	-	-	-	-	-	-	-	11	-
Slovenian Antidoping Organization	SLOADO	4	-	-	7	-	-	-	-	-	-	-	-	11	-
Anti-Doping department of State Sports Medicine Centre	LAT-NADO	8	-	1	2	-	-	-	-	-	-	-	-	10	10.0%
Comité International des Jeux des îles de l'Océan Indien	CIJ	10	-	-	-	-	-	-	-	-	-	-	-	10	-
Uruguay Anti-Doping	URU-NADO	9	-	-	-	-	-	-	-	-	-	-	-	9	-
Georgian Anti-Doping Agency	GEO-NADO	-	-	-	9	-	-	-	-	-	-	-	-	9	-
Anti-Doping Commission of Malta	MLT-NADO	6	-	-	3	-	-	-	-	-	-	-	-	9	-
Monaco Swimming Federation	MON-AQ	9	-	-	-	-	-	-	-	-	-	-	-	9	-
Agency for Anti-Doping Control of Bosnia and Herzegovina	BIH-NADO	2	-	-	6	-	-	-	-	-	-	-	-	8	-
International Police Sports Union	USIP	8	-	-	-	-	-	-	-	-	-	-	-	8	-
Commonwealth Games Federation	CGF	8	-	-	-	-	-	-	-	-	-	-	-	8	-
Cyprus Anti-Doping Authority	CYADA	6	-	-	2	-	-	-	-	-	-	-	-	8	-
Belarus National Anti-Doping Agency	BNADA	-	-	-	8	-	1	-	-	-	-	-	-	8	12.5%
Eastern Europe RADO	E-EUR-RADO	-	-	-	7	-	-	-	-	-	-	-	-	7	-
Indian Ocean RADO	IND-OCE-RADO	-	-	-	7	-	-	-	-	-	-	-	-	7	-
New Caledonia NADO	NCL-NADO	7	-	-	-	-	-	-	-	-	-	-	-	7	-
Egyptian National Anti-doping Organization	EGY-NADO	6	-	-	1	-	-	-	-	-	-	-	-	7	-
Bahamas Anti-Doping Commission	BADC	6	-	-	-	-	-	-	-	-	-	-	-	6	-
Morocco Swimming Federation	MAR-AQ	6	-	-	-	-	-	-	-	-	-	-	-	6	-
Sri Lanka Anti Doping Agency	SRI-NADO	5	-	-	-	-	-	-	-	-	-	-	-	5	-
Kuwait Anti-Doping Committee	KUW-NADO	-	-	-	5	-	-	-	-	-	-	-	-	5	-
Ecuador NADO	ECU-NADO	2	-	-	3	-	-	-	-	-	-	-	-	5	-
Africa Zone I RADO	AFR-RADO-I	-	-	-	5	1	-	-	-	-	-	-	-	5	-
Morocco National Olympic Committee	CNOM	4	-	-	-	-	-	-	-	-	-	-	-	4	-
Kingdom of Saudi Arabia Aquatics Federation	KSA-AQ	4	-	-	-	-	-	-	-	-	-	-	-	4	-
Chinese Taipei Anti-Doping Agency	CTADA	-	-	-	4	-	-	-	-	-	-	-	-	4	-
West Asia RADO	W-ASIA-RADO	-	-	-	4	-	-	-	-	-	-	-	-	4	-
Israeli NADO	ISR-NADO	-	-	-	3	-	-	-	-	-	-	-	-	3	-
Lithuanian Anti-Doping Agency	LTU-NADO	3	-	-	-	-	-	-	-	-	-	-	-	3	-
Zimbabwe National Olympic Committee	ZIM-NOC	3	-	-	-	-	-	-	-	-	-	-	-	3	-
South Asia RADO	S-ASIA-RADO	-	-	-	3	-	-	-	-	-	-	-	-	3	-
Jordan Anti-doping Organization	JADO	3	-	-	-	-	-	-	-	-	-	-	-	3	-
Guatemala NADO	GUA-OAD	-	-	-	3	-	1	-	-	-	-	-	-	3	33.3%
International Committee of Mediterranean Games	ICMG	2	-	-	-	-	-	-	-	-	-	-	-	2	-
Mauritius Ministry of Youth and Sports Anti-Doping Unit	MRI NADO	2	-	-	-	-	-	-	-	-	-	-	-	2	-
Andorran National Anti-Doping Commission	AND-NADO	-	-	-	2	-	-	-	-	-	-	-	-	2	-
Africa Zone II & III RADO	AFR-RADO-II-III	-	-	-	2	-	-	-	-	-	-	-	-	2	-
Suriname Anti-Doping Authority	SUR-NADO	2	-	-	-	-	-	-	-	-	-	-	-	2	-
Africa Zone VI RADO	AFR-RADO-VI	-	-	-	2	-	-	-	-	-	-	-	-	2	-
National Anti-doping Center of Ukraine	NADC Ukraine	-	-	-	2	-	-	-	-	-	-	-	-	2	-
Jamaica Anti-Doping Commission	JADCO	-	-	-	1	-	-	-	-	-	-	-	-	1	-
Monaco Anti-Doping Committee	CMA Monaco	1	-	-	-	-	-	-	-	-	-	-	-	1	-
International Workers Sports Confederation	CSIT	1	-	-	-	-	-	-	-	-	-	-	-	1	-
San Marino Standing Committee on Anti-Doping	SMR-NADO	-	-	-	1	-	-	-	-	-	-	-	-	1	-
Albanian Ministry of Tourism, Culture, Youth and Sports	ALB-NADO	-	-	-	1	-	-	-	-	-	-	-	-	1	-
		6282	48	42	5875	46	12	392	-	-	424	-	-	12973	

Table 27: ASOIF Sport - Archery

Testing Authority (TA)	ADAMS Code	Urine						Blood						Total Samples	% AAF
		IC			OOC			IC			OOC				
		Samples	ATF	AAF	Samples	ATF	AAF	Samples	ATF	AAF	Samples	ATF	AAF		
World Archery Federation	WA	148	-	5	41	-	-	-	-	-	-	-	-	189	2.6%
China Anti-Doping Agency	CHINADA	50	1	-	25	3	-	-	-	-	-	-	-	75	-
National Anti Doping Agency -India	IND-NADO	28	-	-	46	-	-	-	-	-	-	-	-	74	-
Japan Anti-Doping Agency	JADA	41	1	-	8	-	-	-	-	-	-	-	-	49	-
French Anti-Doping Agency	AFLD-NADO	42	-	-	-	-	-	-	-	-	-	-	-	42	-
Mexican National Anti-Doping Committee	MEX-NADO	5	-	-	32	-	-	-	-	-	-	-	-	37	-
German National Anti-Doping Agency	NADA	10	-	-	23	-	-	-	-	-	-	-	-	33	-
Spain National Anti-Doping Agency	ESP-NADO	22	1	-	9	-	-	-	-	-	-	-	-	31	-
Romanian National Anti-Doping Agency	ANAD-Romania	25	-	-	2	-	-	-	-	-	-	-	-	27	-
US Anti-Doping Agency	USADA	13	-	-	12	-	-	-	-	-	-	-	-	25	-
Sports Authority of Thailand	THA-NADO	6	-	-	16	-	-	-	-	-	-	-	-	22	-
Italian Ministry of Health Departement	CVD-Italia	20	-	-	-	-	-	-	-	-	-	-	-	20	-
International University Sport Federation	FISU	20	-	-	-	-	-	-	-	-	-	-	-	20	-
Anti-Doping Agency of Malaysia	ADAMAS	-	-	-	19	-	-	-	-	-	-	-	-	19	-
Russian National Anti-Doping Organization	RUSADA	12	-	-	6	-	-	-	-	-	-	-	-	18	-
Italian National Anti-Doping Agency	NADO ITALIA	9	-	-	8	-	-	-	-	-	-	-	-	17	-
Korea Anti-Doping Agency	KADA	7	-	-	9	-	-	-	-	-	-	-	-	16	-
Netherlands Anti-Doping Authority	ADAN	15	-	-	-	-	-	-	-	-	-	-	-	15	-
Poland Commission Against Doping in Sports	PANDA	14	-	-	-	-	-	-	-	-	-	-	-	14	-
Colombian NADO	COL-NADO	13	-	-	-	-	-	-	-	-	-	-	-	13	-
Turkish Anti Doping Commission	TADC	11	-	-	-	-	-	-	-	-	-	-	-	11	-
Cuban National Anti-Doping Agency	CUB-NADO	-	-	-	11	-	1	-	-	-	-	-	-	11	9.1%
European Olympic Committees	EOC	11	-	-	-	-	-	-	-	-	-	-	-	11	-
Archery Europe/Mediterranean	EMAU	10	-	-	-	-	-	-	-	-	-	-	-	10	-
South East Asian Games Federation	SEAGF	10	-	-	-	-	-	-	-	-	-	-	-	10	-
Pan American Sports Organization	PASO	10	-	-	-	-	-	-	-	-	-	-	-	10	-
Chinese Taipei Anti-Doping Agency	CTADA	-	-	-	10	-	-	-	-	-	-	-	-	10	-
Canadian Centre for Ethics in Sport	CCES	7	-	-	-	-	-	-	-	-	-	-	-	7	-
Brasilian Authority on Anti-Doping Control	ABCD	7	-	1	-	-	-	-	-	-	-	-	-	7	14.3%
Hellenic National Council for Combatting Doping	ESKAN	6	-	-	-	-	-	-	-	-	-	-	-	6	-
Anti-Doping Singapore	ADS	-	-	-	6	-	-	-	-	-	-	-	-	6	-
National Anti-Doping Agency Austria GmbH	NADA Austria	6	-	-	-	-	-	-	-	-	-	-	-	6	-
Chilean National Anti-Doping Commission	CHI-NADO	6	-	-	-	-	-	-	-	-	-	-	-	6	-
Georgian Anti-Doping Agency	GEO-NADO	6	-	-	-	-	-	-	-	-	-	-	-	6	-
Kazakhstan National Anti-Doping Centre	KAZ-NADO	-	-	-	4	-	-	-	-	-	1	-	-	5	-
Finnish Anti-Doping Agency	FINADA	5	-	-	-	-	-	-	-	-	-	-	-	5	-
South African Institute for Drug-Free Sport	SAIDS	5	-	-	-	-	-	-	-	-	-	-	-	5	-
I.R Iran National Anti-Doping Organization	IRI-NADO	-	-	-	5	-	-	-	-	-	-	-	-	5	-
Drug Free Sport New Zealand	DFSNZ	4	-	-	-	-	-	-	-	-	-	-	-	4	-
Czech Anti-Doping Committee	CADC	4	-	-	-	-	-	-	-	-	-	-	-	4	-
Qatar Antidoping Commission	QADC	-	-	-	4	-	-	-	-	-	-	-	-	4	-
Federacion Dominicana de Medicina del Deporte	FEDOMEDE	4	-	-	-	-	-	-	-	-	-	-	-	4	-
National Anti-Doping Agency of Tunisia	ANAD	4	-	-	-	-	-	-	-	-	-	-	-	4	-
Anti-Doping Denmark	ADD	3	-	-	-	-	-	-	-	-	-	-	-	3	-
Anti-Doping Agency of Serbia	ADAS	2	-	-	-	-	-	-	-	-	-	-	-	2	-
Bulgarian Anti-doping Center	BUL-NADO	-	-	-	2	-	-	-	-	-	-	-	-	2	-
Belarus National Anti-Doping Agency	BNADA	-	-	-	2	-	-	-	-	-	-	-	-	2	-
South East Asia RADO	SE-ASIA-RADO	-	-	-	2	-	-	-	-	-	-	-	-	2	-
Eastern Europe RADO	E-EUR-RADO	-	-	-	1	-	-	-	-	-	-	-	-	1	-
Slovak Anti-Doping Agency	SADA	-	-	-	1	-	-	-	-	-	-	-	-	1	-
Luxembourg NADO	ALAD	-	-	-	1	-	-	-	-	-	-	-	-	1	-
Antidoping Switzerland	SUI-NADO	-	-	-	1	-	-	-	-	-	-	-	-	1	-
		621	3	6	306	3	1	-	-	-	1	-	-	928	

Table 28: ASOIF Sport - Athletics

Testing Authority (TA)	ADAMS Code	Urine						Blood						Total Samples	% AAF
		IC			OOC			IC			OOC				
		Samples	ATF	AAF	Samples	ATF	AAF	Samples	ATF	AAF	Samples	ATF	AAF		
International Association of Athletics Federations	IAAF	2388	63	14	2018	29	29	-	-	-	304	-	1	4710	0.9%
China Anti-Doping Agency	CHINADA	1234	58	5	2018	79	15	52	-	-	100	-	-	3404	0.6%
German National Anti-Doping Agency	NADA	480	-	4	1452	1	1	8	-	-	290	-	-	2230	0.2%
Russian National Anti-Doping Organization	RUSADA	847	3	15	776	-	4	8	-	-	150	-	-	1781	1.1%
French Anti-Doping Agency	AFLD-NADO	1125	6	15	181	-	2	266	-	-	31	-	-	1603	1.1%
National Anti Doping Agency -India	IND-NADO	894	-	19	513	-	-	47	-	-	106	-	-	1560	1.2%
US Anti-Doping Agency	USADA	528	1	13	778	-	1	3	-	-	156	-	-	1465	1.0%
Turkish Anti Doping Commission	TADC	662	-	3	162	-	-	99	-	-	-	-	-	923	0.3%
European Athletics Association	EA	764	3	3	-	-	-	-	-	-	-	-	-	764	0.4%
Japan Anti-Doping Agency	JADA	394	9	1	174	4	-	10	-	-	10	-	-	588	0.2%
Spain National Anti-Doping Agency	ESP-NADO	334	5	5	162	1	-	39	-	-	42	-	-	577	0.9%
Pan American Sports Organization	PASO	313	-	7	-	-	-	100	-	-	9	-	-	422	1.7%
UK Anti-Doping	UKAD	89	-	-	239	-	1	-	-	-	86	-	-	414	0.2%
Swedish Sports Confederation	RF	115	-	1	258	-	6	-	-	-	8	-	-	381	1.8%
Brazilian Athletics Confederation	BRA-ATH	374	-	1	7	-	-	-	-	-	-	-	-	381	0.3%
Romanian National Anti-Doping Agency	ANAD-Romania	274	-	1	58	-	-	8	-	-	7	-	-	347	0.3%
Poland Commission Against Doping in Sports	PANDA	132	-	-	176	3	1	4	-	-	35	-	-	347	0.3%
Jamaica Anti-Doping Commission	JADCO	186	1	1	117	-	-	29	-	-	8	-	-	340	0.3%
Australian Sports Anti-Doping Authority	ASADA	77	1	1	177	7	-	-	-	-	85	-	-	339	0.3%
South African Institute for Drug-Free Sport	SAIDS	266	-	3	59	-	-	-	-	-	3	-	-	328	0.9%
Italian National Anti-Doping Agency	NADO ITALIA	171	-	-	116	-	-	12	-	-	19	-	-	318	-
Antidoping Switzerland	SUI-NADO	112	3	4	141	6	-	6	-	-	50	-	-	309	1.3%
Cuban National Anti-Doping Agency	CUB-NADO	53	-	-	226	-	-	-	-	-	-	-	-	279	-
Irish Sports Council	ISC	29	-	-	96	-	-	2	-	-	144	-	-	271	-
NADO Flanders	NADOF	202	-	4	43	-	-	-	-	-	1	-	-	246	1.6%
Brazilian Authority on Anti-Doping Control	ABCD	154	1	3	58	-	-	9	-	-	19	-	-	240	1.3%
Canadian Centre for Ethics in Sport	CCES	86	2	3	104	1	-	-	-	-	32	-	-	222	1.4%
Portugal Anti-Doping Agency	ADoP	192	-	1	20	-	-	-	-	-	3	-	-	215	0.5%
Mexican National Anti-Doping Committee	MEX-NADO	170	-	11	20	-	-	-	-	-	-	-	-	190	5.8%
Anti-Doping Norway	ADN	32	-	-	85	-	-	-	-	-	70	-	-	187	-
Kazakhstan National Anti-Doping Centre	KAZ-NADO	159	-	1	27	-	-	-	-	-	-	-	-	186	0.5%
Finnish Anti-Doping Agency	FINADA	57	-	-	95	-	-	6	-	-	12	-	-	170	-
Netherlands Anti-Doping Authority	ADAN	91	-	1	63	-	-	-	-	-	5	-	-	159	0.6%
International University Sport Federation	FISU	133	1	1	-	-	-	22	-	-	-	-	-	155	0.6%
Saudi Arabian Antidoping Committee	KSA-NADO	149	-	6	-	-	-	4	-	-	-	-	-	153	3.9%
Colombian NADO	COL-NADO	122	-	-	17	-	-	7	-	-	-	-	-	146	-
Hungarian Anti-Doping Agency	HUNADO	54	-	-	84	-	-	-	-	-	6	-	-	144	-
Sports Authority of Thailand	THA-NADO	62	-	-	73	-	1	-	-	-	-	-	-	135	0.7%
Korea Anti-Doping Agency	KADA	84	-	1	27	-	-	18	-	-	4	-	-	133	0.8%
Italian Ministry of Health Departement	CVD-Italia	131	-	2	-	-	-	-	-	-	-	-	-	131	1.5%
Czech Anti-Doping Committee	CADC	67	-	-	42	-	-	-	-	-	19	-	-	128	-
Belarus National Anti-Doping Agency	BNADA	69	-	3	48	-	1	-	-	-	-	-	-	117	3.4%
Chilean National Anti-Doping Commission	CHI-NADO	80	-	3	31	-	-	-	-	-	-	-	-	111	2.7%
National Anti-Doping Agency Austria GmbH	NADA Austria	51	-	-	47	-	-	-	-	-	6	-	-	104	-
Algerian National Anti-Doping Organization	ALG-NADO	90	1	2	11	-	-	-	-	-	-	-	-	101	2.0%
Anti-Doping Denmark	ADD	14	-	-	79	-	-	-	-	-	6	-	-	99	-
Africa Zone I RADO	AFR-RADO-I	83	-	3	6	-	-	-	-	-	-	-	-	89	3.4%
Comité d'Organisation des Jeux Africains	COJA	86	1	3	-	-	-	-	-	-	-	-	-	86	3.5%
Venezuela NADO	VEN-NADO	70	-	1	8	-	-	-	-	-	4	-	-	82	1.2%
South East Asian Games Federation	SEAGF	80	-	-	-	-	-	-	-	-	-	-	-	80	-
French Community of Belgium NADO	BEL-CFWB	47	-	1	31	-	-	-	-	-	-	-	-	78	1.3%
Drug Free Sport New Zealand	DFSNZ	32	-	-	38	-	-	-	-	-	7	-	-	77	-
Africa Zone V RADO	AFR-RADO-V	28	-	-	45	-	-	-	-	-	-	-	-	73	-
Anti-Doping Agency of Malaysia	ADAMAS	26	-	-	47	-	-	-	-	-	-	-	-	73	-
Hellenic National Council for Combatting Doping	ESKAN	66	-	1	6	-	-	-	-	-	-	-	-	72	1.4%
I.R Iran National Anti-Doping Organization	IRI-NADO	61	-	4	6	-	-	-	-	-	-	-	-	67	6.0%
Asian Athletics Association	AAA	65	-	1	-	-	-	-	-	-	6	-	-	65	1.5%
Qatar Antidoping Commission	QADC	46	-	-	9	-	-	-	-	-	9	-	-	64	-
Kuwait Anti-Doping Committee	KUW-NADO	59	-	-	2	-	-	-	-	-	-	-	-	61	-
Italian Athletics Federation	ITA-ATH	60	-	-	-	-	-	-	-	-	-	-	-	60	-
Anti-Doping Singapore	ADS	36	-	-	20	-	-	2	-	-	-	-	-	58	-
European Olympic Committees	EOC	58	-	1	-	-	-	-	-	-	-	-	-	58	1.7%
Sri Lanka Anti Doping Agency	SRI-NADO	57	-	1	1	-	-	-	-	-	-	-	-	58	1.7%
Oceania RADO	O-RADO	38	-	-	18	-	-	-	-	-	-	-	-	56	-
Cyprus Anti-Doping Authority	CYADA	41	-	-	9	-	-	-	-	-	2	-	-	52	-
Kenya Athletics Federation	KEN-ATHL	50	-	4	-	-	-	-	-	-	-	-	-	50	8.0%
Slovenian Antidoping Organization	SLOADO	25	-	-	24	-	-	-	-	-	-	-	-	49	-
World Masters Athletics	WMA	49	-	1	-	-	-	-	-	-	-	-	-	49	2.0%
Africa Zone VI RADO	AFR-RADO-VI	19	-	1	28	-	-	-	-	-	-	-	-	47	2.1%
National Anti-Doping Agency of Tunisia	ANAD	19	-	-	27	-	-	-	-	-	-	-	-	46	-
National Olympic and Sports Association of Iceland	ISL-NADO	44	-	-	2	-	-	-	-	-	-	-	-	46	-
Anti-Doping Agency of Serbia	ADAS	37	-	1	9	-	-	-	-	-	-	-	-	46	2.2%
Croatian Institute for Toxicology and Anti-Doping	CITA	35	-	-	9	-	1	-	-	-	-	-	-	44	2.3%

Table 28: ASOIF Sport - Athletics - continued

Testing Authority (TA)	ADAMS Code	Urine						Blood						Total Samples	% AAF
		IC			OOC			IC			OOC				
		Samples	ATF	AAF	Samples	ATF	AAF	Samples	ATF	AAF	Samples	ATF	AAF		
Slovak Anti-Doping Agency	SADA	28	-	1	9	-	-	-	-	-	2	-	-	39	2.6%
Bermuda Sport Anti-Doping Authority	BSADA	27	-	-	11	-	-	-	-	-	-	-	-	38	-
Bulgarian Anti-doping Center	BUL-NADO	18	-	2	15	-	-	-	-	-	5	-	-	38	5.3%
Puerto Rico Anti-Doping Organization	PUR-NADO	14	-	-	23	-	1	-	-	-	-	-	-	37	2.7%
Estonian Anti-Doping Agency	EADA	10	-	-	26	-	-	-	-	-	-	-	-	36	-
Nigerian National Sports Council	NNSC	5	-	1	27	-	1	-	-	-	-	-	-	32	6.3%
Israeli NADO	ISR-NADO	24	-	-	8	-	-	-	-	-	-	-	-	32	-
Macau Sport Development Institute	MAC-NADO	32	2	-	-	-	-	-	-	-	-	-	-	32	-
Oman Anti-Doping Committee	OADC	31	-	-	-	-	-	-	-	-	-	-	-	31	-
Bahrain Anti-Doping Committee	BRN-NADO	30	-	1	-	-	-	-	-	-	-	-	-	30	3.3%
Agency for Anti-Doping Control of Bosnia and Herzegovina	BiH-NADO	9	-	-	21	-	-	-	-	-	-	-	-	30	-
Central American and Caribbean Athletic Association	NACAC	30	-	1	-	-	-	-	-	-	-	-	-	30	3.3%
Luxembourg NADO	ALAD	22	-	1	6	-	-	-	-	-	2	-	-	30	3.3%
Africa Zone IV RADO	AFR-RADO-IV	4	-	-	23	1	-	-	-	-	-	-	-	27	-
Basque Government	ESP-Vasco	27	-	-	-	-	-	-	-	-	-	-	-	27	-
World Anti-Doping Agency	WADA-AMA	-	-	-	25	-	-	-	-	-	-	-	-	25	-
Chinese Taipei Anti-Doping Agency	CTADA	14	2	-	10	-	-	-	-	-	-	-	-	24	-
Egyptian National Anti-doping Organization	EGY-NADO	6	-	-	18	1	-	-	-	-	-	-	-	24	-
Caribbean RADO	CAR-RADO	13	-	-	9	-	-	-	-	-	-	-	-	22	-
Guatemala NADO	GUA-OAD	15	-	1	6	-	-	-	-	-	-	-	-	21	4.8%
Uruguay Anti-Doping	URU-NADO	19	-	-	2	-	1	-	-	-	-	-	-	21	4.8%
Mexican National Sports Council of Education	MEX-NSCE	20	-	1	-	-	-	-	-	-	-	-	-	20	5.0%
Mauritius Ministry of Youth and Sports Anti-Doping Unit	MRI-NADO	15	-	-	4	-	-	-	-	-	-	-	-	19	-
Anti-Doping department of State Sports Medicine Centre	LAT-NADO	7	-	-	9	-	-	-	-	-	1	-	-	17	-
Chinese Athletic Association	CHN-AT	17	2	1	-	-	-	-	-	-	-	-	-	17	5.9%
National Anti-Doping Commission of Barbados	NADC	17	-	-	-	-	-	-	-	-	-	-	-	17	-
Comité International des Jeux des îles de l'Océan Indien	CIJ	16	-	-	-	-	-	-	-	-	-	-	-	16	-
International Association of Ultrarunners	IAU	16	-	-	-	-	-	-	-	-	-	-	-	16	-
Commonwealth Games Federation	CGF	16	-	-	-	-	-	-	-	-	-	-	-	16	-
Africa Zone II & III RADO	AFR-RADO-II-III	-	-	-	15	-	-	-	-	-	-	-	-	15	-
Hong Kong Anti-Doping Committee	HKG-ADC	4	-	-	9	-	-	-	-	-	2	-	-	15	-
Athletics Canada	CAN-ATH	15	-	-	-	-	-	-	-	-	-	-	-	15	-
Indian Ocean RADO	IND-OCE-RADO	-	-	-	15	-	-	-	-	-	-	-	-	15	-
Central Asia RADO	RADOCA-RADO	-	-	-	14	-	-	-	-	-	-	-	-	14	-
Indonesian Anti-Doping Agency	INADA	14	-	-	-	-	-	-	-	-	-	-	-	14	-
Niger Athletics Federation	NIG-ATHL	11	-	1	2	-	-	-	-	-	-	-	-	13	7.7%
European Masters Athletics Federation	EMA	12	-	-	-	-	-	-	-	-	-	-	-	12	-
Trinidad and Tobago Olympic Committee	TTOC	12	-	-	-	-	-	-	-	-	-	-	-	12	-
Cameroon Anti-Doping Organisation	OCALUDS	11	-	-	-	-	-	-	-	-	-	-	-	11	-
Anti-Doping Commission of Malta	MLT-NADO	8	-	-	3	-	-	-	-	-	-	-	-	11	-
Nicaragua Anti-doping Organization	NCA-NADO	10	-	-	-	-	-	-	-	-	-	-	-	10	-
Norwegian Athletics Federation	NFIF	8	-	-	-	-	-	-	-	-	-	-	-	8	-
Peru National Anti-Doping Commission	CONAD PERU	8	-	-	-	-	-	-	-	-	-	-	-	8	-
International Police Sports Union	USIP	8	-	-	-	-	-	-	-	-	-	-	-	8	-
Bahamas Anti-Doping Commission	BADC	7	1	-	-	-	-	-	-	-	-	-	-	7	-
Mauritius Amateur Athletics Federation	MRI-ATHL	7	-	-	-	-	-	-	-	-	-	-	-	7	-
Algerian Athletic Federation	ALG-ATH	6	-	1	-	-	-	-	-	-	-	-	-	6	16.7%
New Caledonia NADO	NCL-NADO	6	-	-	-	-	-	-	-	-	-	-	-	6	-
Brunei Darussalam Anti-Doping Committee	BRU-NADO	-	-	-	6	-	-	-	-	-	-	-	-	6	-
Federacion Dominicana de Medicina del Deporte	FEDOMEDE	-	-	-	6	-	-	-	-	-	-	-	-	6	-
Trinidad and Tobago National Amateur Athletic Association	TRI-NAAATT	6	-	-	-	-	-	-	-	-	-	-	-	6	-
Monaco Anti-Doping Committee	CMA Monaco	-	-	-	4	-	-	-	-	-	2	-	-	6	-
West Asia RADO	W-ASIA-RADO	-	-	-	5	-	2	-	-	-	-	-	-	5	40.0%
Morocco National Olympic Committee	CNOM	5	-	-	-	-	-	-	-	-	-	-	-	5	-
South Asia RADO	S-ASIA-RADO	-	-	-	4	-	-	-	-	-	-	-	-	4	-
Lithuanian Anti-Doping Agency	LTU-NADO	3	-	-	1	-	-	-	-	-	-	-	-	4	-
Association of Balkan Athletics Federations	ABAF	4	-	-	-	-	-	-	-	-	-	-	-	4	-
South East Asia RADO	SE-ASIA-RADO	-	-	-	4	-	-	-	-	-	-	-	-	4	-
Georgian Anti-Doping Agency	GEO-NADO	4	-	-	-	-	-	-	-	-	-	-	-	4	-
Israeli Athletic Association	ISR-ATH	4	-	-	-	-	-	-	-	-	-	-	-	4	-
Eastern Europe RADO	E-EUR-RADO	-	-	-	4	-	-	-	-	-	-	-	-	4	-
Lebanese Athletics Federation	LIB-ATH	4	-	-	-	-	-	-	-	-	-	-	-	4	-
Jordan Anti-doping Organization	JADO	2	-	-	2	-	-	-	-	-	-	-	-	4	-
Ecuador NADO	ECU-NADO	3	-	1	-	-	-	-	-	-	-	-	-	3	33.3%
Central American RADO	RADO-CAM	-	-	-	3	-	-	-	-	-	-	-	-	3	-
Andorran National Anti-Doping Commission	AND-NADO	-	-	-	3	-	-	-	-	-	-	-	-	3	-
Albanian Ministry of Tourism, Culture, Youth and Sports	ALB-NADO	-	-	-	3	-	-	-	-	-	-	-	-	3	-
Suriname Anti-Doping Authority	SUR-NADO	2	-	-	-	-	-	-	-	-	-	-	-	2	-
National Anti-Doping Commission of Macedonia	MKD-NADO	-	-	-	2	-	1	-	-	-	-	-	-	2	50.0%
International Workers Sports Confederation	CSIT	2	-	-	-	-	-	-	-	-	-	-	-	2	-
Indonesian Athletics Federation	INA-AF	2	-	-	-	-	-	-	-	-	-	-	-	2	-
Montenegro National Olympic Committee	MNE-NOC	-	-	-	1	-	-	-	-	-	-	-	-	1	-

Table 28: ASOIF Sport - Athletics - continued

Testing Authority (TA)	ADAMS Code	Urine						Blood						Total Samples	% AAF
		IC			OOC			IC			OOC				
		Samples	ATF	AAF	Samples	ATF	AAF	Samples	ATF	AAF	Samples	ATF	AAF		
Niger National Anti-Doping Committee	NIG-NADO	-	-	-	1	-	-	-	-	-	-	-	-	1	-
San Marino Standing Committee on Anti-Doping	SMR-NADO	-	-	-	1	-	-	-	-	-	-	-	-	1	-
Senegal Anti-Doping Organization	SEN-NADO	-	-	-	1	-	-	-	-	-	-	-	-	1	-
Athletics South Africa	RSA-ATH	1	-	-	-	-	-	-	-	-	-	-	-	1	-
National Anti-doping Center of Ukraine	NADC Ukraine	-	-	-	1	-	1	-	-	-	-	-	-	1	100.0%
		16098	166	194	11585	133	70	761	-	-	1862	-	1	30306	

Table 29: ASOIF Sport - Badminton

Testing Authority (TA)	ADAMS Code	Urine						Blood						Total Samples	% AAF
		IC			OOC			IC			OOC				
		Samples	ATF	AAF	Samples	ATF	AAF	Samples	ATF	AAF	Samples	ATF	AAF		
Badminton World Federation	BWF	339	3	-	78	2	-	2	-	-	6	-	-	425	-
Japan Anti-Doping Agency	JADA	65	2	-	41	3	-	-	-	-	-	-	-	106	-
China Anti-Doping Agency	CHINADA	38	-	-	42	1	-	-	-	-	1	-	-	81	-
French Community of Belgium NADO	BEL-CFWB	54	-	-	5	-	-	-	-	-	-	-	-	59	-
German National Anti-Doping Agency	NADA	21	-	-	30	-	-	-	-	-	-	-	-	51	-
Anti-Doping Agency of Malaysia	ADAMAS	4	-	-	46	1	-	-	-	-	-	-	-	50	-
Korea Anti-Doping Agency	KADA	8	-	-	35	-	-	-	-	-	-	-	-	43	-
Sports Authority of Thailand	THA-NADO	21	-	-	19	-	-	-	-	-	-	-	-	40	-
Anti-Doping Denmark	ADD	4	-	-	28	-	-	-	-	-	3	-	-	35	-
Spain National Anti-Doping Agency	ESP-NADO	27	-	-	5	-	-	-	-	-	1	-	-	33	-
Romanian National Anti-Doping Agency	ANAD-Romania	14	-	-	7	-	-	-	-	-	1	-	-	22	-
Swedish Sports Confederation	RF	10	-	-	12	-	1	-	-	-	-	-	-	22	4.5%
Russian National Anti-Doping Organization	RUSADA	-	-	-	14	-	-	-	-	-	5	-	-	19	-
Hong Kong Anti-Doping Committee	HKG-ADC	4	-	-	11	-	-	-	-	-	2	-	-	17	-
NADO Flanders	NADOF	12	-	-	4	-	-	-	-	-	-	-	-	16	-
Mexican National Anti-Doping Committee	MEX-NADO	8	-	-	8	-	-	-	-	-	-	-	-	16	-
National Anti Doping Agency -India	IND-NADO	10	-	-	4	-	-	-	-	-	-	-	-	14	-
Portugal Anti-Doping Agency	ADoP	4	-	-	9	-	-	-	-	-	-	-	-	13	-
International University Sport Federation	FISU	12	-	1	-	-	-	-	-	-	-	-	-	12	8.3%
US Anti-Doping Agency	USADA	6	-	-	6	-	-	-	-	-	-	-	-	12	-
European Olympic Committees	EOC	11	-	-	-	-	-	-	-	-	-	-	-	11	-
Pan American Sports Organization	PASO	11	-	-	-	-	-	-	-	-	-	-	-	11	-
South East Asian Games Federation	SEAGF	11	-	-	-	-	-	-	-	-	-	-	-	11	-
Finnish Anti-Doping Agency	FINADA	4	-	-	6	-	-	-	-	-	1	-	-	11	-
Canadian Centre for Ethics in Sport	CCES	7	-	-	4	-	-	-	-	-	-	-	-	11	-
Cuban National Anti-Doping Agency	CUB-NADO	-	-	-	10	-	-	-	-	-	-	-	-	10	-
Turkish Anti Doping Commission	TADC	10	-	-	-	-	-	-	-	-	-	-	-	10	-
French Anti-Doping Agency	AFLD-NADO	-	-	-	9	-	-	-	-	-	1	-	-	10	-
Netherlands Anti-Doping Authority	ADAN	7	-	-	2	-	-	-	-	-	-	-	-	9	-
Poland Commission Against Doping in Sports	PANDA	9	-	-	-	-	-	-	-	-	-	-	-	9	-
Australian Sports Anti-Doping Authority	ASADA	9	-	-	-	-	-	-	-	-	-	-	-	9	-
Comité d'Organisation des Jeux Africains	COJA	8	-	-	-	-	-	-	-	-	-	-	-	8	-
Braslian Authority on Anti-Doping Control	ABCD	8	-	-	-	-	-	-	-	-	-	-	-	8	-
Anti-Doping Norway	ADN	7	-	-	-	-	-	-	-	-	-	-	-	7	-
Bulgarian Anti-doping Center	BUL-NADO	-	-	-	7	-	-	-	-	-	-	-	-	7	-
Jamaica Anti-Doping Commission	JADCO	-	-	-	6	-	-	-	-	-	-	-	-	6	-
National Anti-Doping Agency Austria GmbH	NADA Austria	-	-	-	6	-	-	-	-	-	-	-	-	6	-
Anti-Doping Singapore	ADS	-	-	-	5	-	-	-	-	-	-	-	-	5	-
Italian National Anti-Doping Agency	NADO ITALIA	5	-	-	-	-	-	-	-	-	-	-	-	5	-
Trinidad and Tobago Olympic Committee	TTOC	4	-	-	-	-	-	-	-	-	-	-	-	4	-
Antidoping Switzerland	SUI-NADO	4	-	-	-	-	-	-	-	-	-	-	-	4	-
Hungarian Anti-Doping Agency	HUNADO	-	-	-	4	-	-	-	-	-	-	-	-	4	-
Guatemala NADO	GUA-OAD	-	-	-	4	-	-	-	-	-	-	-	-	4	-
Czech Anti-Doping Committee	CADC	4	-	-	-	-	-	-	-	-	-	-	-	4	-
Central Asia RADO	RADOCA-RADO	-	-	-	3	-	-	-	-	-	-	-	-	3	-
Anti-Doping Agency of Serbia	ADAS	2	-	-	-	-	-	-	-	-	-	-	-	2	-
West Asia RADO	W-ASIA-RADO	-	-	-	2	-	-	-	-	-	-	-	-	2	-
Caribbean RADO	CAR-RADO	-	-	-	2	-	-	-	-	-	-	-	-	2	-
South Asia RADO	S-ASIA-RADO	-	-	-	1	-	-	-	-	-	-	-	-	1	-
Israeli NADO	ISR-NADO	-	-	-	1	-	-	-	-	-	-	-	-	1	-
Estonian Anti-Doping Agency	EADA	-	-	-	1	-	-	-	-	-	-	-	-	1	-
South East Asia RADO	SE-ASIA-RADO	-	-	-	1	-	-	-	-	-	-	-	-	1	-
Thailand University Sport Board	THA-UNI	1	-	-	-	-	-	-	-	-	-	-	-	1	-
Anti-Doping Commission of Malta	MLT-NADO	-	-	-	1	-	-	-	-	-	-	-	-	1	-
		783	5	1	479	7	1	2	-	-	21	-	-	1285	

Table 30: ASOIF Sport - Basketball

Testing Authority (TA)	ADAMS Code	Urine						Blood						Total Samples	% AAF
		IC			OOC			IC			OOC				
		Samples	ATF	AAF	Samples	ATF	AAF	Samples	ATF	AAF	Samples	ATF	AAF		
International Basketball Federation	FIBA	529	7	21	49	1	-	13	-	-	6	-	-	597	3.5%
Turkish Basketball Federation	TUR-BAS	459	-	2	-	-	-	-	-	-	-	-	-	459	0.4%
Spain National Anti-Doping Agency	ESP-NADO	215	-	1	129	2	-	-	-	-	38	-	-	382	0.3%
Hellenic National Council for Combatting Doping	ESKAN	187	-	2	170	-	-	-	-	-	-	-	-	357	0.6%
French Anti-Doping Agency	AFLD-NADO	108	-	3	193	-	-	-	-	-	14	-	-	315	1.0%
Italian National Anti-Doping Agency	NADO ITALIA	161	-	1	73	-	-	-	-	-	5	-	-	239	0.4%
German National Anti-Doping Agency	NADA	45	-	1	116	-	-	6	-	-	9	-	-	176	0.6%
China Anti-Doping Agency	CHINADA	98	-	1	56	4	1	-	-	-	-	-	-	154	1.3%
Japan Anti-Doping Agency	JADA	106	1	1	39	-	-	-	-	-	-	-	-	145	0.7%
Poland Commission Against Doping in Sports	PANDA	98	4	1	25	1	-	-	-	-	12	-	-	135	0.7%
Portugal Anti-Doping Agency	ADoP	112	-	1	16	-	-	-	-	-	-	-	-	128	0.8%
Romanian National Anti-Doping Agency	ANAD-Romania	69	-	-	54	-	-	-	-	-	-	-	-	123	-
Swedish Sports Confederation	RF	39	-	-	63	-	2	-	-	-	-	-	-	102	2.0%
Finnish Anti-Doping Agency	FINADA	39	-	-	52	-	-	4	-	-	6	-	-	101	-
French Community of Belgium NADO	BEL-CFWB	48	-	1	43	-	-	-	-	-	-	-	-	91	1.1%
Anti-Doping Norway	ADN	50	-	-	38	-	-	-	-	-	-	-	-	88	-
Russian National Anti-Doping Organization	RUSADA	-	-	-	72	-	-	-	-	-	10	-	-	82	-
Korea Anti-Doping Agency	KADA	22	-	1	60	-	-	-	-	-	-	-	-	82	1.2%
South African Institute for Drug-Free Sport	SAIDS	79	1	1	-	-	-	-	-	-	-	-	-	79	1.3%
Australian Sports Anti-Doping Authority	ASADA	23	-	-	36	-	-	-	-	-	10	-	-	69	-
Sports Authority of Thailand	THA-NADO	42	-	-	26	-	-	-	-	-	-	-	-	68	-
Kazakhstan National Anti-Doping Centre	KAZ-NADO	-	-	-	64	-	-	-	-	-	-	-	-	64	-
Croatian Institute for Toxicology and Anti-Doping	CITA	33	-	-	26	-	-	-	-	-	-	-	-	59	-
Canadian Centre for Ethics in Sport	CCES	-	-	-	56	-	-	-	-	-	-	-	-	56	-
I.R Iran National Anti-Doping Organization	IRI-NADO	54	-	8	-	-	-	-	-	-	-	-	-	54	14.8%
Qatar Antidoping Commission	QADC	52	-	3	1	-	-	-	-	-	-	-	-	53	5.7%
Saudi Arabian Antidoping Committee	KSA-NADO	48	-	-	-	-	-	-	-	-	-	-	-	48	-
NADO Flanders	NADOF	29	-	-	18	-	-	-	-	-	-	-	-	47	-
Colombian NADO	COL-NADO	45	-	1	-	-	-	-	-	-	-	-	-	45	2.2%
National Anti Doping Agency -India	IND-NADO	12	-	-	31	-	-	-	-	-	-	-	-	43	-
National Anti-Doping Agency of Tunisia	ANAD	12	-	-	30	-	-	-	-	-	-	-	-	42	-
Anti-Doping Denmark	ADD	20	-	-	18	-	-	-	-	-	3	-	-	41	-
Czech Anti-Doping Committee	CADC	33	-	-	7	-	-	-	-	-	-	-	-	40	-
Pan American Sports Organization	PASO	37	-	-	-	-	-	3	-	-	-	-	-	40	-
Hungarian Anti-Doping Agency	HUNADO	24	-	-	15	-	-	-	-	-	-	-	-	39	-
Slovenian Antidoping Organization	SLOADO	34	-	-	4	-	-	-	-	-	-	-	-	38	-
Anti-Doping Agency of Serbia	ADAS	30	-	1	6	-	-	-	-	-	-	-	-	36	2.8%
National Anti-Doping Agency Austria GmbH	NADA Austria	8	-	-	28	-	-	-	-	-	-	-	-	36	-
Comité d'Organisation des Jeux Africains	COJA	35	1	-	-	-	-	-	-	-	-	-	-	35	-
Cuban National Anti-Doping Agency	CUB-NADO	-	-	-	34	-	-	-	-	-	-	-	-	34	-
Cyprus Anti-Doping Authority	CYADA	34	-	1	-	-	-	-	-	-	-	-	-	34	2.9%
Drug Free Sport New Zealand	DFSNZ	24	-	-	8	-	-	-	-	-	-	-	-	32	-
Israeli NADO	ISR-NADO	29	-	-	-	-	-	-	-	-	29	-	-	29	-
Netherlands Anti-Doping Authority	ADAN	25	-	-	2	-	-	-	-	-	-	-	-	27	-
Mexican National Anti-Doping Committee	MEX-NADO	-	-	-	26	-	2	-	-	-	-	-	-	26	7.7%
Italian Ministry of Health Departement	CVD-Italia	25	-	2	-	-	-	-	-	-	-	-	-	25	8.0%
Mexican National Sports Council of Education	MEX-NSCE	9	-	-	16	-	-	-	-	-	-	-	-	25	-
International University Sport Federation	FISU	24	-	-	-	-	-	-	-	-	-	-	-	24	-
National Olympic and Sports Association of Iceland	ISL-NADO	20	-	-	4	-	-	-	-	-	-	-	-	24	-
Uruguay Anti-Doping	URU-NADO	24	-	1	-	-	-	-	-	-	-	-	-	24	4.2%
Libanese Basketball Federation	LIB-BK	20	-	-	-	-	-	-	-	-	-	-	-	20	-
Africa Zone II & III RADO	AFR-RADO-II-III	-	-	-	20	2	-	-	-	-	-	-	-	20	-
Agency for Anti-Doping Control of Bosnia and Herzegovina	BIH-NADO	16	-	1	4	-	-	-	-	-	-	-	-	20	5.0%
Bulgarian Anti-doping Center	BUL-NADO	20	-	-	-	-	-	-	-	-	-	-	-	20	-
Lithuanian Anti-Doping Agency	LTU-NADO	14	-	-	5	-	-	-	-	-	-	-	-	19	-
Venezuela NADO	VEN-NADO	6	-	-	12	-	-	-	-	-	-	-	-	18	-
Kuwait Anti-Doping Committee	KUW-NADO	13	-	2	4	-	-	-	-	-	-	-	-	17	11.8%
European Olympic Committees	EOC	17	-	-	-	-	-	-	-	-	-	-	-	17	-
Georgian Anti-Doping Agency	GEO-NADO	16	-	-	-	-	-	-	-	-	-	-	-	16	-
US Anti-Doping Agency	USADA	-	-	-	14	-	-	-	-	-	-	-	-	14	-
Africa Zone VI RADO	AFR-RADO-VI	-	-	-	13	-	-	-	-	-	-	-	-	13	-
Anti-Doping Agency of Malaysia	ADAMAS	-	-	-	13	-	-	-	-	-	-	-	-	13	-
Antidoping Switzerland	SUI-NADO	8	-	-	4	-	-	-	-	-	-	-	-	12	-
Comité International des Jeux des îles de l'Océan Indien	CIJ	12	-	-	-	-	-	-	-	-	-	-	-	12	-
German Basketball Federation	GER-BK	12	-	-	-	-	-	-	-	-	-	-	-	12	-
South East Asian Games Federation	SEAGF	11	-	-	-	-	-	-	-	-	-	-	-	11	-
Luxembourg NADO	ALAD	10	-	-	1	-	-	-	-	-	-	-	-	11	-
Oceania RADO	O-RADO	8	-	-	2	-	-	-	-	-	-	-	-	10	-
Oman Anti-Doping Committee	OADC	10	-	-	-	-	-	-	-	-	-	-	-	10	-
Cameroon Anti-Doping Organisation	OCALUDS	10	-	-	-	-	-	-	-	-	-	-	-	10	-

Table 30: ASOIF Sport - Basketball - continued

Testing Authority (TA)	ADAMS Code	Urine						Blood						Total Samples	% AAF
		IC			OOC			IC			OOC				
		Samples	ATF	AAF	Samples	ATF	AAF	Samples	ATF	AAF	Samples	ATF	AAF		
Anti-Doping department of State Sports Medicine Centre	LAT-NADO	6	-	-	3	-	-	-	-	-	-	-	-	9	-
Eastern Europe RADO	E-EUR-RADO	-	-	-	8	-	-	-	-	-	-	-	-	8	-
Irish Sports Council	ISC	8	-	-	-	-	-	-	-	-	-	-	-	8	-
Belarus National Anti-Doping Agency	BNADA	-	-	-	8	-	-	-	-	-	-	-	-	8	-
Anti-Doping Commission of Malta	MLT-NADO	8	-	-	-	-	-	-	-	-	-	-	-	8	-
Chinese Taipei Anti-Doping Agency	CTADA	-	-	-	8	-	-	-	-	-	-	-	-	8	-
Estonian Anti-Doping Agency	EADA	8	-	-	-	-	-	-	-	-	-	-	-	8	-
European Police Sport Union	USPE	8	-	-	-	-	-	-	-	-	-	-	-	8	-
Africa Zone I RADO	AFR-RADO-I	-	-	-	7	2	-	-	-	-	-	-	-	7	-
Anti-Doping Singapore	ADS	-	-	-	6	-	-	-	-	-	-	-	-	6	-
Estonian Basketball Federation	EST-EKL	6	-	-	-	-	-	-	-	-	-	-	-	6	-
Monaco Anti-Doping Committee	CMA Monaco	-	-	-	5	-	-	-	-	-	-	-	-	5	-
Algerian National Anti-Doping Organization	ALG-NADO	5	-	-	-	-	-	-	-	-	-	-	-	5	-
Indian Ocean RADO	IND-OCE-RADO	-	-	-	4	-	-	-	-	-	-	-	-	4	-
Chilean National Anti-Doping Commission	CHI-NADO	4	-	1	-	-	-	-	-	-	-	-	-	4	25.0%
UK Anti-Doping	UKAD	4	-	-	-	-	-	-	-	-	-	-	-	4	-
Andorran National Anti-Doping Commission	AND-NADO	-	-	-	3	-	-	-	-	-	-	-	-	3	-
Central Asia RADO	RADOCA-RADO	-	-	-	3	-	-	-	-	-	-	-	-	3	-
Africa Zone IV RADO	AFR-RADO- IV	-	-	-	3	-	-	-	-	-	-	-	-	3	-
Caribbean RADO	CAR-RADO	-	-	-	2	-	-	-	-	-	-	-	-	2	-
		3509	14	59	1856	12	5	26	-	-	113	-	-	5504	

Table 31: ASOIF Sport - Boxing

Testing Authority (TA)	ADAMS Code	Urine						Blood						Total Samples	% AAF
		IC			OOC			IC			OOC				
		Samples	ATF	AAF	Samples	ATF	AAF	Samples	ATF	AAF	Samples	ATF	AAF		
National Anti Doping Agency -India	IND-NADO	224	-	6	199	-	2	32	-	-	31	-	-	486	1.6%
US Anti-Doping Agency	USADA	68	-	1	191	-	-	31	-	-	135	-	-	425	0.2%
International Boxing Association	AIBA	407	4	3	1	-	-	-	-	-	-	-	-	408	0.7%
China Anti-Doping Agency	CHINADA	104	3	-	172	2	-	-	-	-	11	-	-	287	-
Russian National Anti-Doping Organization	RUSADA	44	-	-	166	-	1	-	-	-	23	-	-	233	0.4%
UK Anti-Doping	UKAD	103	1	3	68	-	-	8	-	-	49	-	-	228	1.3%
German National Anti-Doping Agency	NADA	95	-	3	84	-	-	-	-	-	38	-	-	217	1.4%
Poland Commission Against Doping in Sports	PANDA	32	-	-	63	2	1	-	-	-	10	-	-	105	1.0%
Antidoping Switzerland	SUI-NADO	51	-	2	45	4	-	-	-	-	-	-	-	96	2.1%
Korea Anti-Doping Agency	KADA	55	-	-	40	-	-	-	-	-	-	-	-	95	-
European Boxing Union	EBU	88	1	2	-	-	-	-	-	-	-	-	-	88	2.3%
Italian National Anti-Doping Agency	NADO ITALIA	32	-	-	36	-	1	-	-	-	18	-	-	86	1.2%
Kazakhstan National Anti-Doping Centre	KAZ-NADO	-	-	-	48	-	-	-	-	-	36	-	-	84	-
Spain National Anti-Doping Agency	ESP-NADO	64	-	1	13	-	-	-	-	-	6	-	-	83	1.2%
Federation of German Professional Boxers	BDB	78	-	5	4	-	-	-	-	-	-	-	-	82	6.1%
French Anti-Doping Agency	AFLD-NADO	66	1	4	11	-	-	2	-	-	1	-	-	80	5.0%
Romanian National Anti-Doping Agency	ANAD-Romania	35	-	-	41	-	-	-	-	-	4	-	-	80	-
Pan American Sports Organization	PASO	55	-	3	-	-	-	19	-	-	-	-	-	74	4.1%
Venezuela NADO	VEN-NADO	33	-	1	8	-	-	-	-	-	32	-	-	73	1.4%
European Olympic Committees	EOC	53	-	1	-	-	-	15	-	-	-	-	-	68	1.5%
Sports Authority of Thailand	THA-NADO	56	1	-	10	-	-	-	-	-	-	-	-	66	-
Cuban National Anti-Doping Agency	CUB-NADO	10	-	-	53	-	-	-	-	-	-	-	-	63	-
Irish Sports Council	ISC	7	-	-	30	-	-	-	-	-	22	-	-	59	-
NADO Flanders	NADOF	54	-	2	4	-	-	-	-	-	-	-	-	58	3.4%
Swedish Sports Confederation	RF	18	-	1	35	1	1	-	-	-	1	-	-	54	3.7%
Comité d'Organisation des Jeux Africains	COJA	53	1	-	-	-	-	-	-	-	-	-	-	53	-
Qatar Antidoping Commission	QADC	52	-	-	-	-	-	-	-	-	-	-	-	52	-
Canadian Centre for Ethics in Sport	CCES	17	-	-	32	-	-	-	-	-	2	-	-	51	-
Braslian Authority on Anti-Doping Control	ABCD	30	-	1	11	-	1	-	-	-	9	-	-	50	4.0%
French Community of Belgium NADO	BEL-CFWB	46	-	6	1	-	-	-	-	-	-	-	-	47	12.8%
Mexican National Anti-Doping Committee	MEX-NADO	15	-	1	32	-	2	-	-	-	-	-	-	47	6.4%
Anti-Doping Norway	ADN	7	-	-	25	-	1	-	-	-	4	-	-	36	2.8%
Australian Sports Anti-Doping Authority	ASADA	32	-	-	2	-	-	-	-	-	1	-	-	35	-
Bulgarian Anti-doping Center	BUL-NADO	13	-	1	16	-	-	-	-	-	3	-	-	32	3.1%
Turkish Anti Doping Commission	TADC	30	-	1	-	-	-	-	-	-	-	-	-	30	3.3%
Finnish Anti-Doping Agency	FINADA	10	-	-	15	-	-	-	-	-	3	-	-	28	-
Portugal Anti-Doping Agency	ADoP	27	-	4	-	-	-	-	-	-	-	-	-	27	14.8%
Algerian National Anti-Doping Organization	ALG-NADO	14	-	-	12	-	-	-	-	-	-	-	-	26	-
International Boxing Federation	IBF	25	-	2	-	-	-	-	-	-	-	-	-	25	8.0%
European Boxing Confederation	EUBC	24	-	-	-	-	-	-	-	-	-	-	-	24	-
World Anti-Doping Agency	WADA-AMA	-	-	-	23	-	1	-	-	-	1	-	-	24	4.2%
Kuwait Anti-Doping Committee	KUW-NADO	18	-	2	5	-	-	-	-	-	-	-	-	23	8.7%
South East Asian Games Federation	SEAGF	22	-	-	-	-	-	-	-	-	-	-	-	22	-
Oceania RADO	O-RADO	15	-	-	7	-	-	-	-	-	-	-	-	22	-
Japan Anti-Doping Agency	JADA	16	1	-	5	-	-	-	-	-	-	-	-	21	-
Czech Anti-Doping Committee	CADC	12	-	1	7	-	-	-	-	-	2	-	-	21	4.8%
World Boxing Council	WBC	20	-	1	-	-	-	-	-	-	-	-	-	20	5.0%
Hungarian Anti-Doping Agency	HUNADO	-	-	-	19	-	-	-	-	-	-	-	-	19	-
Africa Zone VI RADO	AFR-RADO-VI	4	-	-	15	-	-	-	-	-	-	-	-	19	-
Netherlands Anti-Doping Authority	ADAN	11	-	1	7	-	-	-	-	-	-	-	-	18	5.6%
Africa Zone I RADO	AFR-RADO-I	18	1	-	-	-	-	-	-	-	-	-	-	18	-
Colombian NADO	COL-NADO	12	-	-	4	-	-	-	-	-	-	-	-	16	-
National Anti-Doping Agency Austria GmbH	NADA Austria	-	-	-	15	-	-	-	-	-	-	-	-	15	-
Anti-Doping Denmark	ADD	7	-	1	6	-	-	1	-	-	-	-	-	14	7.1%
Anti-Doping Agency of Serbia	ADAS	6	-	-	8	-	-	-	-	-	-	-	-	14	-
National Anti-Doping Agency of Tunisia	ANAD	6	-	-	7	-	-	-	-	-	-	-	-	13	-
South African Institute for Drug-Free Sport	SAIDS	12	-	-	-	-	-	-	-	-	-	-	-	12	-
Slovak Anti-Doping Agency	SADA	10	-	-	2	-	-	-	-	-	-	-	-	12	-
FVA Professional Boxing	AUT-ProBOX	-	-	-	12	-	-	-	-	-	-	-	-	12	-
Monaco Boxing Federation	MON-BX	12	2	3	-	-	-	-	-	-	-	-	-	12	25.0%
Anti-Doping Agency of Malaysia	ADAMAS	4	-	1	7	-	-	-	-	-	-	-	-	11	9.1%
I.R Iran National Anti-Doping Organization	IRI-NADO	7	-	1	4	-	-	-	-	-	-	-	-	11	9.1%
South East Asia RADO	SE-ASIA-RADO	-	-	-	11	-	-	-	-	-	-	-	-	11	-
Africa Zone IV RADO	AFR-RADO-IV	-	-	-	11	2	1	-	-	-	-	-	-	11	9.1%
World Boxing Association	WBA	10	-	-	-	-	-	-	-	-	-	-	-	10	-
Brazilian Boxing Confederation	BRA-CBBX	-	-	-	10	-	-	-	-	-	-	-	-	10	-
Croatian Institute for Toxicology and Anti-Doping	CITA	10	-	-	-	-	-	-	-	-	-	-	-	10	-
Morocco National Olympic Committee	CNOM	10	1	-	-	-	-	-	-	-	-	-	-	10	-
Puerto Rico Anti-Doping Organization	PUR-NADO	10	-	1	-	-	-	-	-	-	-	-	-	10	10.0%
Africa Zone V RADO	AFR-RADO-V	-	-	-	9	-	-	-	-	-	-	-	-	9	-

Table 31: ASOIF Sport - Boxing - continued

Testing Authority (TA)	ADAMS Code	Urine						Blood						Total Samples	% AAF
		IC			OOB			IC			OOB				
		Samples	ATF	AAF	Samples	ATF	AAF	Samples	ATF	AAF	Samples	ATF	AAF		
Commonwealth Games Federation	CGF	8	-	-	-	-	-	-	-	-	-	-	-	8	-
Italian Ministry of Health Departement	CVD-Italia	8	-	-	-	-	-	-	-	-	-	-	-	8	-
Nigerian National Sports Council	NNSC	-	-	-	8	-	-	-	-	-	-	-	-	8	-
Hellenic National Council for Combatting Doping	ESKAN	7	-	-	-	-	-	-	-	-	-	-	-	7	-
Agency for Anti-Doping Control of Bosnia and Herzegovina	BiH-NADO	4	-	1	3	-	-	-	-	-	-	-	-	7	14.3%
Armenian National Anti-Doping Organization	ARM-NADO	-	-	-	6	-	-	-	-	-	-	-	-	6	-
Bulgarian Professional Boxing Union	BUL- PBU	6	-	-	-	-	-	-	-	-	-	-	-	6	-
Africa Zone II & III RADO	AFR-RADO-II-III	-	-	-	5	-	-	-	-	-	-	-	-	5	-
Belarus National Anti-Doping Agency	BNADA	-	-	-	5	-	-	-	-	-	-	-	-	5	-
Royal Belgian Boxing Association	BEL-BOX	4	-	-	-	-	-	-	-	-	-	-	-	4	-
Federacion Dominicana de Medicina del Deporte	FEDOMEDE	-	-	-	4	-	2	-	-	-	-	-	-	4	50.0%
Indian Ocean RADO	IND-OCE-RADO	-	-	-	4	-	-	-	-	-	-	-	-	4	-
Drug Free Sport New Zealand	DFSNZ	4	-	-	-	-	-	-	-	-	-	-	-	4	-
Chilean National Anti-Doping Commission	CHI-NADO	-	-	-	4	-	-	-	-	-	-	-	-	4	-
Comité International des Jeux des iles de l'Océan Indien	CIJ	4	-	-	-	-	-	-	-	-	-	-	-	4	-
Luxembourg Boxing Federation	LUX-BX	4	-	-	-	-	-	-	-	-	-	-	-	4	-
Jamaica Anti-Doping Commission	JADCO	-	-	-	4	-	-	-	-	-	-	-	-	4	-
Mexican federation of boxing	MEX-BX	4	-	-	-	-	-	-	-	-	-	-	-	4	-
Luxembourg NADO	ALAD	3	-	-	-	-	-	-	-	-	-	-	-	3	-
Central Asia RADO	RADOCA-RADO	-	-	-	3	-	-	-	-	-	-	-	-	3	-
German Boxing Association	GER-ProBOX	2	-	1	1	-	-	-	-	-	-	-	-	3	33.3%
Caribbean RADO	CAR-RADO	-	-	-	3	-	1	-	-	-	-	-	-	3	33.3%
Anti-Doping Singapore	ADS	-	-	-	3	-	-	-	-	-	-	-	-	3	-
Anti-Doping department of State Sports Medicine Centre	LAT-NADO	-	-	-	3	-	-	-	-	-	-	-	-	3	-
South Asia RADO	S-ASIA-RADO	-	-	-	3	-	-	-	-	-	-	-	-	3	-
Georgian Anti-Doping Agency	GEO-NADO	-	-	-	3	-	-	-	-	-	-	-	-	3	-
Ecuador NADO	ECU-NADO	2	-	-	-	-	-	-	-	-	-	-	-	2	-
World Boxing Federation	WBF-Prof	2	-	-	-	-	-	-	-	-	-	-	-	2	-
Eastern Europe RADO	E-EUR-RADO	-	-	-	2	-	-	-	-	-	-	-	-	2	-
Estonian Anti-Doping Agency	EADA	-	-	-	2	-	-	-	-	-	-	-	-	2	-
Anti-Doping Commission of Malta	MLT-NADO	2	-	1	-	-	-	-	-	-	-	-	-	2	50.0%
Namibia National Olympic Committee	NAM-NOC	2	-	-	-	-	-	-	-	-	-	-	-	2	-
Central American RADO	RADO-CAM	-	-	-	2	-	-	-	-	-	-	-	-	2	-
Lithuanian Anti-Doping Agency	LTU-NADO	-	-	-	2	-	-	-	-	-	-	-	-	2	-
Burkina Faso Anti-Doping Organization	BUR-NADO	2	-	-	-	-	-	-	-	-	-	-	-	2	-
Slovenian Antidoping Organization	SLOADO	-	-	-	2	-	-	-	-	-	-	-	-	2	-
World Boxing Organization	WBO	2	-	-	-	-	-	-	-	-	-	-	-	2	-
World Series Boxing	WSB	2	-	-	-	-	-	-	-	-	-	-	-	2	-
Sri Lanka Anti Doping Agency	SRI-NADO	-	-	-	1	-	-	-	-	-	-	-	-	1	-
Finnish Professional Boxing Federation	FIN-ProBOX	1	-	1	-	-	-	-	-	-	-	-	-	1	100.0%
Cyprus Anti-Doping Authority	CYADA	-	-	-	1	-	-	-	-	-	-	-	-	1	-
Mauritius Ministry of Youth and Sports Anti-Doping Unit	MRI NADO	-	-	-	1	-	-	-	-	-	-	-	-	1	-
National Anti-doping Center of Ukraine	NADC Ukraine	-	-	-	1	-	-	-	-	-	-	-	-	1	-
Israeli NADO	ISR-NADO	-	-	-	1	-	-	-	-	-	-	-	-	1	-
Hong Kong Anti-Doping Committee	HKG-ADC	-	-	-	1	-	-	-	-	-	-	-	-	1	-
		2552	17	70	1740	11	15	108	-	-	442	-	-	4842	

Table 32: ASOIF Sport - Canoe / Kayak

Testing Authority (TA)	ADAMS Code	Urine						Blood						Total Samples	% AAF
		IC		OOC		AAF		IC		OOC		AAF			
		Samples	ATF	Samples	ATF	Samples	ATF	Samples	ATF	Samples	ATF	Samples	ATF		
German National Anti-Doping Agency	NADA	194	-	521	-	33	-	101	-	849	-				
Russian National Anti-Doping Organization	RUSADA	330	-	242	-	45	-	9	-	626	1.0%				
China Anti-Doping Agency	CHINADA	190	18	330	20	10	-	17	-	547	-				
International Canoe Federation	ICF	163	-	61	-	3	-	6	-	233	2.1%				
Poland Commission Against Doping in Sports	PANDA	27	1	128	2	-	-	14	-	169	-				
Spain National Anti-Doping Agency	ESP-NADO	58	-	61	-	12	-	14	-	145	0.7%				
Australian Sports Anti-Doping Authority	ASADA	45	1	65	1	-	-	14	-	124	-				
Kazakhstan National Anti-Doping Centre	KAZ-NADO	44	-	56	-	15	-	-	-	115	0.9%				
Romanian National Anti-Doping Agency	ANAD-Romania	59	-	52	-	-	-	-	-	111	-				
Canadian Centre for Ethics in Sport	CCES	32	-	54	-	-	-	9	-	95	-				
Mexican National Anti-Doping Committee	MEX-NADO	9	-	84	-	3	-	-	-	93	3.2%				
National Anti Doping Agency -India	IND-NADO	44	-	45	-	-	-	-	-	89	-				
Hungarian Anti-Doping Agency	HUNADO	35	-	46	-	-	-	6	-	87	1.1%				
Pan American Sports Organization	PASO	59	-	-	-	15	-	-	-	74	2.7%				
South African Institute for Drug-Free Sport	SAIDS	51	-	8	-	-	-	1	-	60	-				
Czech Anti-Doping Committee	CADC	37	-	13	-	-	-	4	-	54	-				
Brasilian Authority on Anti-Doping Control	ABCD	38	-	8	-	-	-	4	-	50	-				
European Olympic Committees	EOC	48	-	-	-	-	-	-	-	48	-				
Korea Anti-Doping Agency	KADA	34	-	12	-	-	-	-	-	46	2.2%				
Japan Anti-Doping Agency	JADA	41	1	5	-	-	-	-	-	46	-				
Cuban National Anti-Doping Agency	CUB-NADO	-	-	44	-	-	-	-	-	44	-				
US Anti-Doping Agency	USADA	26	-	15	-	-	-	-	-	41	4.9%				
Italian National Anti-Doping Agency	NADO ITALIA	5	-	33	-	-	-	1	-	39	-				
Irish Sports Council	ISC	-	-	16	-	-	-	23	-	39	-				
National Anti-Doping Agency Austria GmbH	NADA Austria	6	-	29	-	-	-	3	-	38	-				
Swedish Sports Confederation	RF	12	-	23	-	-	-	1	-	36	-				
Finnish Anti-Doping Agency	FINADA	12	-	17	-	4	-	2	-	35	-				
Anti-Doping Norway	ADN	10	-	18	-	-	-	7	-	35	-				
European Canoe Association	ECA	34	1	-	-	-	-	-	-	34	-				
World Anti-Doping Agency	WADA-AMA	-	-	17	-	-	-	16	-	33	-				
Drug Free Sport New Zealand	DFSNZ	14	1	15	-	-	-	1	-	30	-				
UK Anti-Doping	UKAD	-	-	29	-	-	-	-	-	29	-				
Anti-Doping Denmark	ADD	4	-	22	-	-	-	3	-	29	-				
French Anti-Doping Agency	AFLD-NADO	16	-	11	-	-	-	-	-	27	-				
Italian Ministry of Health Departement	CVD-Italia	26	-	-	-	-	-	-	-	26	7.7%				
Turkish Anti Doping Commission	TADC	24	-	-	-	-	-	-	-	24	-				
I.R Iran National Anti-Doping Organization	IRI-NADO	19	-	4	-	-	-	-	-	23	17.4%				
Portugal Anti-Doping Agency	ADoP	10	-	10	-	-	-	2	-	22	-				
NADO Flanders	NADOF	18	-	4	-	-	-	-	-	22	-				
Bulgarian Anti-doping Center	BUL-NADO	12	-	9	-	-	-	1	-	22	4.5%				
Slovak Anti-Doping Agency	SADA	11	-	10	-	-	-	-	-	21	-				
Sports Authority of Thailand	THA-NADO	-	-	19	-	-	-	-	-	19	-				
Oceania RADO	O-RADO	15	-	4	-	-	-	-	-	19	-				
Chilean National Anti-Doping Commission	CHI-NADO	10	-	8	-	-	-	-	-	18	-				
Anti-Doping Agency of Malaysia	ADAMAS	16	-	1	-	-	-	-	-	17	-				
Anti-Doping Agency of Serbia	ADAS	15	-	1	-	-	-	-	-	16	-				
Anti-Doping Singapore	ADS	-	-	15	-	-	-	-	-	15	-				
Antidoping Switzerland	SUI-NADO	7	-	7	1	-	-	-	-	14	-				
South East Asian Games Federation	SEAGF	13	-	-	-	-	-	-	-	13	-				
Colombian NADO	COL-NADO	12	-	-	-	-	-	-	-	12	-				
Belarus National Anti-Doping Agency	BNADA	7	-	5	-	-	-	-	-	12	-				
Anti-Doping department of State Sports Medicine Centre	LAT-NADO	5	-	3	-	-	-	-	-	8	-				
Chinese Taipei Anti-Doping Agency	CTADA	-	-	8	-	1	-	-	-	8	12.5%				
Agency for Anti-Doping Control of Bosnia and Herzegovina	BIH-NADO	8	-	-	-	-	-	-	-	8	12.5%				
Slovenian Antidoping Organization	SLOADO	-	-	7	-	-	-	-	-	7	-				
French Canoe Kayak Federation	FRA-FFCK	6	-	-	-	-	-	-	-	6	-				
Estonian Anti-Doping Agency	EADA	-	-	5	-	-	-	-	-	5	-				
Brazilian Canoe Confederation	BRA-CBC	5	-	-	-	-	-	-	-	5	-				
National Anti-Doping Agency of Tunisia	ANAD	5	-	-	-	-	-	-	-	5	-				
International Committee of Mediterranean Games	ICMG	4	-	-	-	-	-	-	-	4	-				
Hellenic National Council for Combatting Doping	ESKAN	4	-	-	-	-	-	-	-	4	-				
Lithuanian Anti-Doping Agency	LTU-NADO	-	-	4	1	-	-	-	-	4	-				
French Community of Belgium NADO	BEL-CFWB	-	-	3	-	-	-	-	-	3	-				
Ecuador NADO	ECU-NADO	-	-	3	-	-	-	-	-	3	-				
Algerian National Anti-Doping Organization	ALG-NADO	-	-	3	-	-	-	-	-	3	-				
Central Asia RADO	RADOCA-RADO	-	-	2	-	-	-	-	-	2	-				
National Anti-doping Center of Ukraine	NADC Ukraine	-	-	2	-	-	-	-	-	2	-				
Venezuela NADO	VEN-NADO	-	-	2	-	-	-	-	-	2	-				
South East Asia RADO	SE-ASIA-RADO	-	-	1	-	-	-	-	-	1	-				
National Anti-Doping Commission of Macedonia	MKD-NADO	-	-	1	-	-	-	-	-	1	-				
Netherlands Anti-Doping Authority	ADAN	-	-	1	-	-	-	-	-	1	-				
Total		1929	23	24	2222	25	7	137	-	259	-	4547	-		

Table 33: ASOIF Sport - Cycling

Testing Authority (TA)	ADAMS Code	Urine						Blood						Total Samples	% AAF
		IC			OOC			IC			OOC				
		Samples	ATF	AAF	Samples	ATF	AAF	Samples	ATF	AAF	Samples	ATF	AAF		
International Cycling Union	UCI	4598	19	45	2937	29	4	237	-	-	46	-	1	7818	0.6%
US Anti-Doping Agency	USADA	485	-	12	474	1	6	2	-	-	92	-	-	1053	1.7%
Russian National Anti-Doping Organization	RUSADA	764	-	12	181	-	1	36	2	-	49	-	-	1030	1.3%
German National Anti-Doping Agency	NADA	417	-	5	320	-	-	98	-	-	163	-	-	998	0.5%
French Anti-Doping Agency	AFLD-NADO	725	5	23	76	-	-	92	-	-	34	-	-	927	2.5%
China Anti-Doping Agency	CHINADA	325	12	-	512	31	1	11	-	-	47	-	-	895	0.1%
Italian National Anti-Doping Agency	NADO ITALIA	503	-	10	101	-	-	31	-	1	43	-	-	678	1.6%
NADO Flanders	NADOF	349	-	4	286	-	-	-	-	-	-	-	-	635	0.6%
South African Institute for Drug-Free Sport	SAIDS	394	-	9	132	-	1	-	-	-	9	-	-	535	1.9%
Kazakhstan National Anti-Doping Centre	KAZ-NADO	389	-	4	53	-	-	10	-	-	-	-	-	452	0.9%
Australian Sports Anti-Doping Authority	ASADA	134	2	1	159	3	-	17	-	-	110	-	-	420	0.2%
Portugal Anti-Doping Agency	ADoP	312	-	8	52	-	-	-	-	-	47	-	-	411	1.9%
Spain National Anti-Doping Agency	ESP-NADO	213	9	5	132	1	4	5	-	-	35	-	-	385	2.3%
Colombian NADO	COL-NADO	297	2	3	52	3	1	30	-	-	-	-	-	379	1.1%
UK Anti-Doping	UKAD	109	-	4	183	-	-	-	-	-	71	-	-	363	1.1%
Netherlands Anti-Doping Authority	ADAN	269	-	2	68	-	-	-	-	-	2	-	-	339	0.6%
French Community of Belgium NADO	BEL-CFWB	155	-	1	184	-	-	-	-	-	-	-	-	339	0.3%
Japan Anti-Doping Agency	JADA	276	12	-	7	1	-	-	-	-	-	-	-	283	-
Antidoping Switzerland	SUI-NADO	61	-	-	160	3	1	-	-	-	58	-	-	279	0.4%
Royal Belgian Cycling League	BEL-CY	259	-	4	-	-	-	-	-	-	-	-	-	259	1.5%
National Anti Doping Agency -India	IND-NADO	175	-	4	25	-	1	32	-	-	10	-	-	242	2.1%
Anti-Doping Norway	ADN	80	-	1	80	-	-	7	-	-	54	-	-	221	0.5%
Irish Sports Council	ISC	45	-	-	68	-	-	-	-	-	99	-	-	212	-
Korea Cycle Racing Association	KOR-CYC	203	-	-	-	-	-	-	-	-	-	-	-	203	-
Italian Ministry of Health Departement	CVD-Italia	196	-	12	-	-	-	-	-	-	-	-	-	196	6.1%
Canadian Centre for Ethics in Sport	CCES	71	-	2	103	-	-	-	-	-	19	-	-	193	1.0%
Anti-Doping Denmark	ADD	101	-	2	79	-	-	-	-	-	10	-	-	190	1.1%
Poland Commission Against Doping in Sports	PANDA	149	4	1	15	-	-	24	-	-	-	-	-	188	0.5%
Drug Free Sport New Zealand	DFSNZ	41	-	1	115	3	-	-	-	-	-	-	-	156	0.6%
National Anti-Doping Agency Austria GmbH	NADA Austria	50	-	-	95	-	-	-	-	-	10	-	-	155	-
Cuban National Anti-Doping Agency	CUB-NADO	53	-	5	90	-	1	-	-	-	-	-	-	143	4.2%
European Olympic Committees	EOC	96	-	-	-	-	-	32	-	-	-	-	-	128	-
Swedish Sports Confederation	RF	37	-	1	78	-	-	-	-	-	8	-	-	123	0.8%
Pan American Sports Organization	PASO	93	1	2	-	-	-	24	1	-	-	-	-	117	1.7%
Korea Anti-Doping Agency	KADA	69	-	1	39	-	-	-	-	-	6	-	-	114	0.9%
Czech Anti-Doping Committee	CADC	60	-	-	32	-	1	-	-	-	8	-	-	100	1.0%
Venezuela NADO	VEN-NADO	68	-	-	11	-	1	-	-	-	16	-	-	95	1.1%
Chilean National Anti-Doping Commission	CHI-NADO	73	-	2	22	-	-	-	-	-	-	-	-	95	2.1%
Basque Government	ESP-Vasco	81	-	3	-	-	-	-	-	-	-	-	-	81	3.7%
Turkish Anti Doping Commission	TADC	51	-	1	9	-	2	-	-	-	-	-	-	60	5.0%
Mexican National Anti-Doping Committee	MEX-NADO	49	-	1	11	1	-	-	-	-	-	-	-	60	1.7%
Finnish Anti-Doping Agency	FINADA	26	-	-	29	-	-	-	-	-	4	-	-	59	-
Algerian National Anti-Doping Organization	ALG-NADO	57	-	2	-	-	-	-	-	-	-	-	-	57	3.5%
Brasilian Authority on Anti-Doping Control	ABCD	9	-	2	27	-	2	-	-	-	21	-	-	57	7.0%
Luxembourg NADO	ALAD	35	-	-	11	-	-	-	-	-	10	-	-	56	-
Hungarian Anti-Doping Agency	HUNADO	19	-	1	24	-	-	-	-	-	8	-	-	51	2.0%
Sports Authority of Thailand	THA-NADO	38	-	1	9	1	-	-	-	-	-	-	-	47	2.1%
Anti-Doping Agency of Malaysia	ADAMAS	32	-	-	9	-	-	-	-	-	-	-	-	41	-
Japan Keirin Foundation	JKA	41	-	-	-	-	-	-	-	-	-	-	-	41	-
I.R Iran National Anti-Doping Organization	IRI-NADO	33	-	1	-	-	-	-	-	-	-	-	-	33	3.0%
Africa Zone I RADO	AFR-RADO-I	20	1	-	10	-	1	-	-	-	-	-	-	30	3.3%
Belarus National Anti-Doping Agency	BNADA	12	-	-	18	-	3	-	-	-	-	-	-	30	10.0%
Croatian Institute for Toxicology and Anti-Doping	CITA	-	-	-	27	-	-	-	-	-	-	-	-	27	-
Arab Cycling Federation	ARAB-CYC	27	-	2	-	-	-	-	-	-	-	-	-	27	7.4%
Romanian National Anti-Doping Agency	ANAD-Romania	17	-	-	8	-	-	-	-	-	1	-	-	26	-
New Caledonia NADO	NCL-NADO	26	-	1	-	-	-	-	-	-	-	-	-	26	3.8%
South East Asian Games Federation	SEAGF	18	-	-	-	-	-	6	-	-	-	-	-	24	-
Hellenic National Council for Combatting Doping	ESKAN	18	-	-	5	-	-	-	-	-	-	-	-	23	-
Bulgarian Anti-doping Center	BUL-NADO	9	-	1	11	-	-	-	-	-	2	-	-	22	4.5%
Comité d'Organisation des Jeux Africains	COJA	22	-	-	-	-	-	-	-	-	-	-	-	22	-
Fédération québécoise des sports cyclistes	CANQC-CYC	21	-	-	-	-	-	-	-	-	-	-	-	21	-
Guatemala NADO	GUA-OAD	20	-	2	1	-	-	-	-	-	-	-	-	21	9.5%
Anti-Doping Agency of Serbia	ADAS	15	-	-	4	-	-	-	-	-	-	-	-	19	-
Qatar Antidoping Commission	QADC	-	-	-	9	-	-	-	-	-	9	-	-	18	-
Caribbean RADO	CAR-RADO	14	-	5	2	-	1	-	-	-	-	-	-	16	37.5%
National Anti-Doping Agency of Tunisia	ANAD	16	-	-	-	-	-	-	-	-	-	-	-	16	-
Australian Cycling Federation	AUS-CY	15	-	-	-	-	-	-	-	-	-	-	-	15	-
Egyptian National Anti-doping Organization	EGY-NADO	15	-	-	-	-	-	-	-	-	-	-	-	15	-
Africa Zone V RADO	AFR-RADO-V	-	-	-	14	-	-	-	-	-	-	-	-	14	-
Slovenian Antidoping Organization	SLOADO	12	-	-	1	-	-	-	-	-	-	-	-	13	-

Table 33: ASOIF Sport - Cycling - continued

Testing Authority (TA)	ADAMS Code	Urine						Blood						Total Samples	% AAF
		IC			OOC			IC			OOC				
		Samples	ATF	AAF	Samples	ATF	AAF	Samples	ATF	AAF	Samples	ATF	AAF		
Hong Kong Anti-Doping Committee	HKG-ADC	-	-	-	11	-	-	-	-	-	2	-	-	13	-
Comissió Antidopatge de Catalunya	ESP-Cat-NADO	11	-	-	-	-	-	-	-	-	-	-	-	11	-
Anti-Doping department of State Sports Medicine Centre	LAT-NADO	5	-	-	5	-	-	-	-	-	-	-	-	10	-
Cameroon Anti-Doping Organisation	OCALUDS	10	-	-	-	-	-	-	-	-	-	-	-	10	-
Slovak Anti-Doping Agency	SADA	8	-	-	2	-	-	-	-	-	-	-	-	10	-
National Anti Doping Agency Belize	NADO-Belize	10	-	-	-	-	-	-	-	-	-	-	-	10	-
Sri Lanka Anti Doping Agency	SRI-NADO	10	-	-	-	-	-	-	-	-	-	-	-	10	-
Israeli NADO	ISR-NADO	6	-	-	3	-	-	-	-	-	-	-	-	9	-
Ecuador NADO	ECU-NADO	9	-	-	-	-	-	-	-	-	-	-	-	9	-
National Anti-doping Center of Ukraine	NADC Ukraine	7	-	-	2	-	-	-	-	-	-	-	-	9	-
Cyprus Anti-Doping Authority	CYADA	8	-	-	-	-	-	-	-	-	-	-	-	8	-
Nigerian National Sports Council	NNSC	-	-	-	8	-	-	-	-	-	-	-	-	8	-
International Police Sports Union	USIP	8	-	-	-	-	-	-	-	-	-	-	-	8	-
Africa Zone IV RADO	AFR-RADO- IV	-	-	-	7	2	-	-	-	-	-	-	-	7	-
Estonian Anti-Doping Agency	EADA	2	-	-	5	-	-	-	-	-	-	-	-	7	-
Chinese Taipei Anti-Doping Agency	CTADA	7	-	-	-	-	-	-	-	-	-	-	-	7	-
Jamaica Anti-Doping Commission	JADCO	-	-	-	6	-	-	-	-	-	1	-	-	7	-
German Cycling Federation	GER-CY	6	-	-	-	-	-	-	-	-	-	-	-	6	-
Morocco National Olympic Committee	CNOM	6	-	1	-	-	-	-	-	-	-	-	-	6	16.7%
Comité International des Jeux des îles de l'Océan Indien	CIJ	6	-	-	-	-	-	-	-	-	-	-	-	6	-
Anti-Doping Singapore	ADS	-	-	-	5	-	-	-	-	-	-	-	-	5	-
Indian Ocean RADO	IND-OCE-RADO	-	-	-	5	-	-	-	-	-	-	-	-	5	-
Congo National Anti-Doping Committee	CGO-NADO	4	1	-	-	-	-	-	-	-	-	-	-	4	-
United Arab Emirates National Anti-doping Committee	UAE-NADO	4	-	-	-	-	-	-	-	-	-	-	-	4	-
Andorran National Anti-Doping Commission	AND-NADO	3	-	-	1	-	-	-	-	-	-	-	-	4	-
Brazilian Cycling Confederation	BRA-CBCI	4	-	-	-	-	-	-	-	-	-	-	-	4	-
Mauritius Cycling Federation	MRI-CYC	4	-	-	-	-	-	-	-	-	-	-	-	4	-
Central Asia RADO	RADOCA-RADO	-	-	-	4	-	-	-	-	-	-	-	-	4	-
Bermuda Sport Anti- Doping Authority	BSADA	-	-	-	3	-	-	-	-	-	-	-	-	3	-
Estonian Cyclist Union	ECU	3	-	-	-	-	-	-	-	-	-	-	-	3	-
Agency for Anti-Doping Control of Bosnia and Herzegovina	BIH-NADO	3	-	-	-	-	-	-	-	-	-	-	-	3	-
Philippine Sports Commission	PHI-NADO	3	-	-	-	-	-	-	-	-	-	-	-	3	-
Georgian Anti-Doping Agency	GEO-NADO	3	-	-	-	-	-	-	-	-	-	-	-	3	-
Jordan Anti-doping Organization	JADO	-	-	-	2	-	-	-	-	-	-	-	-	2	-
Uruguay Anti-Doping	URU-NADO	-	-	-	2	-	-	-	-	-	-	-	-	2	-
Royal Belgian Cycling League	FBEL-RLVB	2	-	-	-	-	-	-	-	-	-	-	-	2	-
Eastern Europe RADO	E-EUR-RADO	-	-	-	2	-	-	-	-	-	-	-	-	2	-
Puerto Rico Anti-Doping Organization	PUR-NADO	-	-	-	2	-	-	-	-	-	-	-	-	2	-
Anti-Doping Commission of Malta	MLT-NADO	-	-	-	1	-	-	-	-	-	-	-	-	1	-
Montenegro National Olympic Committee	MNE-NOC	-	-	-	1	-	-	-	-	-	-	-	-	1	-
Asian Cycling Confederation	ACC	1	-	-	-	-	-	-	-	-	-	-	-	1	-
South Asia RADO	S-ASIA-RADO	-	-	-	1	-	-	-	-	-	-	-	-	1	-
Italian Cycling Federation	ITA-CYC	1	-	-	-	-	-	-	-	-	-	-	-	1	-
		13616	68	210	7238	79	32	694	3	1	1104	-	1	22652	

Table 34: ASOIF Sport - Equestrian Sports

Testing Authority (TA)	ADAMS Code	Urine						Blood						Total Samples	% AAF
		IC			OOC			IC			OOC				
		Samples	ATF	AAF	Samples	ATF	AAF	Samples	ATF	AAF	Samples	ATF	AAF		
International Equestrian Federation	FEI	50	-	-	7	-	-	-	-	-	1	-	-	57	-
German National Anti-Doping Agency	NADA	12	-	-	40	-	-	-	-	-	-	-	-	52	-
Mexican National Anti-Doping Committee	MEX-NADO	-	-	-	43	-	1	-	-	-	-	-	-	43	2.3%
Italian National Anti-Doping Agency	NADO ITALIA	29	-	3	3	-	-	-	-	-	-	-	-	32	9.4%
Japan Anti-Doping Agency	JADA	22	2	-	-	-	-	-	-	-	-	-	-	22	-
Canadian Centre for Ethics in Sport	CCEES	12	-	1	5	-	-	-	-	-	-	-	-	17	5.9%
South African Institute for Drug-Free Sport	SAIDS	15	-	2	-	-	-	-	-	-	-	-	-	15	13.3%
National Anti-Doping Agency Austria GmbH	NADA Austria	-	-	-	13	-	1	-	-	-	-	-	-	13	7.7%
Netherlands Anti-Doping Authority	ADAN	10	-	-	3	-	-	-	-	-	-	-	-	13	-
Korea Anti-Doping Agency	KADA	13	-	-	-	-	-	-	-	-	-	-	-	13	-
China Anti-Doping Agency	CHINADA	6	-	-	5	1	-	-	-	-	-	-	-	11	-
Pan American Sports Organization	PASO	10	-	-	-	-	-	-	-	-	-	-	-	10	-
Australian Sports Anti-Doping Authority	ASADA	9	-	-	-	-	-	-	-	-	-	-	-	9	-
Anti-Doping Agency of Malaysia	ADAMAS	-	-	-	9	-	-	-	-	-	-	-	-	9	-
Irish Sports Council	ISC	9	-	-	-	-	-	-	-	-	-	-	-	9	-
Turkish Anti Doping Commission	TADC	8	-	-	-	-	-	-	-	-	-	-	-	8	-
Spain National Anti-Doping Agency	ESP-NADO	4	-	-	4	-	-	-	-	-	-	-	-	8	-
Saudi Arabian Antidoping Committee	KSA-NADO	7	-	-	-	-	-	-	-	-	-	-	-	7	-
Slovak Anti-Doping Agency	SADA	6	-	-	-	-	-	-	-	-	-	-	-	6	-
French Anti-Doping Agency	AFLD-NADO	6	-	-	-	-	-	-	-	-	-	-	-	6	-
US Anti-Doping Agency	USADA	6	-	-	-	-	-	-	-	-	-	-	-	6	-
Czech Anti-Doping Committee	CADC	6	-	-	-	-	-	-	-	-	-	-	-	6	-
NADO Flanders	NADOF	6	-	-	-	-	-	-	-	-	-	-	-	6	-
Anti-Doping Norway	ADN	5	-	-	-	-	-	-	-	-	-	-	-	5	-
Finnish Anti-Doping Agency	FINADA	5	-	-	-	-	-	-	-	-	-	-	-	5	-
Monaco Anti-Doping Committee	CMA Monaco	-	-	-	3	-	-	-	-	-	-	-	-	5	-
Hong Kong Anti-Doping Committee	HKG-ADC	-	-	-	3	-	-	-	-	-	1	-	-	4	-
Romanian National Anti-Doping Agency	ANAD-Romania	3	-	-	1	-	-	-	-	-	-	-	-	4	-
National Anti-Doping Agency of Tunisia	ANAD	4	-	-	-	-	-	-	-	-	-	-	-	4	-
Swedish Sports Confederation	RF	-	-	-	3	-	-	-	-	-	-	-	-	3	-
Luxembourg NADO	ALAD	-	-	-	3	-	-	-	-	-	-	-	-	3	-
Colombian NADO	COL-NADO	2	-	-	-	-	-	-	-	-	-	-	-	2	-
Portugal Anti-Doping Agency	ADoP	-	-	-	1	-	-	-	-	-	-	-	-	1	-
National Olympic and Sports Association of Iceland	ISL-NADO	1	-	1	-	-	-	-	-	-	-	-	-	1	100.0%
Kazakhstan National Anti-Doping Centre	KAZ-NADO	-	-	-	1	-	-	-	-	-	-	-	-	1	-
Italian Ministry of Health Departement	CVD-Italia	1	-	-	-	-	-	-	-	-	-	-	-	1	-
Bermuda Sport Anti- Doping Authority	BSADA	-	-	-	1	-	-	-	-	-	-	-	-	1	-
Qatar Antidoping Commission	QADC	-	-	-	1	-	-	-	-	-	-	-	-	1	-
		267	2	7	149	1	2	-	-	-	2	-	-	419	

Table 35: ASOIF Sport - Fencing

Testing Authority (TA)	ADAMS Code	Urine						Blood						Total Samples	% AAF
		IC			OOC			IC			OOC				
		Samples	ATF	AAF	Samples	ATF	AAF	Samples	ATF	AAF	Samples	ATF	AAF		
International Fencing Federation	FIE	414	4	3	31	-	-	6	-	-	-	-	-	451	0.7%
Russian National Anti-Doping Organization	RUSADA	35	-	1	102	-	-	-	-	-	11	-	-	148	0.7%
China Anti-Doping Agency	CHINADA	63	2	-	75	6	-	-	-	-	-	-	-	138	-
German National Anti-Doping Agency	NADA	10	-	-	73	-	-	-	-	-	-	-	-	83	-
Romanian National Anti-Doping Agency	ANAD-Romania	22	-	-	49	-	-	-	-	-	2	-	-	73	-
Japan Anti-Doping Agency	JADA	26	1	-	39	1	-	-	-	-	-	-	-	65	-
Cuban National Anti-Doping Agency	CUB-NADO	1	-	-	46	-	-	-	-	-	-	-	-	47	-
Korea Anti-Doping Agency	KADA	8	-	-	38	-	-	-	-	-	-	-	-	46	-
Hungarian Anti-Doping Agency	HUNADO	3	-	-	43	-	-	-	-	-	-	-	-	46	-
Italian National Anti-Doping Agency	NADO ITALIA	6	-	-	37	-	-	-	-	-	-	-	-	43	-
Spain National Anti-Doping Agency	ESP-NADO	20	-	-	23	-	-	-	-	-	-	-	-	43	-
Sports Authority of Thailand	THA-NADO	13	-	-	23	-	-	-	-	-	-	-	-	36	-
Kazakhstan National Anti-Doping Centre	KAZ-NADO	-	-	-	33	-	-	-	-	-	-	-	-	33	-
Colombian NADO	COL-NADO	32	1	-	-	-	-	-	-	-	-	-	-	32	-
Poland Commission Against Doping in Sports	PANDA	11	-	-	19	-	-	-	-	-	2	-	-	32	-
Mexican National Anti-Doping Committee	MEX-NADO	-	-	-	32	-	-	-	-	-	-	-	-	32	-
Pan American Sports Organization	PASO	29	-	-	-	-	-	-	-	-	-	-	-	29	-
International University Sport Federation	FISU	24	-	-	-	-	-	-	-	-	-	-	-	24	-
European Olympic Committees	EOC	24	-	-	-	-	-	-	-	-	-	-	-	24	-
Canadian Centre for Ethics in Sport	CCES	6	-	-	16	1	-	-	-	-	-	-	-	22	-
National Anti Doping Agency -India	IND-NADO	21	-	-	-	-	-	-	-	-	-	-	-	21	-
French Anti-Doping Agency	AFLD-NADO	20	-	1	-	-	-	-	-	-	-	-	-	20	5.0%
Hong Kong Anti-Doping Committee	HKG-ADC	2	-	-	16	-	-	-	-	-	2	-	-	20	-
Anti-Doping Agency of Malaysia	ADAMAS	1	-	-	18	-	-	-	-	-	-	-	-	19	-
US Anti-Doping Agency	USADA	-	-	-	18	1	-	-	-	-	-	-	-	18	-
Italian Ministry of Health Departement	CVD-Italia	17	-	-	-	-	-	-	-	-	-	-	-	17	-
Antidoping Switzerland	SUI-NADO	8	-	-	6	1	-	-	-	-	-	-	-	14	-
Braslian Authority on Anti-Doping Control	ABCD	7	-	1	1	-	-	5	-	-	-	-	-	13	7.7%
Algerian National Anti-Doping Organization	ALG-NADO	8	-	-	5	-	-	-	-	-	-	-	-	13	-
National Anti-Doping Agency Austria GmbH	NADA Austria	6	-	-	6	-	-	-	-	-	-	-	-	12	-
French Community of Belgium NADO	BEL-CFWB	6	-	-	6	-	-	-	-	-	-	-	-	12	-
Turkish Anti Doping Commission	TADC	11	-	-	-	-	-	-	-	-	-	-	-	11	-
Venezuela NADO	VEN-NADO	10	-	-	-	-	-	-	-	-	-	-	-	10	-
Anti-Doping Norway	ADN	9	-	-	-	-	-	-	-	-	-	-	-	9	-
Hellenic National Council for Combatting Doping	ESKAN	8	-	-	1	-	-	-	-	-	-	-	-	9	-
Australian Sports Anti-Doping Authority	ASADA	9	-	-	-	-	-	-	-	-	-	-	-	9	-
German Fencing Federation	GER-FE	8	-	-	-	-	-	-	-	-	-	-	-	8	-
Estonian Anti-Doping Agency	EADA	-	-	-	8	-	-	-	-	-	-	-	-	8	-
Netherlands Anti-Doping Authority	ADAN	7	-	-	1	-	-	-	-	-	-	-	-	8	-
Czech Anti-Doping Committee	CADC	8	-	-	-	-	-	-	-	-	-	-	-	8	-
Egyptian National Anti-doping Organization	EGY-NADO	-	-	-	7	-	-	-	-	-	-	-	-	7	-
Central Asia RADO	RADOCA-RADO	-	-	-	7	-	-	-	-	-	-	-	-	7	-
National Anti-Doping Agency of Tunisia	ANAD	4	-	-	3	-	-	-	-	-	-	-	-	7	-
Comité d'Organisation des Jeux Africains	COJA	7	-	-	-	-	-	-	-	-	-	-	-	7	-
South East Asian Games Federation	SEAGF	7	-	-	-	-	-	-	-	-	-	-	-	7	-
NADO Flanders	NADOF	6	-	-	1	-	-	-	-	-	-	-	-	7	-
Portugal Anti-Doping Agency	ADoP	4	-	-	3	-	-	-	-	-	-	-	-	7	-
Anti-Doping Singapore	ADS	-	-	-	7	-	-	-	-	-	-	-	-	7	-
Africa Zone I RADO	AFR-RADO-I	-	-	-	6	-	-	-	-	-	-	-	-	6	-
Hellenic Fencing Federation	GRE-FE	5	-	-	-	-	-	-	-	-	-	-	-	5	-
Swedish Sports Confederation	RF	-	-	-	5	-	-	-	-	-	-	-	-	5	-
Luxembourg NADO	ALAD	4	-	-	1	-	-	-	-	-	-	-	-	5	-
Israeli NADO	ISR-NADO	2	-	-	3	-	-	-	-	-	-	-	-	5	-
South East Asia RADO	SE-ASIA-RADO	-	-	-	4	-	-	-	-	-	-	-	-	4	-
Finnish Anti-Doping Agency	FINADA	4	-	-	-	-	-	-	-	-	-	-	-	4	-
Croatian Institute for Toxicology and Anti-Doping	CITA	4	-	-	-	-	-	-	-	-	-	-	-	4	-
Brunei Darussalam Anti-Doping Committee	BRU-NADO	-	-	-	3	-	-	-	-	-	-	-	-	3	-
Belarus National Anti-Doping Agency	BNADA	-	-	-	3	-	-	-	-	-	-	-	-	3	-
Anti-Doping Denmark	ADD	-	-	-	2	-	-	-	-	-	-	-	-	2	-
Anti-Doping Agency of Serbia	ADAS	2	-	-	-	-	-	-	-	-	-	-	-	2	-
Slovak Anti-Doping Agency	SADA	-	-	-	2	-	-	-	-	-	-	-	-	2	-
Bulgarian Anti-doping Center	BUL-NADO	-	-	-	2	-	-	-	-	-	-	-	-	2	-
Africa Zone II & III RADO	AFR-RADO-II-III	-	-	-	1	-	-	-	-	-	-	-	-	1	-
Royal Belgium Fencing Federation	BEL-FEN	1	-	-	-	-	-	-	-	-	-	-	-	1	-
South Asia RADO	S-ASIA-RADO	-	-	-	1	-	-	-	-	-	-	-	-	1	-
Chilean National Anti-Doping Commission	CHI-NADO	-	-	-	1	-	-	-	-	-	-	-	-	1	-
		963	8	6	827	10	-	11	-	-	17	-	-	1818	

Table 36: ASOIF Sport - Field Hockey

Testing Authority (TA)	ADAMS Code	Urine						Blood						Total Samples	% AAF
		IC Samples	IC ATF	IC AAF	OOB Samples	OOB ATF	OOB AAF	IC Samples	IC ATF	IC AAF	OOB Samples	OOB ATF	OOB AAF		
International Hockey Federation	FIH	168	2	-	63	-	-	10	-	-	10	-	-	251	-
German National Anti-Doping Agency	NADA	16	-	-	159	-	-	-	-	-	-	-	-	175	-
National Anti Doping Agency -India	IND-NADO	17	-	1	100	-	-	-	-	-	-	-	-	117	0.9%
Australian Sports Anti-Doping Authority	ASADA	36	1	1	63	1	-	-	-	-	-	-	-	99	1.0%
Mexican National Anti-Doping Committee	MEX-NADO	-	-	-	76	-	2	-	-	-	-	-	-	76	2.6%
Japan Anti-Doping Agency	JADA	72	1	-	2	-	-	-	-	-	-	-	-	74	-
Sports Authority of Thailand	THA-NADO	24	-	-	33	-	-	-	-	-	-	-	-	57	-
Drug Free Sport New Zealand	DFSNZ	34	-	-	23	1	-	-	-	-	-	-	-	57	-
China Anti-Doping Agency	CHINADA	25	1	-	21	-	-	-	-	-	1	-	-	47	-
Canadian Centre for Ethics in Sport	CCES	-	-	-	41	-	-	-	-	-	-	-	-	41	-
Spain National Anti-Doping Agency	ESP-NADO	30	-	-	10	-	-	-	-	-	-	-	-	40	-
Pan American Sports Organization	PASO	39	-	-	-	-	-	-	-	-	-	-	-	39	-
US Anti-Doping Agency	USADA	-	-	-	35	-	-	-	-	-	-	-	-	35	-
Cuban National Anti-Doping Agency	CUB-NADO	-	-	-	34	-	-	-	-	-	-	-	-	34	-
Korea Anti-Doping Agency	KADA	17	-	-	17	-	-	-	-	-	-	-	-	34	-
French Community of Belgium NADO	BEL-CFWB	30	-	-	-	-	-	-	-	-	-	-	-	30	-
Italian National Anti-Doping Agency	NADO ITALIA	20	-	1	10	-	-	-	-	-	-	-	-	30	3.3%
Portugal Anti-Doping Agency	ADoP	24	-	-	-	-	-	-	-	-	-	-	-	24	-
Poland Commission Against Doping in Sports	PANDA	6	-	-	16	5	-	-	-	-	2	-	-	24	-
Netherlands Anti-Doping Authority	ADAN	17	-	-	6	-	-	-	-	-	-	-	-	23	-
Anti-Doping Agency of Malaysia	ADAMAS	-	-	-	19	-	-	-	-	-	-	-	-	19	-
Romanian National Anti-Doping Agency	ANAD-Romania	8	-	-	6	-	-	-	-	-	1	-	-	15	-
South East Asian Games Federation	SEAGF	13	-	-	-	-	-	-	-	-	-	-	-	13	-
Chinese Taipei Anti-Doping Agency	CTADA	-	-	-	12	-	-	-	-	-	-	-	-	12	-
Oceania RADO	O-RADO	9	-	-	2	-	-	-	-	-	-	-	-	11	-
Qatar Antidoping Commission	QADC	-	-	-	5	1	-	-	-	-	5	-	-	10	-
Turkish Anti Doping Commission	TADC	8	-	-	-	-	-	-	-	-	-	-	-	8	-
Czech Anti-Doping Committee	CADC	8	-	1	-	-	-	-	-	-	-	-	-	8	12.5%
National Anti-Doping Agency Austria GmbH	NADA Austria	-	-	-	8	-	-	-	-	-	-	-	-	8	-
Anti-Doping Denmark	ADD	-	-	-	4	-	-	-	-	-	-	-	-	4	-
UK Anti-Doping	UKAD	-	-	-	4	-	-	-	-	-	-	-	-	4	-
Swedish Sports Confederation	RF	-	-	-	4	-	-	-	-	-	-	-	-	4	-
Anti-Doping Singapore	ADS	-	-	-	3	-	-	-	-	-	-	-	-	3	-
Anti-Doping Agency of Serbia	ADAS	2	-	-	-	-	-	-	-	-	-	-	-	2	-
South African Institute for Drug-Free Sport	SAIDS	2	-	-	-	-	-	-	-	-	-	-	-	2	-
Thailand University Sport Board	THA-UNI	2	-	-	-	-	-	-	-	-	-	-	-	2	-
TOTAL		627	5	4	776	8	2	10	-	-	19	-	-	1432	

Table 37: ASOIF Sport - Football

Testing Authority (TA)	ADAMS Code	Urine						Blood						Total Samples	% AAF
		IC Samples	ATF	AAF	OC Samples	ATF	AAF	IC Samples	ATF	AAF	OC Samples	ATF	AAF		
Brazilian Football Confederation	BRA-CBF	4529	-	11	122	-	-	-	-	-	-	-	-	4651	0.2%
Union of European Football Associations	UEFA	1847	14	5	401	-	-	161	-	-	245	-	-	2654	0.2%
Italian National Anti-Doping Agency	NADO ITALIA	1832	1	4	370	-	-	116	-	-	62	-	-	2380	0.2%
UK Anti-Doping	UKAD	2069	1	5	6	-	4	210	-	-	4	-	-	2289	0.4%
Portugal Anti-Doping Agency	ADoP	1161	1	8	402	-	-	-	-	-	-	-	-	1563	0.5%
South American Football Confederation	CSF/CONMEBOL	1369	2	13	100	-	-	6	-	-	62	-	-	1537	0.8%
Turkish Football Federation	TUR-FB	1231	-	1	100	-	-	-	-	-	-	-	-	1331	0.1%
International Federation of Football Associations	FIFA	1121	11	3	99	-	-	35	-	-	11	-	-	1255	0.2%
German National Anti-Doping Agency	NADA	593	-	-	441	-	-	69	-	-	43	-	-	1146	-
Algerian Football Federation	ALG-FOO	998	40	8	78	9	-	-	-	-	-	-	-	1076	0.7%
Spain National Anti-Doping Agency	ESP-NADO	500	5	3	287	-	-	-	-	-	97	-	-	884	0.3%
French Anti-Doping Agency	AFLD-NADO	367	1	8	459	1	1	2	-	-	3	-	-	831	1.1%
German Football Federation	GER-FOOT	712	-	1	-	-	-	72	-	-	-	-	-	784	0.1%
Japan Anti-Doping Agency	JADA	573	29	-	50	-	-	-	-	-	-	-	-	623	-
Mexican National Anti-Doping Committee	MEX-NADO	504	-	28	65	-	-	-	-	-	-	-	-	569	4.9%
Saudi Arabian Antidoping Committee	KSA-NADO	316	25	2	200	13	-	-	-	-	-	-	-	516	0.4%
Russian National Anti-Doping Organization	RUSADA	112	-	-	345	-	1	-	-	-	18	-	-	475	0.2%
African Football Confederation	CAF	404	6	2	-	-	-	-	-	-	-	-	-	404	0.5%
Colombian NADO	COL-NADO	394	-	-	2	-	-	-	-	-	-	-	-	396	-
I.R Iran National Anti-Doping Organization	IRI-NADO	360	-	3	12	-	-	-	-	-	-	-	-	372	0.8%
Australian Sports Anti-Doping Authority	ASADA	67	1	-	302	16	-	-	-	-	-	-	-	369	-
Asian Football Confederation	AFC	262	3	1	72	-	-	-	-	-	-	-	-	334	0.3%
Swedish Sports Confederation	RF	60	-	-	262	-	2	-	-	-	-	-	-	322	0.6%
China Anti-Doping Agency	CHINADA	75	6	-	242	11	-	-	-	-	-	-	-	317	-
Hellenic National Council for Combatting Doping	ESKAN	293	-	1	-	-	-	-	-	-	-	-	-	293	0.3%
Anti-Doping Norway	ADN	205	-	1	64	-	-	-	-	-	-	-	-	269	0.4%
Netherlands Anti-Doping Authority	ADAN	132	-	2	78	-	-	-	-	-	-	-	-	210	1.0%
Rio de Janeiro Football Federation	BRA-FFERJ	196	-	1	-	-	-	-	-	-	-	-	-	196	0.5%
NADO Flanders	NADOF	160	-	1	30	-	-	-	-	-	-	-	-	190	0.5%
National Anti-doping Center of Ukraine	NADC Ukraine	168	-	3	20	-	-	-	-	-	-	-	-	188	1.6%
Korea Professional Football League	KOR-FB	187	-	1	-	-	-	-	-	-	-	-	-	187	0.5%
Antidoping Switzerland	SUI-NADO	78	4	-	103	6	-	-	-	-	-	-	-	181	-
Finnish Anti-Doping Agency	FINADA	65	-	-	93	-	-	4	-	-	9	-	-	171	-
Korea Anti-Doping Agency	KADA	83	-	-	83	-	-	-	-	-	-	-	-	166	-
Malta Football Association	MLT-FOO	156	-	3	-	-	-	-	-	-	-	-	-	156	1.9%
South African Institute for Drug-Free Sport	SAIDS	124	-	-	21	-	-	-	-	-	-	-	-	145	-
Venezuela NADO	VEN-NADO	142	-	3	-	-	-	-	-	-	-	-	-	142	2.1%
National Anti-Doping Agency Austria GmbH	NADA Austria	28	-	-	95	-	-	12	-	-	4	-	-	139	-
Poland Commission Against Doping in Sports	PANDA	112	3	-	12	2	-	6	-	-	6	-	-	136	-
Romanian National Anti-Doping Agency	ANAD-Romania	76	-	-	34	-	-	-	-	-	24	-	-	134	-
Sports Authority of Thailand	THA-NADO	58	1	1	70	4	-	-	-	-	-	-	-	128	0.8%
Cuban National Anti-Doping Agency	CUB-NADO	-	-	-	112	-	-	-	-	-	-	-	-	112	-
United Arab Emirates National Anti-doping Committee	UAE-NADO	111	-	-	-	-	-	-	-	-	-	-	-	111	-
Anti-Doping Denmark	ADD	38	-	-	59	-	-	-	-	-	8	-	-	105	-
Italian Ministry of Health Departement	CVD-Italia	105	-	-	-	-	-	-	-	-	-	-	-	105	-
French Community of Belgium NADO	BEL-CFWB	78	-	1	26	-	-	-	-	-	-	-	-	104	1.0%
Qatar Antidoping Commission	QADC	102	-	-	-	-	-	-	-	-	-	-	-	102	-
Slovenian Antidoping Organization	SLOADO	87	-	1	4	-	-	-	-	-	-	-	-	91	1.1%
Brasilian Authority on Anti-Doping Control	ABCD	64	-	-	-	-	-	-	-	-	20	-	-	84	-
Czech Anti-Doping Committee	CADC	60	-	-	16	-	-	-	-	-	4	-	-	80	-
Croatian Institute for Toxicology and Anti-Doping	CITA	55	-	-	19	-	-	-	-	-	-	-	-	74	-
Cyprus Anti-Doping Authority	CYADA	74	1	-	-	-	-	-	-	-	-	-	-	74	-
Guatemala National Football Federation	GUA-FNFG	71	-	10	-	-	-	-	-	-	-	-	-	71	14.1%
Confederation of North, Central America and Caribbean Association Footb	CONCACAF	61	-	2	-	-	-	-	-	-	-	-	-	61	3.3%
Mexican National Sports Council of Education	MEX-NSCE	19	-	-	39	-	-	-	-	-	-	-	-	58	-
Pan American Sports Organization	PASO	51	3	2	-	-	-	4	-	-	-	-	-	55	3.6%
Drug Free Sport New Zealand	DFSNZ	40	-	2	14	-	-	-	-	-	-	-	-	54	3.7%
Irish Sports Council	ISC	29	-	1	23	-	-	-	-	-	-	-	-	52	1.9%
Bulgarian Anti-doping Center	BUL-NADO	52	-	-	-	-	-	-	-	-	-	-	-	52	-
Iran Football Federation	IRI-FB	52	-	-	-	-	-	-	-	-	-	-	-	52	-
Hungarian Anti-Doping Agency	HUNADO	12	-	-	30	-	-	-	-	-	8	-	-	50	-
National Anti Doping Agency -India	IND-NADO	47	-	1	2	-	-	-	-	-	-	-	-	49	2.0%
National Anti-Doping Agency of Tunisia	ANAD	28	-	1	20	-	-	-	-	-	-	-	-	48	2.1%
Canadian Centre for Ethics in Sport	CCES	-	-	-	41	-	-	-	-	-	-	-	-	41	-
Uruguay Anti-Doping	URU-NADO	36	-	-	4	-	-	-	-	-	-	-	-	40	-
US Anti-Doping Agency	USADA	-	-	-	34	-	-	-	-	-	-	-	-	34	-
Costa Rica Football Federation	CRC-FOO	28	-	-	-	-	-	-	-	-	-	-	-	28	-
Comité d'Organisation des Jeux Africains	COJA	28	1	-	-	-	-	-	-	-	-	-	-	28	-
Brunei Darussalam Anti-Doping Committee	BRU-NADO	-	-	-	26	-	-	-	-	-	-	-	-	26	-
International University Sport Federation	FISU	24	-	1	-	-	-	-	-	-	-	-	-	24	4.2%

Table 37: ASOIF Sport - Football - continued

Testing Authority (TA)	ADAMS Code	Urine						Blood						Total Samples	% AAF
		IC			OOC			IC			OOC				
		Samples	ATF	AAF	Samples	ATF	AAF	Samples	ATF	AAF	Samples	ATF	AAF		
Anti-Doping Agency of Serbia	ADAS	24	-	-	-	-	-	-	-	-	-	-	-	24	-
International Committee of Sports for the Deaf	ICSD / CISS	24	-	-	-	-	-	-	-	-	-	-	-	24	-
Israel Football Association	ISR-FB	24	-	-	-	-	-	-	-	-	-	-	-	24	-
Thailand Football Association	THA-FB	20	2	-	-	-	-	-	-	-	-	-	-	20	-
National Olympic and Sports Association of Iceland	ISL-NADO	8	-	-	12	-	-	-	-	-	-	-	-	20	-
Estonian Anti-Doping Agency	EADA	20	-	4	-	-	-	-	-	-	-	-	-	20	20.0%
Jamaica Anti-Doping Commission	JADCO	-	-	-	17	-	-	-	-	-	-	-	-	17	-
Agency for Anti-Doping Control of Bosnia and Herzegovina	BiH-NADO	16	-	-	-	-	-	-	-	-	-	-	-	16	-
Africa Zone V RADO	AFR-RADO-V	-	-	-	16	-	-	-	-	-	-	-	-	16	-
Kuwait Anti-Doping Committee	KUW-NADO	12	-	-	-	-	-	-	-	-	-	-	-	12	-
Württemberg Football Association	GER-WurtFoot	12	-	-	-	-	-	-	-	-	-	-	-	12	-
Anti-Doping Commission of Malta	MLT-NADO	12	-	1	-	-	-	-	-	-	-	-	-	12	8.3%
Georgian Anti-Doping Agency	GEO-NADO	12	-	-	-	-	-	-	-	-	-	-	-	12	-
Ecuador NADO	ECU-NADO	2	-	-	9	-	-	-	-	-	-	-	-	11	-
Slovak Anti-Doping Agency	SADA	4	-	-	6	-	-	-	-	-	-	-	-	10	-
Andorran National Anti-Doping Commission	AND-NADO	6	-	-	4	-	-	-	-	-	-	-	-	10	-
Luxembourg NADO	ALAD	10	-	-	-	-	-	-	-	-	-	-	-	10	-
Comité International des Jeux des îles de l'Océan Indien	CIJ	9	-	-	-	-	-	-	-	-	-	-	-	9	-
Oceania RADO	O-RADO	7	-	-	2	-	-	-	-	-	-	-	-	9	-
Africa Zone VI RADO	AFR-RADO-VI	-	-	-	9	-	-	-	-	-	-	-	-	9	-
Anti-Doping Agency of Malaysia	ADAMAS	-	-	-	8	-	-	-	-	-	-	-	-	8	-
Estonian Football Association	EST - FB	8	-	-	-	-	-	-	-	-	-	-	-	8	-
Caribbean RADO	CAR-RADO	-	-	-	7	-	-	-	-	-	-	-	-	7	-
South East Asian Games Federation	SEAGF	7	-	-	-	-	-	-	-	-	-	-	-	7	-
Anti-Doping department of State Sports Medicine Centre	LAT-NADO	6	-	-	-	-	-	-	-	-	-	-	-	6	-
West Asia RADO	W-ASIA-RADO	-	-	-	6	-	-	-	-	-	-	-	-	6	-
International Committee of Mediterranean Games	ICMG	6	-	-	-	-	-	-	-	-	-	-	-	6	-
Indian Ocean RADO	IND-OCE-RADO	-	-	-	5	-	-	-	-	-	-	-	-	5	-
Bahamas Anti-Doping Commission	BADC	-	-	-	5	-	-	-	-	-	-	-	-	5	-
Belarus National Anti-Doping Agency	BNADA	4	1	-	-	-	-	-	-	-	-	-	-	4	-
Estonian Football Association	EJL	4	-	-	-	-	-	-	-	-	-	-	-	4	-
Chinese Taipei Anti-Doping Agency	CTADA	-	-	-	4	-	-	-	-	-	-	-	-	4	-
European Olympic Committees	EOC	4	-	-	-	-	-	-	-	-	-	-	-	4	-
South Asia RADO	S-ASIA-RADO	-	-	-	4	-	-	-	-	-	-	-	-	4	-
Central Asia RADO	RADOCA-RADO	-	-	-	3	-	-	-	-	-	-	-	-	3	-
Africa Zone II & III RADO	AFR-RADO-II-III	-	-	-	3	-	-	-	-	-	-	-	-	3	-
Anti-Doping Singapore	ADS	-	-	-	3	-	-	-	-	-	-	-	-	3	-
Mexican Football Federation	MEX-FO	2	-	2	-	-	-	-	-	-	-	-	-	2	100.0%
Hong Kong Anti-Doping Committee	HKG-ADC	-	-	-	1	-	-	-	-	-	-	-	-	1	-
Indonesian Anti-Doping Agency	INADA	1	-	-	-	-	-	-	-	-	-	-	-	1	-
		25335	162	152	5713	62	8	697	-	-	617	-	-	32362	

Table 38: ASOIF Sport - Golf

Testing Authority (TA)	ADAMS Code	Urine						Blood						Total Samples	% AAF
		IC			OOC			IC			OOC				
		Samples	ATF	AAF	Samples	ATF	AAF	Samples	ATF	AAF	Samples	ATF	AAF		
Spain National Anti-Doping Agency	ESP-NADO	27	-	-	16	-	1	-	-	-	-	-	-	43	2.3%
Japan Anti-Doping Agency	JADA	33	2	1	8	-	-	-	-	-	-	-	-	41	2.4%
German National Anti-Doping Agency	NADA	26	-	-	11	-	-	-	-	-	-	-	-	37	-
Portugal Anti-Doping Agency	ADoP	32	-	-	-	-	-	-	-	-	-	-	-	32	-
Venezuela NADO	VEN-NADO	25	-	1	-	-	-	-	-	-	-	-	-	25	4.0%
Italian National Anti-Doping Agency	NADO ITALIA	19	-	-	3	-	-	-	-	-	-	-	-	22	-
Ladies Professional Golfers' Association of Japan	JPN-LPGA	21	-	-	-	-	-	-	-	-	-	-	-	21	-
French Anti-Doping Agency	AFLD-NADO	21	-	1	-	-	-	-	-	-	-	-	-	21	4.8%
South African Institute for Drug-Free Sport	SAIDS	20	-	2	-	-	-	-	-	-	-	-	-	20	10.0%
China Anti-Doping Agency	CHINADA	5	-	-	7	-	-	-	-	-	-	-	-	12	-
Pan American Sports Organization	PASO	10	-	-	-	-	-	-	-	-	-	-	-	10	-
Anti-Doping Agency of Malaysia	ADAMAS	-	-	-	10	-	-	-	-	-	-	-	-	10	-
Anti-Doping Norway	ADN	10	-	-	-	-	-	-	-	-	-	-	-	10	-
Netherlands Anti-Doping Authority	ADAN	7	-	-	2	-	-	-	-	-	-	-	-	9	-
International University Sport Federation	FISU	8	-	-	-	-	-	-	-	-	-	-	-	8	-
Czech Anti-Doping Committee	CADC	8	-	-	-	-	-	-	-	-	-	-	-	8	-
Oceania RADO	O-RADO	7	-	-	-	-	-	-	-	-	-	-	-	7	-
Finnish Anti-Doping Agency	FINADA	4	-	-	3	-	-	-	-	-	-	-	-	7	-
Canadian Centre for Ethics in Sport	CCEES	1	-	-	6	-	-	-	-	-	-	-	-	7	-
Korea Anti-Doping Agency	KADA	7	-	-	-	-	-	-	-	-	-	-	-	7	-
Mexican National Anti-Doping Committee	MEX-NADO	-	-	-	7	-	1	-	-	-	-	-	-	7	14.3%
Colombian NADO	COL-NADO	6	-	-	-	-	-	-	-	-	-	-	-	6	-
Japan Golf Association	JPN-GO	6	-	-	-	-	-	-	-	-	-	-	-	6	-
NADO Flanders	NADOF	6	-	1	-	-	-	-	-	-	-	-	-	6	16.7%
National Anti-Doping Agency of Tunisia	ANAD	5	-	-	-	-	-	-	-	-	-	-	-	5	-
South East Asian Games Federation	SEAGF	4	-	-	-	-	-	-	-	-	-	-	-	4	-
Swedish Sports Confederation	RF	-	-	-	4	-	-	-	-	-	-	-	-	4	-
US Anti-Doping Agency	USADA	-	-	-	4	-	-	-	-	-	-	-	-	4	-
Guatemala NADO	GUA-OAD	4	-	2	-	-	-	-	-	-	-	-	-	4	50.0%
Russian National Anti-Doping Organization	RUSADA	3	-	-	-	-	-	-	-	-	-	-	-	3	-
Anti-Doping Agency of Serbia	ADAS	2	-	-	-	-	-	-	-	-	-	-	-	2	-
Sports Authority of Thailand	THA-NADO	2	-	-	-	-	-	-	-	-	-	-	-	2	-
San Marino Standing Committee on Anti-Doping	SMR-NADO	-	-	-	1	-	-	-	-	-	-	-	-	1	-
National Anti-Doping Agency Austria GmbH	NADA Austria	-	-	-	1	-	-	-	-	-	-	-	-	1	-
Caribbean RADO	CAR-RADO	-	-	-	1	-	-	-	-	-	-	-	-	1	-
Andorran National Anti-Doping Commission	AND-NADO	-	-	-	1	-	-	-	-	-	-	-	-	1	-
Brunei Darussalam Anti-Doping Committee	BRU-NADO	-	-	-	1	-	-	-	-	-	-	-	-	1	-
Hong Kong Anti-Doping Committee	HKG-ADC	-	-	-	1	-	-	-	-	-	-	-	-	1	-
Hungarian Anti-Doping Agency	HUNADO	-	-	-	1	-	-	-	-	-	-	-	-	1	-
		329	2	8	88	-	2	-	-	-	-	-	-	417	

Table 39: ASOIF Sport - Gymnastics

Testing Authority (TA)	ADAMS Code	Urine						Blood						Total Samples	% AAF
		IC		OOC		IC		OOC							
		Samples	ATF	AAF	Samples	ATF	AAF	Samples	ATF	AAF	Samples	ATF	AAF		
International Gymnastics Federation	FIG	254	-	5	39	-	-	-	-	-	1	-	-	294	1.7%
German National Anti-Doping Agency	NADA	58	-	-	186	-	-	-	-	-	3	-	-	247	-
China Anti-Doping Agency	CHINADA	80	1	-	105	5	1	-	-	-	-	-	-	185	0.5%
US Anti-Doping Agency	USADA	35	-	1	107	-	-	-	-	-	2	-	-	144	0.7%
Russian National Anti-Doping Organization	RUSADA	21	-	-	100	-	-	-	-	-	10	-	-	131	-
Romanian National Anti-Doping Agency	ANAD-Romania	39	-	-	77	-	-	-	-	-	8	-	-	124	-
Japan Anti-Doping Agency	JADA	32	-	-	68	1	-	-	-	-	-	-	-	100	-
Australian Sports Anti-Doping Authority	ASADA	17	-	2	43	-	-	-	-	-	-	-	-	60	3.3%
Antidoping Switzerland	SUI-NADO	13	-	-	45	1	-	-	-	-	-	-	-	58	-
Italian National Anti-Doping Agency	NADO ITALIA	33	-	-	24	-	-	-	-	-	-	-	-	57	-
Spain National Anti-Doping Agency	ESP-NADO	46	-	-	5	-	-	-	-	-	4	-	-	55	-
French Anti-Doping Agency	AFLD-NADO	34	-	-	16	-	-	-	-	-	1	-	-	51	-
Bulgarian Anti-doping Center	BUL-NADO	18	-	-	25	-	-	-	-	-	3	-	-	46	-
Korea Anti-Doping Agency	KADA	19	-	-	26	-	-	-	-	-	-	-	-	45	-
Canadian Centre for Ethics in Sport	CCES	21	-	-	23	-	-	-	-	-	-	-	-	44	-
International University Sport Federation	FISU	44	-	-	-	-	-	-	-	-	-	-	-	44	-
Netherlands Anti-Doping Authority	ADAN	15	-	-	28	-	-	-	-	-	-	-	-	43	-
Kazakhstan National Anti-Doping Centre	KAZ-NADO	-	-	-	41	-	-	-	-	-	-	-	-	41	-
Hungarian Anti-Doping Agency	HUNADO	3	-	-	38	-	-	-	-	-	-	-	-	41	-
Pan American Sports Organization	PASO	40	-	-	-	-	-	-	-	-	-	-	-	40	-
Cuban National Anti-Doping Agency	CUB-NADO	-	-	-	38	-	-	-	-	-	-	-	-	38	-
Finnish Anti-Doping Agency	FINADA	17	-	-	14	-	-	-	-	-	3	-	-	34	-
Poland Commission Against Doping in Sports	PANDA	30	-	-	2	-	-	-	-	-	-	-	-	32	-
European Gymnastics Union	UEG	30	-	-	-	-	-	-	-	-	-	-	-	30	-
European Olympic Committees	EOC	30	-	-	-	-	-	-	-	-	-	-	-	30	-
Portugal Anti-Doping Agency	ADoP	25	-	-	4	-	-	-	-	-	-	-	-	29	-
UK Anti-Doping	UKAD	5	-	-	15	-	-	2	-	-	5	-	-	27	-
National Anti Doping Agency -India	IND-NADO	20	-	-	6	-	-	-	-	-	-	-	-	26	-
Anti-Doping Agency of Malaysia	ADAMAS	-	-	-	25	-	-	-	-	-	-	-	-	25	-
Czech Anti-Doping Committee	CADC	18	-	-	5	-	-	-	-	-	-	-	-	23	-
Croatian Institute for Toxicology and Anti-Doping	CITA	-	-	-	21	-	-	-	-	-	-	-	-	21	-
Sports Authority of Thailand	THA-NADO	9	-	-	11	-	-	-	-	-	-	-	-	20	-
NADO Flanders	NADOF	-	-	-	16	-	-	-	-	-	-	-	-	16	-
South East Asian Games Federation	SEAGF	13	-	-	-	-	-	-	-	-	-	-	-	13	-
Chinese Taipei Anti-Doping Agency	CTADA	-	-	-	12	1	-	-	-	-	-	-	-	12	-
Egyptian National Anti-doping Organization	EGY-NADO	-	-	-	12	-	-	-	-	-	-	-	-	12	-
South African Institute for Drug-Free Sport	SAIDS	-	-	-	12	-	-	-	-	-	-	-	-	12	-
Turkish Anti Doping Commission	TADC	11	-	-	-	-	-	-	-	-	-	-	-	11	-
French Community of Belgium NADO	BEL-CFWB	-	-	-	11	-	-	-	-	-	-	-	-	11	-
Colombian NADO	COL-NADO	10	-	-	-	-	-	-	-	-	-	-	-	10	-
Italian Ministry of Health Departement	CVD-Italia	8	-	1	-	-	-	-	-	-	-	-	-	8	12.5%
National Anti-Doping Agency Austria GmbH	NADA Austria	-	-	-	7	-	-	-	-	-	-	-	-	7	-
Comité d'Organisation des Jeux Africains	COJA	6	-	-	-	-	-	-	-	-	-	-	-	6	-
Georgian Anti-Doping Agency	GEO-NADO	-	-	-	6	-	-	-	-	-	-	-	-	6	-
Brasilian Authority on Anti-Doping Control	ABCD	-	-	-	3	-	-	-	-	-	3	-	-	6	-
Israeli NADO	ISR-NADO	-	-	-	6	-	-	-	-	-	-	-	-	6	-
Mexican National Anti-Doping Committee	MEX-NADO	-	-	-	6	-	-	-	-	-	-	-	-	6	-
National Anti-Doping Agency of Tunisia	ANAD	4	-	-	2	-	-	-	-	-	-	-	-	6	-
Eastern Europe RADO	E-EUR-RADO	-	-	-	5	-	-	-	-	-	-	-	-	5	-
Central Asia RADO	RADOCA-RADO	-	-	-	5	-	-	-	-	-	-	-	-	5	-
Anti-Doping Norway	ADN	5	-	-	-	-	-	-	-	-	-	-	-	5	-
Anti-Doping Agency of Serbia	ADAS	5	-	-	-	-	-	-	-	-	-	-	-	5	-
Asian Gymnastics Federation	Asian Gymnastics Fede	5	-	-	-	-	-	-	-	-	-	-	-	5	-
I.R Iran National Anti-Doping Organization	IRI-NADO	-	-	-	5	-	-	-	-	-	-	-	-	5	-
Bermuda Sport Anti- Doping Authority	BSADA	4	-	-	-	-	-	-	-	-	-	-	-	4	-
Irish Sports Council	ISC	2	-	-	2	-	-	-	-	-	-	-	-	4	-
Belarus National Anti-Doping Agency	BNADA	-	-	-	4	-	-	-	-	-	-	-	-	4	-
Monaco Anti-Doping Committee	CMA Monaco	-	-	-	3	-	-	-	-	-	1	-	-	4	-
Swedish Sports Confederation	RF	3	-	-	1	-	-	-	-	-	-	-	-	4	-
South East Asia RADO	SE-ASIA-RADO	-	-	-	4	-	-	-	-	-	-	-	-	4	-
Anti-Doping Denmark	ADD	4	-	-	-	-	-	-	-	-	-	-	-	4	-
Hellenic National Council for Combatting Doping	ESKAN	-	-	-	4	-	-	-	-	-	-	-	-	4	-
National Olympic and Sports Association of Iceland	ISL-NADO	4	-	-	-	-	-	-	-	-	-	-	-	4	-
Slovak Anti-Doping Agency	SADA	-	-	-	3	-	-	-	-	-	-	-	-	3	-
Anti-Doping department of State Sports Medicine Centre	LAT-NADO	-	-	-	2	-	-	-	-	-	-	-	-	2	-
Hong Kong Anti-Doping Committee	HKG-ADC	-	-	-	2	-	-	-	-	-	-	-	-	2	-
Sri Lanka Anti Doping Agency	SRI-NADO	2	-	-	-	-	-	-	-	-	-	-	-	2	-
West Asia RADO	W-ASIA-RADO	-	-	-	2	-	-	-	-	-	-	-	-	2	-
Luxembourg NADO	ALAD	-	-	-	1	-	-	-	-	-	1	-	-	2	-
Anti-Doping Singapore	ADS	-	-	-	1	-	-	-	-	-	-	-	-	1	-
Venezuela NADO	VEN-NADO	-	-	-	1	-	-	-	-	-	-	-	-	1	-
Guatemala NADO	GUA-OAD	-	-	-	1	-	-	-	-	-	-	-	-	1	-
Chilean National Anti-Doping Commission	CHI-NADO	-	-	-	1	-	-	-	-	-	-	-	-	1	-
		1092	1	9	1277	8	1	2	-	-	45	-	-	2416	

Table 40: ASOIF Sport - Handball

Testing Authority (TA)	ADAMS Code	Urine						Blood						Total Samples	% AAF
		IC		OOC		IC		OOC							
		Samples	ATF	AAF	Samples	ATF	AAF	Samples	ATF	AAF	Samples	ATF	AAF		
German National Anti-Doping Agency	NADA	138	-	-	157	-	-	-	-	-	21	-	-	316	-
International Handball Federation	IHF	241	-	-	48	-	-	-	-	-	-	-	-	289	-
French Anti-Doping Agency	AFLD-NADO	66	-	2	203	-	-	-	-	-	-	-	-	269	0.7%
Swedish Sports Confederation	RF	27	-	-	189	-	1	-	-	-	-	-	-	216	0.5%
Spain National Anti-Doping Agency	ESP-NADO	132	1	-	40	-	1	-	-	-	12	-	-	184	0.5%
Romanian National Anti-Doping Agency	ANAD-Romania	81	-	1	74	-	-	-	-	-	8	-	-	163	0.6%
European Handball Federation	EUR-HAND	134	-	-	16	1	-	-	-	-	-	-	-	150	-
Anti-Doping Norway	ADN	89	-	-	56	-	-	-	-	-	-	-	-	145	-
Anti-Doping Denmark	ADD	58	-	-	70	-	-	-	-	-	9	-	-	137	-
Poland Commission Against Doping in Sports	PANDA	88	1	-	26	-	-	-	-	-	12	-	-	126	-
Japan Anti-Doping Agency	JADA	76	3	-	45	-	-	-	-	-	-	-	-	121	-
Russian National Anti-Doping Organization	RUSADA	12	-	-	82	-	1	-	-	-	10	-	-	104	1.0%
Korea Anti-Doping Agency	KADA	16	-	-	78	-	1	-	-	-	-	-	-	94	1.1%
Finnish Anti-Doping Agency	FINADA	36	-	-	47	-	-	2	-	-	6	-	-	91	-
Portugal Anti-Doping Agency	ADoP	84	-	2	6	-	-	-	-	-	-	-	-	90	2.2%
Turkish Anti Doping Commission	TADC	76	-	1	-	-	-	-	-	-	-	-	-	76	1.3%
US Anti-Doping Agency	USADA	6	-	-	58	-	-	-	-	-	-	-	-	64	-
Mexican National Anti-Doping Committee	MEX-NADO	-	-	-	63	-	3	-	-	-	-	-	-	63	4.8%
Cuban National Anti-Doping Agency	CUB-NADO	-	-	-	61	-	-	-	-	-	-	-	-	61	-
Croatian Institute for Toxicology and Anti-Doping	CITA	26	-	-	32	-	-	-	-	-	-	-	-	58	-
China Anti-Doping Agency	CHINADA	22	-	-	32	-	-	-	-	-	1	-	-	55	-
National Anti-Doping Agency of Tunisia	ANAD	32	-	-	15	-	-	-	-	-	-	-	-	47	-
Czech Anti-Doping Committee	CADC	36	-	-	8	-	-	-	-	-	-	-	-	44	-
Saudi Arabian Antidoping Committee	KSA-NADO	44	-	1	-	-	-	-	-	-	-	-	-	44	2.3%
National Anti-Doping Agency Austria GmbH	NADA Austria	8	-	-	35	-	-	-	-	-	-	-	-	43	-
Qatar Antidoping Commission	QADC	39	-	1	-	-	-	-	-	-	-	-	-	39	2.6%
Agency for Anti-Doping Control of Bosnia and Herzegovina	BIH-NADO	27	-	-	12	-	-	-	-	-	-	-	-	39	-
Italian National Anti-Doping Agency	NADO ITALIA	16	-	-	19	-	-	-	-	-	-	-	-	35	-
Canadian Centre for Ethics in Sport	CCES	15	-	-	19	-	-	-	-	-	-	-	-	34	-
Hungarian Anti-Doping Agency	HUNADO	12	-	-	21	-	-	-	-	-	-	-	-	33	-
Anti-Doping Agency of Serbia	ADAS	32	-	-	-	-	-	-	-	-	-	-	-	32	-
Italian Ministry of Health Departement	CVD-Italia	30	-	2	-	-	-	-	-	-	-	-	-	30	6.7%
Pan American Sports Organization	PASO	29	-	-	-	-	-	-	-	-	-	-	-	29	-
Comité d'Organisation des Jeux Africains	COJA	24	1	-	-	-	-	-	-	-	-	-	-	24	-
I.R Iran National Anti-Doping Organization	IRI-NADO	14	-	4	7	-	-	-	-	-	-	-	-	21	19.0%
Antidoping Switzerland	SUI-NADO	8	-	-	12	-	-	-	-	-	-	-	-	20	-
Brasilian Authority on Anti-Doping Control	ABCD	9	-	-	5	-	-	4	-	-	2	-	-	20	-
Sports Authority of Thailand	THA-NADO	20	-	-	-	-	-	-	-	-	-	-	-	20	-
Kuwait Anti-Doping Committee	KUW-NADO	16	-	-	3	-	1	-	-	-	-	-	-	19	5.3%
NADO Flanders	NADOF	18	-	-	1	-	-	-	-	-	-	-	-	19	-
Asian Handball Federation	AHF	19	-	-	-	-	-	-	-	-	-	-	-	19	-
Egyptian National Anti-doping Organization	EGY-NADO	-	-	-	18	-	1	-	-	-	-	-	-	18	5.6%
National Olympic and Sports Association of Iceland	ISL-NADO	16	-	1	2	-	-	-	-	-	-	-	-	18	5.6%
Belarus National Anti-Doping Agency	BNADA	-	-	-	16	-	1	-	-	-	-	-	-	16	6.3%
International University Sport Federation	FISU	14	-	-	-	-	-	-	-	-	-	-	-	14	-
Cyprus Anti-Doping Authority	CYADA	13	-	-	-	-	-	-	-	-	-	-	-	13	-
Chinese Taipei Anti-Doping Agency	CTADA	-	-	-	13	-	-	-	-	-	-	-	-	13	-
French Community of Belgium NADO	BEL-CFWB	12	-	-	-	-	-	-	-	-	-	-	-	12	-
European Olympic Committees	EOC	11	-	-	-	-	-	-	-	-	-	-	-	11	-
Netherlands Anti-Doping Authority	ADAN	8	-	-	3	-	-	-	-	-	-	-	-	11	-
Eastern Europe RADO	E-EUR-RADO	-	-	-	10	-	-	-	-	-	-	-	-	10	-
Oman Anti-Doping Committee	OADC	9	-	-	-	-	-	-	-	-	-	-	-	9	-
Estonian Anti-Doping Agency	EADA	8	-	-	-	-	-	-	-	-	-	-	-	8	-
National Anti Doping Agency -India	IND-NADO	8	-	-	-	-	-	-	-	-	-	-	-	8	-
International Committee of Mediterranean Games	ICMG	8	-	-	-	-	-	-	-	-	-	-	-	8	-
Kazakhstan National Anti-Doping Centre	KAZ-NADO	-	-	-	7	-	-	-	-	-	-	-	-	7	-
Africa Zone II & III RADO	AFR-RADO-II-III	-	-	-	7	-	-	-	-	-	-	-	-	7	-
Africa Zone IV RADO	AFR-RADO-IV	-	-	-	6	-	-	-	-	-	-	-	-	6	-
Africa Zone I RADO	AFR-RADO-I	-	-	-	6	1	-	-	-	-	-	-	-	6	-
Anti-Doping department of State Sports Medicine Centre	LAT-NADO	6	-	-	-	-	-	-	-	-	-	-	-	6	-
Central Asia RADO	RADOCA-RADO	-	-	-	6	-	-	-	-	-	-	-	-	6	-
Africa Zone VI RADO	AFR-RADO-VI	4	-	-	1	-	-	-	-	-	-	-	-	5	-
Uruguay Anti-Doping	URU-NADO	-	-	-	4	-	-	-	-	-	-	-	-	4	-
Comité International des Jeux des îles de l'Océan Indien	CIJ	4	-	-	-	-	-	-	-	-	-	-	-	4	-
Colombian NADO	COL-NADO	4	-	-	-	-	-	-	-	-	-	-	-	4	-
Anti-Doping Commission of Malta	MLT-NADO	4	-	-	-	-	-	-	-	-	-	-	-	4	-
Slovak Anti-Doping Agency	SADA	4	-	-	-	-	-	-	-	-	-	-	-	4	-
Hellenic National Council for Combatting Doping	ESKAN	4	-	-	-	-	-	-	-	-	-	-	-	4	-
South Asia RADO	S-ASIA-RADO	-	-	-	4	-	-	-	-	-	-	-	-	4	-
Federacion Dominicana de Medicina del Deporte	FEDOMEDE	-	-	-	4	-	-	-	-	-	-	-	-	4	-
Monaco Anti-Doping Committee	CMA Monaco	-	-	-	3	-	-	-	-	-	-	-	-	3	-
Israeli NADO	ISR-NADO	-	-	-	3	-	-	-	-	-	-	-	-	3	-
Indian Ocean RADO	IND-OCE-RADO	-	-	-	3	-	-	-	-	-	-	-	-	3	-
Luxembourg NADO	ALAD	-	-	-	1	-	-	-	-	-	-	-	-	1	-
Thailand University Sport Board	THA-UNI	1	-	-	-	-	-	-	-	-	-	-	-	1	-
Hong Kong Anti-Doping Committee	HKG-ADC	-	-	-	1	-	-	-	-	-	-	-	-	1	-
		1994	6	15	1658	2	10	6	-	-	81	-	-	3739	

Table 41: ASOIF Sport - Judo

Testing Authority (TA)	ADAMS Code	Urine						Blood						Total Samples	% AAF
		IC			OOC			IC			OOC				
		Samples	ATF	AAF	Samples	ATF	AAF	Samples	ATF	AAF	Samples	ATF	AAF		
International Judo Federation	IJF	625	15	4	4	-	-	-	-	-	-	-	-	629	0.6%
China Anti-Doping Agency	CHINADA	164	3	-	398	20	1	8	-	-	13	-	-	583	0.2%
Russian National Anti-Doping Organization	RUSADA	115	-	1	301	-	-	-	-	-	23	-	-	439	0.2%
European Judo Union	EJU	332	-	-	-	-	-	-	-	-	-	-	-	332	-
Japan Anti-Doping Agency	JADA	136	8	-	77	2	-	-	-	-	-	-	-	213	-
German National Anti-Doping Agency	NADA	40	-	-	113	-	-	-	-	-	18	-	-	171	-
National Anti Doping Agency -India	IND-NADO	104	-	2	31	-	-	1	-	-	27	-	-	163	1.2%
French Anti-Doping Agency	AFLD-NADO	81	-	-	58	-	-	-	-	-	2	-	-	141	-
Judo Union of Asia	JUA	129	4	1	-	-	-	-	-	-	-	-	-	129	0.8%
Kazakhstan National Anti-Doping Centre	KAZ-NADO	27	-	-	100	-	-	-	-	-	-	-	-	127	-
Korea Anti-Doping Agency	KADA	62	-	-	56	-	-	-	-	-	-	-	-	118	-
Romanian National Anti-Doping Agency	ANAD-Romania	8	-	-	50	-	1	-	-	-	35	-	-	93	1.1%
US Anti-Doping Agency	USADA	15	-	-	76	-	-	-	-	-	-	-	-	91	-
Poland Commission Against Doping in Sports	PANDA	26	-	-	54	4	1	-	-	-	8	-	-	88	1.1%
Brasilian Authority on Anti-Doping Control	ABCD	54	-	-	17	-	-	-	-	-	15	-	-	86	-
European Olympic Committees	EOC	63	-	1	-	-	-	13	-	-	-	-	-	76	1.3%
Spain National Anti-Doping Agency	ESP-NADO	47	-	1	22	-	-	-	-	-	1	-	-	70	1.4%
Cuban National Anti-Doping Agency	CUB-NADO	-	-	-	70	-	-	-	-	-	-	-	-	70	-
Hungarian Anti-Doping Agency	HUNADO	13	-	-	44	-	-	-	-	-	10	-	-	67	-
French Community of Belgium NADO	BEL-CFWB	42	-	1	14	-	-	-	-	-	-	-	-	56	1.8%
NADO Flanders	NADOF	46	-	2	7	-	-	-	-	-	4	-	-	53	3.8%
Mexican National Anti-Doping Committee	MEX-NADO	14	-	-	39	-	1	-	-	-	-	-	-	53	1.9%
Netherlands Anti-Doping Authority	ADAN	14	-	1	33	-	1	-	-	-	2	-	-	49	4.1%
Pan American Sports Organization	PASO	41	1	-	-	-	-	7	-	-	-	-	-	48	-
Africa Zone I RADO	AFR-RADO-I	28	-	1	20	1	-	-	-	-	-	-	-	48	2.1%
Turkish Anti Doping Commission	TADC	42	-	-	4	-	-	-	-	-	-	-	-	46	-
UK Anti-Doping	UKAD	6	-	-	28	-	-	-	-	-	11	-	-	45	-
Brazilian Judo Confederation	BRA-CBJ	40	-	2	4	-	-	-	-	-	-	-	-	44	4.5%
Canadian Centre for Ethics in Sport	CCES	10	-	1	32	-	1	-	-	-	-	-	-	42	4.8%
Agency for Anti-Doping Control of Bosnia and Herzegovina	BiH-NADO	10	-	-	30	-	-	-	-	-	-	-	-	40	-
International University Sport Federation	FISU	40	-	-	-	-	-	-	-	-	-	-	-	40	-
Africa Zone IV RADO	AFR-RADO-IV	27	-	1	11	-	3	-	-	-	-	-	-	38	10.5%
National Anti-Doping Agency Austria GmbH	NADA Austria	6	-	-	23	-	-	-	-	-	5	-	-	34	-
Sports Authority of Thailand	THA-NADO	25	-	2	8	-	-	-	-	-	-	-	-	33	6.1%
Italian National Anti-Doping Agency	NADO ITALIA	16	-	-	16	-	-	-	-	-	-	-	-	32	-
Colombian NADO	COL-NADO	24	1	-	7	-	-	-	-	-	-	-	-	31	-
El Salvador Judo Federation	FESAJUDO	30	-	1	-	-	-	-	-	-	-	-	-	30	3.3%
South African Institute for Drug-Free Sport	SAIDS	20	-	2	6	-	-	-	-	-	3	-	-	29	6.9%
Chilean National Anti-Doping Commission	CHI-NADO	28	-	1	1	-	-	-	-	-	-	-	-	29	3.4%
Czech Anti-Doping Committee	CADC	18	-	-	8	-	-	-	-	-	2	-	-	28	-
South East Asian Games Federation	SEAGF	27	-	-	-	-	-	-	-	-	-	-	-	27	-
Saudi Arabian Antidoping Committee	KSA-NADO	25	1	-	-	-	-	-	-	-	-	-	-	25	-
Georgian Anti-Doping Agency	GEO-NADO	7	-	-	18	-	-	-	-	-	-	-	-	25	-
National Anti-Doping Agency of Tunisia	ANAD	14	-	-	10	-	-	-	-	-	-	-	-	24	-
Finnish Anti-Doping Agency	FINADA	9	-	-	11	-	-	-	-	-	2	-	-	22	-
Comité d'Organisation des Jeux Africains	COJA	21	1	-	-	-	-	-	-	-	-	-	-	21	-
Australian Sports Anti-Doping Authority	ASADA	20	-	-	1	-	-	-	-	-	-	-	-	21	-
Mexican National Sports Council of Education	MEX-NSCE	20	-	-	1	-	-	-	-	-	-	-	-	21	-
Bulgarian Anti-doping Center	BUL-NADO	8	-	1	9	-	-	-	-	-	1	-	-	18	5.6%
Central Asia RADO	RADOCA-RADO	-	-	-	18	-	-	-	-	-	-	-	-	18	-
Antidoping Switzerland	SUI-NADO	8	-	-	10	-	-	-	-	-	-	-	-	18	-
Portugal Anti-Doping Agency	ADoP	9	-	-	9	-	-	-	-	-	-	-	-	18	-
Africa Zone II & III RADO	AFR-RADO-II-III	-	-	-	16	2	-	-	-	-	-	-	-	16	-
Anti-Doping Norway	ADN	10	-	-	6	-	-	-	-	-	-	-	-	16	-
Puerto Rico Anti-Doping Organization	PUR-NADO	-	-	-	15	-	-	-	-	-	-	-	-	15	-
Swedish Sports Confederation	RF	4	-	-	11	-	-	-	-	-	-	-	-	15	-
Israeli NADO	ISR-NADO	-	-	-	14	-	-	-	-	-	-	-	-	14	-
Anti-Doping Agency of Serbia	ADAS	13	-	-	1	-	-	-	-	-	-	-	-	14	-
Monaco Anti-Doping Committee	CMA Monaco	3	-	-	8	-	-	-	-	-	2	-	-	13	-
Qatar Antidoping Commission	QADC	-	-	-	11	-	-	-	-	-	-	-	-	11	-
Indian Ocean RADO	IND-OCE-RADO	-	-	-	10	-	-	-	-	-	-	-	-	10	-
Croatian Institute for Toxicology and Anti-Doping	CITA	10	-	-	-	-	-	-	-	-	-	-	-	10	-
Africa Zone VI RADO	AFR-RADO-VI	-	-	-	9	-	-	-	-	-	-	-	-	9	-
Anti-Doping Agency of Malaysia	ADAMAS	-	-	-	9	-	-	-	-	-	-	-	-	9	-
Anti-Doping Singapore	ADS	-	-	-	8	-	-	-	-	-	-	-	-	8	-
Comité International des Jeux des îles de l'Océan Indien	CIJ	8	-	-	-	-	-	-	-	-	-	-	-	8	-
Italian Ministry of Health Departement	CVD-Italia	8	-	-	-	-	-	-	-	-	-	-	-	8	-
Nigerian National Sports Council	NNSC	-	-	-	8	-	-	-	-	-	-	-	-	8	-
Venezuela NADO	VEN-NADO	8	-	-	-	-	-	-	-	-	-	-	-	8	-
Chinese Taipei Anti-Doping Agency	CTADA	-	-	-	6	-	-	-	-	-	-	-	-	6	-

Table 41: ASOIF Sport - Judo - continued

Testing Authority (TA)	ADAMS Code	Urine						Blood						Total Samples	% AAF
		IC			OOC			IC			OOC				
		Samples	ATF	AAF	Samples	ATF	AAF	Samples	ATF	AAF	Samples	ATF	AAF		
Irish Sports Council	ISC	-	-	-	6	-	-	-	-	-	-	-	-	6	-
Cyprus Anti-Doping Authority	CYADA	6	-	-	-	-	-	-	-	-	-	-	-	6	-
Anti-Doping Denmark	ADD	6	-	-	-	-	-	-	-	-	-	-	-	6	-
National Olympic and Sports Association of Iceland	ISL-NADO	6	-	-	-	-	-	-	-	-	-	-	-	6	-
Slovenian Antidoping Organization	SLOADO	-	-	-	6	-	-	-	-	-	-	-	-	6	-
European Police Sport Union	USPE	6	-	-	-	-	-	-	-	-	-	-	-	6	-
Mauritius Ministry of Youth and Sports Anti-Doping Unit	MRI NADO	4	-	-	1	-	-	-	-	-	-	-	-	5	-
Hellenic National Council for Combatting Doping	ESKAN	3	-	-	2	-	-	-	-	-	-	-	-	5	-
Ecuador NADO	ECU-NADO	-	-	-	5	-	-	-	-	-	-	-	-	5	-
Eastern Europe RADO	E-EUR-RADO	-	-	-	5	-	-	-	-	-	-	-	-	5	-
New Caledonia NADO	NCL-NADO	4	1	-	-	-	-	-	-	-	-	-	-	4	-
Anti-Doping department of State Sports Medicine Centre	LAT-NADO	4	-	-	-	-	-	-	-	-	-	-	-	4	-
Morocco National Olympic Committee	CNOM	-	-	-	4	-	-	-	-	-	-	-	-	4	-
Luxembourg NADO	ALAD	-	-	-	4	-	-	-	-	-	-	-	-	4	-
Belarus National Anti-Doping Agency	BNADA	-	-	-	4	-	-	-	-	-	-	-	-	4	-
Drug Free Sport New Zealand	DFSNZ	4	-	-	-	-	-	-	-	-	-	-	-	4	-
Estonian Anti-Doping Agency	EADA	-	-	-	4	-	-	-	-	-	-	-	-	4	-
Andorran National Anti-Doping Commission	AND-NADO	-	-	-	2	-	-	-	-	-	1	-	-	3	-
I.R Iran National Anti-Doping Organization	IRI-NADO	-	-	-	3	-	-	-	-	-	-	-	-	3	-
German Police Sports Board of Trustees	DPSK	-	-	-	3	-	-	-	-	-	-	-	-	3	-
Slovak Anti-Doping Agency	SADA	-	-	-	3	-	-	-	-	-	-	-	-	3	-
Jordan Anti-doping Organization	JADO	-	-	-	3	-	-	-	-	-	-	-	-	3	-
Armenian National Anti-Doping Organization	ARM-NADO	-	-	-	2	-	-	-	-	-	-	-	-	2	-
Guatemala NADO	GUA-OAD	-	-	-	2	-	-	-	-	-	-	-	-	2	-
Hong Kong Anti-Doping Committee	HKG-ADC	-	-	-	2	-	-	-	-	-	-	-	-	2	-
Africa Zone V RADO	AFR-RADO-V	-	-	-	2	-	-	-	-	-	-	-	-	2	-
South Asia RADO	S-ASIA-RADO	-	-	-	2	-	-	-	-	-	-	-	-	2	-
National Anti-doping Center of Ukraine	NADC Ukraine	-	-	-	1	-	-	-	-	-	-	-	-	1	-
Montenegro National Olympic Committee	MNE-NOC	-	-	-	1	-	-	-	-	-	-	-	-	1	-
National Anti-Doping Commission of Macedonia	MKD-NADO	-	-	-	1	-	-	-	-	-	-	-	-	1	-
Anti-Doping Commission of Malta	MLT-NADO	-	-	-	1	-	-	-	-	-	-	-	-	1	-
San Marino Standing Committee on Anti-Doping	SMR-NADO	-	-	-	1	-	-	-	-	-	-	-	-	1	-
		2843	35	26	2051	29	9	29	-	-	181	-	-	5104	

Table 42: ASOIF Sport - Modern Pentathlon

Testing Authority (TA)	ADAMS Code	Urine						Blood						Total Samples	% AAF
		IC			OOC			IC			OOC				
		Samples	ATF	AAF	Samples	ATF	AAF	Samples	ATF	AAF	Samples	ATF	AAF		
International Modern Pentathlon Union	UIPM	169	-	-	40	-	-	3	-	-	2	-	-	214	-
Russian National Anti-Doping Organization	RUSADA	24	-	-	39	-	-	-	-	-	6	-	-	69	-
China Anti-Doping Agency	CHINADA	25	1	-	25	-	-	-	-	-	-	-	-	50	-
German National Anti-Doping Agency	NADA	14	-	-	35	-	-	-	-	-	-	-	-	49	-
Poland Commission Against Doping in Sports	PANDA	16	-	-	14	2	-	-	-	-	2	-	-	32	-
Mexican National Anti-Doping Committee	MEX-NADO	12	-	-	18	-	-	-	-	-	-	-	-	30	-
Kazakhstan National Anti-Doping Centre	KAZ-NADO	-	-	-	29	-	-	-	-	-	-	-	-	29	-
Cuban National Anti-Doping Agency	CUB-NADO	-	-	-	20	-	-	-	-	-	-	-	-	20	-
UK Anti-Doping	UKAD	-	-	-	16	-	-	-	-	-	-	-	-	16	-
Hungarian Anti-Doping Agency	HUNADO	-	-	-	10	-	-	-	-	-	1	-	-	11	-
Venezuela NADO	VEN-NADO	-	-	-	2	-	-	-	-	-	9	-	-	11	-
Turkish Anti Doping Commission	TADC	10	-	-	-	-	-	-	-	-	-	-	-	10	-
Italian National Anti-Doping Agency	NADO ITALIA	8	-	-	2	-	-	-	-	-	-	-	-	10	-
Irish Sports Council	ISC	-	-	-	4	-	-	-	-	-	6	-	-	10	-
US Anti-Doping Agency	USADA	-	-	-	10	-	-	-	-	-	-	-	-	10	-
Japan Anti-Doping Agency	JADA	6	-	-	2	-	-	-	-	-	-	-	-	8	-
Czech Anti-Doping Committee	CADC	4	-	-	4	-	-	-	-	-	-	-	-	8	-
Pan American Sports Organization	PASO	7	-	-	-	-	-	-	-	-	-	-	-	7	-
Korea Anti-Doping Agency	KADA	7	-	-	-	-	-	-	-	-	-	-	-	7	-
Chinese Taipei Anti-Doping Agency	CTADA	-	-	-	6	1	-	-	-	-	-	-	-	6	-
French Anti-Doping Agency	AFLD-NADO	-	-	-	6	-	-	-	-	-	-	-	-	6	-
Canadian Centre for Ethics in Sport	CCES	6	-	-	-	-	-	-	-	-	-	-	-	6	-
Spain National Anti-Doping Agency	ESP-NADO	3	-	-	2	-	-	-	-	-	-	-	-	5	-
Finnish Anti-Doping Agency	FINADA	4	-	-	1	-	-	-	-	-	-	-	-	5	-
Egyptian National Anti-doping Organization	EGY-NADO	-	-	-	3	-	-	-	-	-	-	-	-	3	-
National Anti-Doping Agency Austria GmbH	NADA Austria	-	-	-	3	-	-	-	-	-	-	-	-	3	-
National Anti Doping Agency -India	IND-NADO	-	-	-	3	-	-	-	-	-	-	-	-	3	-
Anti-Doping department of State Sports Medicine Centre	LAT-NADO	-	-	-	2	-	-	-	-	-	-	-	-	2	-
Lithuanian Anti-Doping Agency	LTU-NADO	-	-	-	1	-	-	-	-	-	-	-	-	1	-
Belarus National Anti-Doping Agency	BNADA	-	-	-	1	1	-	-	-	-	-	-	-	1	-
		315	1	-	298	4	-	3	-	-	26	-	-	642	

Table 43: ASOIF Sport - Rowing

Testing Authority (TA)	ADAMS Code	Urine						Blood						Total Samples	% AAF
		IC		OOC		IC		OOC							
		Samples	ATF	AAF	Samples	ATF	AAF	Samples	ATF	AAF	Samples	ATF	AAF		
China Anti-Doping Agency	CHINADA	155	5	-	637	31	-	22	-	-	34	-	-	848	-
German National Anti-Doping Agency	NADA	102	-	1	521	-	1	11	-	-	49	-	-	683	0.3%
Russian National Anti-Doping Organization	RUSADA	273	3	6	307	-	1	55	-	-	25	-	-	660	1.1%
International Rowing Federation	FISA	139	-	4	161	4	1	-	-	-	16	-	-	316	1.6%
Poland Commission Against Doping in Sports	PANDA	52	2	-	89	2	-	-	-	-	17	-	-	158	-
US Anti-Doping Agency	USADA	42	-	-	97	-	-	-	-	-	-	-	-	139	-
Romanian National Anti-Doping Agency	ANAD-Romania	71	-	-	49	-	-	-	-	-	10	-	-	130	-
Netherlands Anti-Doping Authority	ADAN	24	-	-	102	-	-	-	-	-	-	-	-	126	-
National Anti Doping Agency -India	IND-NADO	27	-	1	99	-	-	-	-	-	-	-	-	126	0.8%
South African Institute for Drug-Free Sport	SAIDS	21	-	-	91	-	-	-	-	-	4	-	-	116	-
Antidoping Switzerland	SUI-NADO	24	-	-	61	1	-	8	-	-	18	-	-	111	-
Association of Rowing Clubs	ACT	31	-	-	62	-	1	-	-	-	6	-	-	99	1.0%
Australian Sports Anti-Doping Authority	ASADA	33	2	-	52	1	-	-	-	-	9	-	-	94	-
UK Anti-Doping	UKAD	6	-	-	65	-	-	-	-	-	17	-	-	88	-
French Anti-Doping Agency	AFLD-NADO	30	-	-	56	-	-	-	-	-	2	-	-	88	-
Basque Government	ESP-Vasco	48	-	2	36	-	-	-	-	-	-	-	-	84	2.4%
Pan American Sports Organization	PASO	55	10	-	-	-	-	28	-	-	-	-	-	83	-
Canadian Centre for Ethics in Sport	CCES	28	-	-	33	-	-	-	-	-	21	-	-	82	-
Drug Free Sport New Zealand	DFSNZ	12	-	-	63	2	-	-	-	-	-	-	-	75	-
Anti-Doping Norway	ADN	12	-	-	31	-	-	-	-	-	24	-	-	67	-
Spain National Anti-Doping Agency	ESP-NADO	45	-	1	14	-	-	6	-	-	1	-	-	66	1.5%
Anti-Doping Denmark	ADD	6	-	-	53	-	-	-	-	-	2	-	-	61	-
Japan Anti-Doping Agency	JADA	51	4	-	9	-	-	-	-	-	-	-	-	60	-
Italian National Anti-Doping Agency	NADO ITALIA	36	-	-	22	-	-	-	-	-	-	-	-	58	-
Sports Authority of Thailand	THA-NADO	17	-	1	37	1	-	-	-	-	-	-	-	54	1.9%
National Anti-Doping Agency Austria GmbH	NADA Austria	-	-	-	40	-	-	-	-	-	14	-	-	54	-
Czech Anti-Doping Committee	CADC	31	-	-	18	-	-	-	-	-	4	-	-	53	-
Korea Anti-Doping Agency	KADA	24	-	-	20	-	-	4	-	-	5	-	-	53	-
Mexican National Anti-Doping Committee	MEX-NADO	-	-	-	48	-	-	-	-	-	-	-	-	48	-
Cuban National Anti-Doping Agency	CUB-NADO	-	-	-	39	-	-	-	-	-	-	-	-	39	-
International University Sport Federation	FISU	31	-	-	-	-	-	8	-	-	-	-	-	39	-
Turkish Anti Doping Commission	TADC	37	-	-	-	-	-	-	-	-	-	-	-	37	-
Venezuela NADO	VEN-NADO	-	-	-	14	-	-	-	-	-	18	-	-	32	-
Swedish Sports Confederation	RF	14	-	-	16	-	-	-	-	-	2	-	-	32	-
Irish Sports Council	ISC	8	-	-	18	-	-	-	-	-	2	-	-	28	-
Croatian Institute for Toxicology and Anti-Doping	CITA	8	-	-	19	-	-	-	-	-	-	-	-	27	-
Finnish Anti-Doping Agency	FINADA	8	-	-	14	-	-	-	-	-	2	-	-	24	-
Bulgarian Anti-doping Center	BUL-NADO	12	-	-	7	-	-	-	-	-	2	-	-	21	-
NADO Flanders	NADOF	17	-	2	4	-	-	-	-	-	-	-	-	21	9.5%
Asian Rowing Federation	ARF	20	-	-	-	-	-	-	-	-	-	-	-	20	-
Basque Rowing Federation	ESP-FVR	20	-	1	-	-	-	-	-	-	-	-	-	20	5.0%
South East Asian Games Federation	SEAGF	20	-	-	-	-	-	-	-	-	-	-	-	20	-
Hong Kong Anti-Doping Committee	HKG-ADC	4	1	-	11	-	-	-	-	-	2	-	-	17	-
Chilean National Anti-Doping Commission	CHI-NADO	-	-	-	17	-	6	-	-	-	-	-	-	17	35.3%
Anti-Doping Agency of Malaysia	ADAMAS	-	-	-	15	-	-	-	-	-	-	-	-	15	-
Anti-Doping Commission of Malta	MLT-NADO	15	-	7	-	-	-	-	-	-	-	-	-	15	46.7%
Anti-Doping Agency of Serbia	ADAS	11	-	-	3	-	-	-	-	-	1	-	-	15	-
Belarus National Anti-Doping Agency	BNADA	-	-	-	14	-	-	-	-	-	-	-	-	14	-
Hellenic National Council for Combatting Doping	ESKAN	14	-	-	-	-	-	-	-	-	-	-	-	14	-
Algerian National Anti-Doping Organization	ALG-NADO	-	-	-	14	-	-	-	-	-	-	-	-	14	-
Hungarian Anti-Doping Agency	HUNADO	14	-	-	-	-	-	-	-	-	-	-	-	14	-
Portugal Anti-Doping Agency	ADoP	8	-	-	3	-	-	-	-	-	1	-	-	12	-
World Anti-Doping Agency	WADA-AMA	-	-	-	9	-	1	-	-	-	3	-	-	12	8.3%
Italian Ministry of Health Departement	CVD-Italia	12	-	-	-	-	-	-	-	-	-	-	-	12	-
Estonian Anti-Doping Agency	EADA	-	-	-	12	-	-	-	-	-	-	-	-	12	-
International Committee of Mediterranean Games	ICMG	8	-	-	-	-	-	-	-	-	-	-	-	8	-
I.R Iran National Anti-Doping Organization	IRI-NADO	3	-	-	4	-	-	-	-	-	-	-	-	7	-
Kazakhstan National Anti-Doping Centre	KAZ-NADO	-	-	-	6	-	-	-	-	-	-	-	-	6	-
Egyptian National Anti-doping Organization	EGY-NADO	-	-	-	6	-	-	-	-	-	-	-	-	6	-
Guatemala NADO	GUA-OAD	-	-	-	5	-	-	-	-	-	-	-	-	5	-
National Anti-Doping Agency of Tunisia	ANAD	-	-	-	5	-	-	-	-	-	-	-	-	5	-
Anti-Doping department of State Sports Medicine Centre	LAT-NADO	5	-	-	-	-	-	-	-	-	-	-	-	5	-
Qatar Antidoping Commission	QADC	4	-	-	-	-	-	-	-	-	-	-	-	4	-
Anti-Doping Singapore	ADS	-	-	-	3	-	-	-	-	-	-	-	-	3	-
Cyprus Anti-Doping Authority	CYADA	3	-	-	-	-	-	-	-	-	-	-	-	3	-
Brasilian Authority on Anti-Doping Control	ABCD	-	-	-	1	-	-	-	-	-	1	-	-	2	-
Eastern Europe RADO	E-EUR-RADO	-	-	-	2	-	-	-	-	-	-	-	-	2	-
South East Asia RADO	SE-ASIA-RADO	-	-	-	2	-	-	-	-	-	-	-	-	2	-
Monaco Anti-Doping Committee	CMA Monaco	-	-	-	1	-	-	-	-	-	1	-	-	2	-
Central Asia RADO	RADOCA-RADO	-	-	-	2	-	-	-	-	-	-	-	-	2	-
Uruguay Anti-Doping	URU-NADO	-	-	-	2	-	-	-	-	-	-	-	-	2	-
French Community of Belgium NADO	BEL-CFWB	-	-	-	1	-	-	-	-	-	-	-	-	1	-
		1691	27	26	3142	42	11	142	-	-	313	-	-	5288	

Table 44: ASOIF Sport - Rugby Union

Testing Authority (TA)	ADAMS Code	Urine						Blood						Total Samples	% AAF
		IC			OOC			IC			OOC				
		Samples	ATF	AAF	Samples	ATF	AAF	Samples	ATF	AAF	Samples	ATF	AAF		
World Rugby	World Rugby	918	11	7	1620	74	-	19	-	-	438	-	-	2995	0.2%
UK Anti-Doping	UKAD	183	-	7	736	-	5	35	-	-	44	-	-	998	1.2%
South African Institute for Drug-Free Sport	SAIDS	459	-	13	275	-	6	-	-	-	51	-	-	785	2.4%
French Anti-Doping Agency	AFLD-NADO	215	-	5	473	-	2	-	-	-	47	-	-	735	1.0%
Drug Free Sport New Zealand	DFSNZ	85	2	-	248	10	2	-	-	-	22	-	-	355	0.6%
Australian Sports Anti-Doping Authority	ASADA	77	4	-	166	9	-	-	-	-	36	-	-	279	-
Japan Anti-Doping Agency	JADA	174	11	2	56	4	-	-	-	-	15	-	-	245	0.8%
Irish Sports Council	ISC	32	1	-	77	-	-	-	-	-	39	-	-	148	-
Italian National Anti-Doping Agency	NADO ITALIA	83	-	-	62	-	-	-	-	-	-	-	-	145	-
Romanian National Anti-Doping Agency	ANAD-Romania	85	-	-	24	-	-	-	-	-	-	-	-	109	-
European Professional Club Rugby	EPCR	109	-	1	-	-	-	-	-	-	-	-	-	109	0.9%
Rugby Football Union	GBR-RFU	-	-	-	101	-	-	-	-	-	-	-	-	101	-
Poland Commission Against Doping in Sports	PANDA	55	4	5	25	-	-	-	-	-	10	-	-	90	5.6%
Russian National Anti-Doping Organization	RUSADA	8	-	-	64	-	1	-	-	-	16	-	-	88	1.1%
Canadian Centre for Ethics in Sport	CCES	12	1	-	67	-	-	-	-	-	9	-	-	88	-
Six Nations Rugby Limited	GBR-SNRL	85	1	-	-	-	-	-	-	-	-	-	-	85	-
Swedish Sports Confederation	RF	16	-	-	54	-	-	-	-	-	-	-	-	70	-
Pan American Sports Organization	PASO	60	17	-	-	-	-	10	-	-	-	-	-	70	-
Mexican National Anti-Doping Committee	MEX-NADO	-	-	-	58	-	2	-	-	-	-	-	-	58	3.4%
Korea Anti-Doping Agency	KADA	31	-	1	27	-	-	-	-	-	-	-	-	58	1.7%
Portugal Anti-Doping Agency	ADoP	53	-	5	4	-	-	-	-	-	-	-	-	57	8.8%
Australian Rugby Union	ARU	18	-	-	36	-	-	-	-	-	-	-	-	54	-
US Anti-Doping Agency	USADA	-	-	-	53	-	2	-	-	-	-	-	-	53	3.8%
Spain National Anti-Doping Agency	ESP-NADO	46	-	1	1	-	-	-	-	-	-	-	-	47	2.1%
Anti-Doping Denmark	ADD	20	-	5	23	-	-	-	-	-	4	-	-	47	10.6%
Sports Authority of Thailand	THA-NADO	12	1	-	34	-	-	-	-	-	-	-	-	46	-
Argentina Rugby Union	ARG-UAR	40	-	1	2	-	-	-	-	-	-	-	-	42	2.4%
German National Anti-Doping Agency	NADA	10	-	-	27	-	-	-	-	-	-	-	-	37	-
Hong Kong Anti-Doping Committee	HKG-ADC	4	-	-	31	2	-	-	-	-	2	-	-	37	-
Netherlands Anti-Doping Authority	ADAN	17	-	1	20	-	1	-	-	-	-	-	-	37	5.4%
Brasilian Authority on Anti-Doping Control	ABCD	25	-	1	10	-	-	-	-	-	-	-	-	35	2.9%
Italian Ministry of Health Departement	CVD-Italia	31	-	2	-	-	-	-	-	-	-	-	-	31	6.5%
China Anti-Doping Agency	CHINADA	13	-	-	16	-	-	-	-	-	1	-	-	30	-
Anti-Doping Agency of Malaysia	ADAMAS	-	-	-	26	-	-	-	-	-	-	-	-	26	-
Venezuela NADO	VEN-NADO	-	-	-	1	-	-	-	-	-	24	-	-	25	-
Czech Anti-Doping Committee	CADC	14	-	1	8	-	-	-	-	-	2	-	-	24	4.2%
Georgian Anti-Doping Agency	GEO-NADO	24	-	-	-	-	-	-	-	-	-	-	-	24	-
Antidoping Switzerland	SUI-NADO	12	-	-	12	2	-	-	-	-	-	-	-	24	-
Sri Lanka Anti Doping Agency	SRI-NADO	20	-	-	4	-	-	-	-	-	-	-	-	24	-
Hungarian Anti-Doping Agency	HUNADO	5	-	-	15	-	-	-	-	-	-	-	-	20	-
South East Asian Games Federation	SEAGF	20	-	-	-	-	-	-	-	-	-	-	-	20	-
Oceania RADO	O-RADO	11	-	-	3	-	-	-	-	-	-	-	-	14	-
Anti-Doping Agency of Serbia	ADAS	12	-	-	-	-	-	-	-	-	-	-	-	12	-
Caribbean RADO	CAR-RADO	-	-	-	11	-	1	-	-	-	-	-	-	11	9.1%
National Anti-Doping Agency of Tunisia	ANAD	-	-	-	10	-	-	-	-	-	-	-	-	10	-
Uruguay Anti-Doping	URU-NADO	4	-	-	6	-	-	-	-	-	-	-	-	10	-
Commonwealth Games Federation	CGF	6	-	-	-	-	-	-	-	-	-	-	-	6	-
Finnish Anti-Doping Agency	FINADA	-	-	-	4	-	-	-	-	-	2	-	-	6	-
Anti-Doping Singapore	ADS	-	-	-	6	-	-	-	-	-	-	-	-	6	-
Africa Zone VI RADO	AFR-RADO-VI	-	-	-	6	-	-	-	-	-	-	-	-	6	-
Turkish Anti Doping Commission	TADC	4	-	-	-	-	-	-	-	-	-	-	-	4	-
Kazakhstan National Anti-Doping Centre	KAZ-NADO	-	-	-	4	-	-	-	-	-	-	-	-	4	-
Colombian NADO	COL-NADO	4	-	-	-	-	-	-	-	-	-	-	-	4	-
Anti-Doping department of State Sports Medicine Centre	LAT-NADO	4	-	-	-	-	-	-	-	-	-	-	-	4	-
Chilean National Anti-Doping Commission	CHI-NADO	-	-	-	3	-	-	-	-	-	-	-	-	3	-
		3116	53	58	4509	101	22	64	-	-	762	-	-	8451	

Table 45: ASOIF Sport - Sailing

Testing Authority (TA)	ADAMS Code	Urine						Blood						Total Samples	% AAF
		IC Samples	ATF	AAF	OOB Samples	ATF	AAF	IC Samples	ATF	AAF	OOB Samples	ATF	AAF		
World Sailing	WS	98	-	-	53	-	-	-	-	-	10	-	-	161	-
Japan Anti-Doping Agency	JADA	46	-	-	-	-	-	-	-	-	-	-	-	46	-
China Anti-Doping Agency	CHINADA	20	2	-	19	1	-	-	-	-	-	-	-	39	-
South East Asian Games Federation	SEAGF	36	-	-	-	-	-	-	-	-	-	-	-	36	-
German National Anti-Doping Agency	NADA	12	-	-	21	-	-	-	-	-	-	-	-	33	-
Russian National Anti-Doping Organization	RUSADA	28	-	1	4	-	-	-	-	-	-	-	-	32	3.1%
Portugal Anti-Doping Agency	ADoP	29	-	-	3	-	-	-	-	-	-	-	-	32	-
Sports Authority of Thailand	THA-NADO	-	-	-	31	-	-	-	-	-	-	-	-	31	-
Anti-Doping Agency of Malaysia	ADAMAS	-	-	-	30	-	-	-	-	-	-	-	-	30	-
Cuban National Anti-Doping Agency	CUB-NADO	-	-	-	30	-	1	-	-	-	-	-	-	30	3.3%
Spain National Anti-Doping Agency	ESP-NADO	27	1	1	1	-	-	-	-	-	1	-	-	29	3.4%
Canadian Centre for Ethics in Sport	CCES	4	-	-	18	-	-	-	-	-	-	-	-	22	-
US Anti-Doping Agency	USADA	-	-	-	22	-	-	-	-	-	-	-	-	22	-
Mexican National Anti-Doping Committee	MEX-NADO	-	-	-	21	-	-	-	-	-	-	-	-	21	-
Algerian National Anti-Doping Organization	ALG-NADO	20	-	-	-	-	-	-	-	-	-	-	-	20	-
National Anti-Doping Agency Austria GmbH	NADA Austria	-	-	-	18	-	-	-	-	-	-	-	-	18	-
Croatian Institute for Toxicology and Anti-Doping	CITA	-	-	-	16	-	-	-	-	-	-	-	-	16	-
Australian Sports Anti-Doping Authority	ASADA	16	-	-	-	-	-	-	-	-	-	-	-	16	-
Finnish Anti-Doping Agency	FINADA	7	-	-	5	-	-	-	-	-	2	-	-	14	-
Netherlands Anti-Doping Authority	ADAN	8	-	-	6	-	-	-	-	-	-	-	-	14	-
Drug Free Sport New Zealand	DFSNZ	8	-	-	5	-	-	-	-	-	-	-	-	13	-
Italian Ministry of Health Departement	CVD-Italia	12	-	-	-	-	-	-	-	-	-	-	-	12	-
Korea Anti-Doping Agency	KADA	12	-	-	-	-	-	-	-	-	-	-	-	12	-
Pan American Sports Organization	PASO	11	-	-	-	-	-	-	-	-	-	-	-	11	-
Italian National Anti-Doping Agency	NADO ITALIA	3	-	-	8	-	-	-	-	-	-	-	-	11	-
Swedish Sports Confederation	RF	4	-	-	6	-	-	-	-	-	-	-	-	10	-
Antidoping Switzerland	SUI-NADO	9	3	-	-	-	-	-	-	-	-	-	-	9	-
Braslian Authority on Anti-Doping Control	ABCD	-	-	-	5	-	-	-	-	-	2	-	-	7	-
Poland Commission Against Doping in Sports	PANDA	6	-	-	-	-	-	-	-	-	-	-	-	6	-
Romanian National Anti-Doping Agency	ANAD-Romania	6	-	-	-	-	-	-	-	-	-	-	-	6	-
Estonian Anti-Doping Agency	EADA	-	-	-	6	-	-	-	-	-	-	-	-	6	-
Oceania RADO	O-RADO	6	-	-	-	-	-	-	-	-	-	-	-	6	-
NADO Flanders	NADOF	-	-	-	5	-	-	-	-	-	-	-	-	5	-
Anti-Doping Norway	ADN	-	-	-	5	-	-	-	-	-	-	-	-	5	-
French Anti-Doping Agency	AFLD-NADO	4	-	-	-	-	-	-	-	-	-	-	-	4	-
Czech Anti-Doping Committee	CADC	4	-	-	-	-	-	-	-	-	-	-	-	4	-
Turkish Anti Doping Commission	TADC	4	-	-	-	-	-	-	-	-	-	-	-	4	-
Qatar Antidoping Commission	QADC	3	-	-	-	-	-	-	-	-	-	-	-	3	-
Jordan Anti-doping Organization	JADO	3	-	-	-	-	-	-	-	-	-	-	-	3	-
Hungarian Anti-Doping Agency	HUNADO	-	-	-	2	-	-	-	-	-	-	-	-	2	-
Brunei Darussalam Anti-Doping Committee	BRU-NADO	-	-	-	2	-	-	-	-	-	-	-	-	2	-
French Community of Belgium NADO	BEL-CFWB	-	-	-	2	-	-	-	-	-	-	-	-	2	-
Anti-Doping Singapore	ADS	-	-	-	2	-	-	-	-	-	-	-	-	2	-
Anti-Doping Agency of Serbia	ADAS	2	-	-	-	-	-	-	-	-	-	-	-	2	-
Hong Kong Anti-Doping Committee	HKG-ADC	-	-	-	2	-	-	-	-	-	-	-	-	2	-
Anti-Doping Denmark	ADD	1	-	-	-	-	-	-	-	-	-	-	-	1	-
Venezuela NADO	VEN-NADO	-	-	-	1	-	-	-	-	-	-	-	-	1	-
Bermuda Sport Anti- Doping Authority	BSADA	-	-	-	1	-	-	-	-	-	-	-	-	1	-
Cyprus Anti-Doping Authority	CVADA	-	-	-	1	-	-	-	-	-	-	-	-	1	-
		449	6	2	351	1	1	-	-	-	15	-	-	815	

Table 46: ASOIF Sport - Shooting

Testing Authority (TA)	ADAMS Code	Urine						Blood						Total Samples	% AAF
		IC Samples	ATF	AAF	OOB Samples	ATF	AAF	IC Samples	ATF	AAF	OOB Samples	ATF	AAF		
International Shooting Sport Federation	ISSF	492	3	1	25	-	-	-	-	-	-	-	-	517	0.2%
China Anti-Doping Agency	CHINADA	201	6	1	140	5	-	-	-	-	-	-	-	341	0.3%
Russian National Anti-Doping Organization	RUSADA	249	-	3	67	-	-	-	-	-	-	-	-	316	0.9%
US Anti-Doping Agency	USADA	96	-	3	53	-	-	-	-	-	-	-	-	149	2.0%
National Anti Doping Agency -India	IND-NADO	103	-	-	35	-	-	-	-	-	-	-	-	138	-
Kuwait Anti-Doping Committee	KUW-NADO	131	-	-	-	-	-	-	-	-	-	-	-	131	-
Korea Anti-Doping Agency	KADA	65	-	-	64	-	-	-	-	-	-	-	-	129	-
German National Anti-Doping Agency	NADA	67	-	-	43	-	-	-	-	-	-	-	-	110	-
Japan Anti-Doping Agency	JADA	68	1	-	13	-	-	-	-	-	-	-	-	81	-
Sports Authority of Thailand	THA-NADO	49	-	2	25	-	-	-	-	-	-	-	-	74	2.7%
Kazakhstan National Anti-Doping Centre	KAZ-NADO	43	-	-	19	-	-	-	-	-	-	-	-	62	-
Romanian National Anti-Doping Agency	ANAD-Romania	40	-	-	16	-	-	-	-	-	-	-	-	56	-
I.R Iran National Anti-Doping Organization	IRI-NADO	53	-	1	-	-	-	-	-	-	-	-	-	53	1.9%
Spain National Anti-Doping Agency	ESP-NADO	46	2	1	1	-	-	-	-	-	-	-	-	47	2.1%
European Olympic Committees	EOC	45	-	-	-	-	-	-	-	-	-	-	-	45	-
Anti-Doping Agency of Malaysia	ADAMAS	10	-	-	35	-	-	-	-	-	-	-	-	45	-
Cuban National Anti-Doping Agency	CUB-NADO	-	-	-	43	-	2	-	-	-	-	-	-	43	4.7%
Pan American Sports Organization	PASO	38	1	1	-	-	-	-	-	-	-	-	-	38	2.6%
Australian Sports Anti-Doping Authority	ASADA	30	-	-	4	-	-	-	-	-	-	-	-	34	-
International University Sport Federation	FISU	33	-	-	-	-	-	-	-	-	-	-	-	33	-
Mexican National Anti-Doping Committee	MEX-NADO	-	-	-	28	-	-	-	-	-	-	-	-	28	-
National Anti-Doping Agency Austria GmbH	NADA Austria	6	-	-	22	-	-	-	-	-	-	-	-	28	-
Italian National Anti-Doping Agency	NADO ITALIA	11	-	-	15	-	-	-	-	-	-	-	-	26	-
Canadian Centre for Ethics in Sport	CCES	-	-	-	25	-	1	-	-	-	-	-	-	25	4.0%
Qatar Antidoping Commission	QADC	-	-	-	23	-	-	-	-	-	-	-	-	23	-
South East Asian Games Federation	SEAGF	22	-	-	-	-	-	-	-	-	-	-	-	22	-
Hungarian Anti-Doping Agency	HUNADO	-	-	-	22	-	-	-	-	-	-	-	-	22	-
Bulgarian Anti-doping Center	BUL-NADO	9	-	-	10	-	-	-	-	-	-	-	-	19	-
Colombian NADO	COL-NADO	17	-	-	-	-	-	-	-	-	-	-	-	17	-
Oman Anti-Doping Committee	OADC	16	-	-	-	-	-	-	-	-	-	-	-	16	-
Portugal Anti-Doping Agency	ADoP	16	-	-	-	-	-	-	-	-	-	-	-	16	-
Turkish Anti Doping Commission	TADC	14	-	1	-	-	-	-	-	-	-	-	-	14	7.1%
Czech Anti-Doping Committee	CADC	12	-	-	2	-	-	-	-	-	-	-	-	14	-
Slovak Anti-Doping Agency	SADA	4	-	-	6	-	-	-	-	-	-	-	-	10	-
Anti-Doping Agency of Serbia	ADAS	10	-	-	-	-	-	-	-	-	-	-	-	10	-
Netherlands Anti-Doping Authority	ADAN	9	-	-	-	-	-	-	-	-	-	-	-	9	-
Swedish Sports Confederation	RF	9	-	2	-	-	-	-	-	-	-	-	-	9	22.2%
Italian Ministry of Health Departement	CVD-Italia	9	-	-	-	-	-	-	-	-	-	-	-	9	-
Poland Commission Against Doping in Sports	PANDA	8	-	-	-	-	-	-	-	-	-	-	-	8	-
Guatemala NADO	GUA-OAD	-	-	-	8	-	-	-	-	-	-	-	-	8	-
French Anti-Doping Agency	AFLD-NADO	7	-	-	-	-	-	-	-	-	-	-	-	7	-
Anti-Doping Norway	ADN	6	-	-	-	-	-	-	-	-	-	-	-	6	-
Finnish Anti-Doping Agency	FINADA	6	-	-	-	-	-	-	-	-	-	-	-	6	-
NADO Flanders	NADOF	6	-	2	-	-	-	-	-	-	-	-	-	6	33.3%
European Shooting Confederation	ESC	6	-	-	-	-	-	-	-	-	-	-	-	6	-
Antidoping Switzerland	SUI-NADO	5	-	-	-	-	-	-	-	-	-	-	-	5	-
Chinese Taipei Anti-Doping Agency	CTADA	-	-	-	5	-	-	-	-	-	-	-	-	5	-
Anti-Doping Denmark	ADD	-	-	-	5	-	-	-	-	-	-	-	-	5	-
South African Institute for Drug-Free Sport	SAIDS	3	-	-	-	-	-	-	-	-	-	-	-	3	-
South East Asia RADO	SE-ASIA-RADO	-	-	-	2	-	-	-	-	-	-	-	-	2	-
South Asia RADO	S-ASIA-RADO	-	-	-	2	-	-	-	-	-	-	-	-	2	-
National Olympic and Sports Association of Iceland	ISL-NADO	2	-	-	-	-	-	-	-	-	-	-	-	2	-
Armenian National Anti-Doping Organization	ARM-NADO	-	-	-	2	-	-	-	-	-	-	-	-	2	-
Hellenic National Council for Combatting Doping	ESKAN	-	-	-	2	-	-	-	-	-	-	-	-	2	-
Caribbean RADO	CAR-RADO	-	-	-	2	-	-	-	-	-	-	-	-	2	-
Luxembourg NADO	ALAD	-	-	-	2	-	-	-	-	-	-	-	-	2	-
Anti-Doping department of State Sports Medicine Centre	LAT-NADO	-	-	-	2	-	-	-	-	-	-	-	-	2	-
Oceania RADO	O-RADO	2	-	-	-	-	-	-	-	-	-	-	-	2	-
Israeli NADO	ISR-NADO	-	-	-	2	-	-	-	-	-	-	-	-	2	-
Andorran National Anti-Doping Commission	AND-NADO	-	-	-	1	-	-	-	-	-	-	-	-	1	-
San Marino Standing Committee on Anti-Doping	SMR-NADO	-	-	-	1	-	-	-	-	-	-	-	-	1	-
Anti-Doping Commission of Malta	MLT-NADO	-	-	-	1	-	-	-	-	-	-	-	-	1	-
Estonian Anti-Doping Agency	EADA	-	-	-	1	-	-	-	-	-	-	-	-	1	-
Eastern Europe RADO	E-EUR-RADO	-	-	-	1	-	-	-	-	-	-	-	-	1	-
		2074	13	18	775	5	3	-	-	-	-	-	-	2849	

Table 47: ASOIF Sport - Table Tennis

Testing Authority (TA)	ADAMS Code	Urine						Blood						Total Samples	% AAF
		IC			OOC			IC			OOC				
		Samples	ATF	AAF	Samples	ATF	AAF	Samples	ATF	AAF	Samples	ATF	AAF		
International Table Tennis Federation	ITTF	137	-	2	28	-	-	-	-	-	1	-	-	166	1.2%
China Anti-Doping Agency	CHINADA	50	2	-	24	-	-	-	-	-	-	-	-	74	-
Japan Anti-Doping Agency	JADA	33	-	-	30	-	-	-	-	-	-	-	-	63	-
Romanian National Anti-Doping Agency	ANAD-Romania	16	-	-	44	-	-	-	-	-	-	-	-	60	-
German National Anti-Doping Agency	NADA	24	-	-	34	-	-	-	-	-	-	-	-	58	-
National Anti Doping Agency -India	IND-NADO	18	-	-	37	-	-	-	-	-	-	-	-	55	-
Korea Anti-Doping Agency	KADA	17	2	-	18	-	-	-	-	-	-	-	-	35	-
French Community of Belgium NADO	BEL-CFWB	18	-	-	13	-	-	-	-	-	-	-	-	31	-
Sports Authority of Thailand	THA-NADO	19	1	-	8	-	-	-	-	-	-	-	-	27	-
French Anti-Doping Agency	AFLD-NADO	25	-	-	-	-	-	-	-	-	-	-	-	25	-
Czech Anti-Doping Committee	CADC	20	-	-	2	-	-	-	-	-	-	-	-	22	-
Hungarian Anti-Doping Agency	HUNADO	4	-	-	12	-	-	-	-	-	4	-	-	20	-
Portugal Anti-Doping Agency	ADoP	19	-	-	-	-	-	-	-	-	-	-	-	19	-
Cuban National Anti-Doping Agency	CUB-NADO	-	-	-	18	-	-	-	-	-	-	-	-	18	-
Australian Sports Anti-Doping Authority	ASADA	12	-	-	4	-	-	-	-	-	-	-	-	16	-
Turkish Anti Doping Commission	TADC	16	-	-	-	-	-	-	-	-	-	-	-	16	-
South East Asian Games Federation	SEAGF	15	-	-	-	-	-	-	-	-	-	-	-	15	-
Poland Commission Against Doping in Sports	PANDA	14	-	-	-	-	-	-	-	-	-	-	-	14	-
National Anti-Doping Agency Austria GmbH	NADA Austria	-	-	-	14	-	-	-	-	-	-	-	-	14	-
European Olympic Committees	EOC	14	-	-	-	-	-	-	-	-	-	-	-	14	-
US Anti-Doping Agency	USADA	6	-	-	8	-	-	-	-	-	-	-	-	14	-
International University Sport Federation	FISU	14	-	-	-	-	-	-	-	-	-	-	-	14	-
NADO Flanders	NADOF	12	-	-	1	-	-	-	-	-	-	-	-	13	-
Canadian Centre for Ethics in Sport	CCES	10	-	1	3	-	-	-	-	-	-	-	-	13	7.7%
Anti-Doping Singapore	ADS	-	-	-	11	-	-	-	-	-	-	-	-	11	-
Russian National Anti-Doping Organization	RUSADA	-	-	-	10	-	-	-	-	-	-	-	-	10	-
Mexican National Anti-Doping Committee	MEX-NADO	-	-	-	10	-	-	-	-	-	-	-	-	10	-
Spain National Anti-Doping Agency	ESP-NADO	7	-	-	3	-	-	-	-	-	-	-	-	10	-
Hong Kong Anti-Doping Committee	HKG-ADC	-	-	-	10	-	-	-	-	-	-	-	-	10	-
Brazilian Confederation of Table Tennis	BRA-CBTM	10	-	-	-	-	-	-	-	-	-	-	-	10	-
Swedish Sports Confederation	RF	-	-	-	10	-	-	-	-	-	-	-	-	10	-
Netherlands Anti-Doping Authority	ADAN	7	-	-	2	-	-	-	-	-	-	-	-	9	-
Anti-Doping Agency of Malaysia	ADAMAS	-	-	-	9	-	-	-	-	-	-	-	-	9	-
Pan American Sports Organization	PASO	8	-	-	-	-	-	-	-	-	-	-	-	8	-
Cameroon Anti-Doping Organisation	OCALUDS	8	-	1	-	-	-	-	-	-	-	-	-	8	12.5%
Comité d'Organisation des Jeux Africains	COJA	8	-	-	-	-	-	-	-	-	-	-	-	8	-
I.R Iran National Anti-Doping Organization	IRI-NADO	4	-	-	3	-	-	-	-	-	-	-	-	7	-
Colombian NADO	COL-NADO	7	-	-	-	-	-	-	-	-	-	-	-	7	-
Oceania RADO	O-RADO	5	-	-	2	-	-	-	-	-	-	-	-	7	-
Saudi Arabian Antidoping Committee	KSA-NADO	7	-	-	-	-	-	-	-	-	-	-	-	7	-
European Police Sport Union	USPE	6	-	-	-	-	-	-	-	-	-	-	-	6	-
Italian National Anti-Doping Agency	NADO ITALIA	6	-	-	-	-	-	-	-	-	-	-	-	6	-
National Anti-Doping Agency of Tunisia	ANAD	4	-	-	2	-	-	-	-	-	-	-	-	6	-
Anti-Doping Agency of Serbia	ADAS	5	-	-	-	-	-	-	-	-	-	-	-	5	-
Palau National Olympic Committee	PLW-NOC	-	-	-	5	-	-	-	-	-	-	-	-	5	-
Chinese Taipei Anti-Doping Agency	CTADA	-	-	-	4	-	-	-	-	-	-	-	-	4	-
South Asia RADO	S-ASIA-RADO	-	-	-	4	-	-	-	-	-	-	-	-	4	-
Venezuela NADO	VEN-NADO	4	-	-	-	-	-	-	-	-	-	-	-	4	-
Anti-Doping Norway	ADN	4	-	-	-	-	-	-	-	-	-	-	-	4	-
Finnish Anti-Doping Agency	FINADA	3	-	-	-	-	-	-	-	-	-	-	-	3	-
Qatar Antidoping Commission	QADC	-	-	-	2	-	-	-	-	-	-	-	-	2	-
Hellenic National Council for Combatting Doping	ESKAN	-	-	-	2	-	-	-	-	-	-	-	-	2	-
Anti-Doping Denmark	ADD	2	-	-	-	-	-	-	-	-	-	-	-	2	-
National Olympic and Sports Association of Iceland	ISL-NADO	2	-	-	-	-	-	-	-	-	-	-	-	2	-
South East Asia RADO	SE-ASIA-RADO	-	-	-	1	-	-	-	-	-	-	-	-	1	-
Bulgarian Anti-doping Center	BUL-NADO	-	-	-	1	-	-	-	-	-	-	-	-	1	-
Andorran National Anti-Doping Commission	AND-NADO	-	-	-	1	-	-	-	-	-	-	-	-	1	-
San Marino Standing Committee on Anti-Doping	SMR-NADO	-	-	-	1	-	-	-	-	-	-	-	-	1	-
Kuwait Anti-Doping Committee	KUW-NADO	-	-	-	1	-	-	-	-	-	-	-	-	1	-
Braslian Authority on Anti-Doping Control	ABCD	-	-	-	-	-	-	-	-	-	1	-	-	1	-
Indian Ocean RADO	IND-OCE-RADO	-	-	-	1	-	-	-	-	-	-	-	-	1	-
		620	5	4	393	-	-	-	-	-	6	-	-	1019	

Table 48: ASOIF Sport - Taekwondo

Testing Authority (TA)	ADAMS Code	Urine						Blood						Total Samples	% AAF
		IC			OOC			IC			OOC				
		Samples	ATF	AAF	Samples	ATF	AAF	Samples	ATF	AAF	Samples	ATF	AAF		
World Taekwondo Federation	WTF	411	5	11	17	-	-	-	-	-	-	-	-	428	2.6%
China Anti-Doping Agency	CHINADA	117	2	-	89	9	1	-	-	-	1	-	-	207	0.5%
Russian National Anti-Doping Organization	RUSADA	32	-	1	74	-	1	-	-	-	13	-	-	119	1.7%
Korea Anti-Doping Agency	KADA	33	-	1	35	-	-	-	-	-	-	-	-	68	1.5%
Cuban National Anti-Doping Agency	CUB-NADO	-	-	-	64	-	-	-	-	-	-	-	-	64	-
International University Sport Federation	FISU	55	-	-	-	-	-	8	-	-	-	-	-	63	-
German National Anti-Doping Agency	NADA	18	-	-	31	-	-	-	-	-	6	-	-	55	-
Chinese Taipei Amateur Taekwondo Association	TPE-TK	54	-	-	-	-	-	-	-	-	-	-	-	54	-
US Anti-Doping Agency	USADA	22	-	-	23	-	-	-	-	-	-	-	-	45	-
Sports Authority of Thailand	THA-NADO	27	-	-	17	-	-	-	-	-	-	-	-	44	-
Colombian NADO	COL-NADO	44	1	1	-	-	-	-	-	-	-	-	-	44	2.3%
Spain National Anti-Doping Agency	ESP-NADO	28	-	-	7	-	-	4	-	-	4	-	-	43	-
Turkish Anti Doping Commission	TADC	40	-	1	2	-	-	-	-	-	-	-	-	42	2.4%
Kazakhstan National Anti-Doping Centre	KAZ-NADO	10	-	-	31	-	1	-	-	-	-	-	-	41	2.4%
Mexican National Anti-Doping Committee	MEX-NADO	31	-	-	9	-	-	-	-	-	-	-	-	40	-
European Olympic Committees	EOC	36	-	-	-	-	-	-	-	-	-	-	-	36	-
Mexican National Sports Council of Education	MEX-NSCE	18	-	-	17	-	-	-	-	-	-	-	-	35	-
Swedish Sports Confederation	RF	7	-	-	25	1	-	-	-	-	1	-	-	33	-
Romanian National Anti-Doping Agency	ANAD-Romania	26	-	-	6	-	-	-	-	-	1	-	-	33	-
Pan American Sports Organization	PASO	28	-	-	-	-	-	4	-	-	-	-	-	32	-
Canadian Centre for Ethics in Sport	CCES	6	-	-	25	-	-	-	-	-	1	-	-	32	-
UK Anti-Doping	UKAD	12	-	-	16	-	-	-	-	-	3	-	-	31	-
National Anti Doping Agency -India	IND-NADO	11	-	-	18	-	-	-	-	-	-	-	-	29	-
I.R Iran National Anti-Doping Organization	IRI-NADO	24	-	-	4	-	-	-	-	-	-	-	-	28	-
European Taekwondo Union	ETU-Taekw	27	-	-	-	-	-	-	-	-	-	-	-	27	-
Oceania RADO	O-RADO	22	-	-	4	-	-	-	-	-	-	-	-	26	-
South East Asian Games Federation	SEAGF	20	-	-	-	-	-	-	-	-	-	-	-	20	-
Anti-Doping Agency of Serbia	ADAS	6	-	-	14	-	-	-	-	-	-	-	-	20	-
Anti-Doping Norway	ADN	11	-	-	7	-	-	-	-	-	-	-	-	18	-
Netherlands Anti-Doping Authority	ADAN	14	-	-	3	-	-	-	-	-	-	-	-	17	-
Anti-Doping Denmark	ADD	8	-	1	5	-	-	4	-	-	-	-	-	17	5.9%
Antidoping Switzerland	SUI-NADO	4	-	-	12	1	-	-	-	-	-	-	-	16	-
Comité d'Organisation des Jeux Africains	COJA	16	-	-	-	-	-	-	-	-	-	-	-	16	-
Finnish Anti-Doping Agency	FINADA	8	-	-	7	-	-	-	-	-	1	-	-	16	-
National Anti-Doping Agency of Tunisia	ANAD	-	-	-	15	-	-	-	-	-	-	-	-	15	-
Anti-Doping Agency of Malaysia	ADAMAS	-	-	-	14	-	-	-	-	-	-	-	-	14	-
Chilean National Anti-Doping Commission	CHI-NADO	8	-	-	6	-	-	-	-	-	-	-	-	14	-
Qatar Antidoping Commission	QADC	-	-	-	14	-	-	-	-	-	-	-	-	14	-
Japan Anti-Doping Agency	JADA	8	-	-	6	-	-	-	-	-	-	-	-	14	-
Venezuela NADO	VEN-NADO	6	-	1	8	-	-	-	-	-	-	-	-	14	7.1%
Jamaica Anti-Doping Commission	JADCO	-	-	-	10	-	-	-	-	-	2	-	-	12	-
Cyprus Anti-Doping Authority	CYADA	8	-	-	4	-	-	-	-	-	-	-	-	12	-
Portugal Anti-Doping Agency	ADoP	12	-	-	-	-	-	-	-	-	-	-	-	12	-
French Community of Belgium NADO	BEL-CFWB	6	-	-	5	-	-	-	-	-	-	-	-	11	-
Africa Zone II & III RADO	AFR-RADO-II-III	-	-	-	11	-	-	-	-	-	-	-	-	11	-
Africa Zone IV RADO	AFR-RADO-IV	-	-	-	11	-	1	-	-	-	-	-	-	11	9.1%
French Anti-Doping Agency	AFLD-NADO	-	-	-	11	-	-	-	-	-	-	-	-	11	-
Poland Commission Against Doping in Sports	PANDA	-	-	-	8	2	-	-	-	-	2	-	-	10	-
International Taekwon-Do Federation	TKD-ITF	10	-	-	-	-	-	-	-	-	-	-	-	10	-
Italian National Anti-Doping Agency	NADO ITALIA	4	-	-	6	-	-	-	-	-	-	-	-	10	-
Italian Ministry of Health Department	CVD-Italia	9	-	-	-	-	-	-	-	-	-	-	-	9	-
Bolivian Sports Organization	ODEBO	9	-	-	-	-	-	-	-	-	-	-	-	9	-
Africa Zone I RADO	AFR-RADO-I	-	-	-	9	-	-	-	-	-	-	-	-	9	-
NADO Flanders	NADOF	6	-	-	1	-	-	-	-	-	-	-	-	7	-
Chinese Taipei Anti-Doping Agency	CTADA	-	-	-	7	-	-	-	-	-	-	-	-	7	-
Africa Zone V RADO	AFR-RADO-V	-	-	-	7	-	-	-	-	-	-	-	-	7	-
Eastern Europe RADO	E-EUR-RADO	-	-	-	7	-	-	-	-	-	-	-	-	7	-
Slovak Anti-Doping Agency	SADA	6	-	-	-	-	-	-	-	-	-	-	-	6	-
Hellenic National Council for Combatting Doping	ESKAN	4	-	-	2	-	-	-	-	-	-	-	-	6	-
South East Asia RADO	SE-ASIA-RADO	-	-	-	6	-	-	-	-	-	-	-	-	6	-
National Anti-Doping Agency Austria GmbH	NADA Austria	-	-	-	6	-	-	-	-	-	-	-	-	6	-
Croatian Institute for Toxicology and Anti-Doping	CITA	6	-	-	-	-	-	-	-	-	-	-	-	6	-
Central Asia RADO	RADOCA-RADO	-	-	-	5	-	-	-	-	-	-	-	-	5	-
Monaco Anti-Doping Committee	CMA Monaco	-	-	-	3	-	-	-	-	-	1	-	-	4	-
South Asia RADO	S-ASIA-RADO	-	-	-	4	-	-	-	-	-	-	-	-	4	-
International Police Sports Union	USIP	4	-	-	-	-	-	-	-	-	-	-	-	4	-
Anti-Doping Singapore	ADS	-	-	-	4	-	-	-	-	-	-	-	-	4	-
Africa Zone VI RADO	AFR-RADO-VI	-	-	-	4	-	-	-	-	-	-	-	-	4	-
Drug Free Sport New Zealand	DFSNZ	4	-	-	-	-	-	-	-	-	-	-	-	4	-
Czech Anti-Doping Committee	CADC	4	-	-	-	-	-	-	-	-	-	-	-	4	-

Table 48: ASOIF Sport - Taekwondo - continued

Testing Authority (TA)	ADAMS Code	Urine						Blood						Total Samples	% AAF
		IC			OOC			IC			OOC				
		Samples	ATF	AAF	Samples	ATF	AAF	Samples	ATF	AAF	Samples	ATF	AAF		
Kuwait Anti-Doping Committee	KUW-NADO	4	-	-	-	-	-	-	-	-	-	-	-	4	-
Irish Sports Council	ISC	3	-	-	-	-	-	-	-	-	-	-	-	3	-
Israeli NADO	ISR-NADO	-	-	-	2	-	-	-	-	-	-	-	-	2	-
West Asia RADO	W-ASIA-RADO	-	-	-	2	-	-	-	-	-	-	-	-	2	-
Bulgarian Anti-doping Center	BUL-NADO	-	-	-	2	-	-	-	-	-	-	-	-	2	-
Hungarian Anti-Doping Agency	HUNADO	-	-	-	2	-	-	-	-	-	-	-	-	2	-
Brazilian Confederation of Taekwondo	BRA-CBTW	2	-	-	-	-	-	-	-	-	-	-	-	2	-
Oman Anti-Doping Committee	OADC	2	-	-	-	-	-	-	-	-	-	-	-	2	-
Ecuador NADO	ECU-NADO	2	-	-	-	-	-	-	-	-	-	-	-	2	-
Anti-Doping department of State Sports Medicine Centre	LAT-NADO	2	-	-	-	-	-	-	-	-	-	-	-	2	-
Brazilian Authority on Anti-Doping Control	ABCD	-	-	-	1	-	-	-	-	-	1	-	-	2	-
Hong Kong Anti-Doping Committee	HKG-ADC	-	-	-	2	-	-	-	-	-	-	-	-	2	-
Slovenian Antidoping Organization	SLOADO	-	-	-	1	-	-	-	-	-	-	-	-	1	-
Belarus National Anti-Doping Agency	BNADA	-	-	-	1	-	-	-	-	-	-	-	-	1	-
Caribbean RADO	CAR-RADO	-	-	-	1	-	-	-	-	-	-	-	-	1	-
Brunei Darussalam Anti-Doping Committee	BRU-NADO	-	-	-	1	-	-	-	-	-	-	-	-	1	-
Indian Ocean RADO	IND-OCE-RADO	-	-	-	1	-	-	-	-	-	-	-	-	1	-
		1355	8	17	772	13	4	20	-	-	37	-	-	2184	

Table 49: ASOIF Sport - Tennis

Testing Authority (TA)	ADAMS Code	Urine						Blood						Total Samples	% AAF
		IC			OOC			IC			OOC				
		Samples	ATF	AAF	Samples	ATF	AAF	Samples	ATF	AAF	Samples	ATF	AAF		
International Tennis Federation	ITF	1916	1	11	454	6	4	164	-	-	793	-	-	3327	0.5%
French Anti-Doping Agency	AFLD-NADO	67	-	1	51	-	-	-	-	-	-	-	-	118	0.8%
Antidoping Switzerland	SUI-NADO	32	2	-	55	2	-	-	-	-	-	-	-	87	-
German National Anti-Doping Agency	NADA	35	-	1	49	-	-	-	-	-	1	-	-	85	1.2%
China Anti-Doping Agency	CHINADA	37	-	-	29	3	-	-	-	-	-	-	-	66	-
Japan Anti-Doping Agency	JADA	56	4	-	9	-	-	-	-	-	-	-	-	65	-
US Anti-Doping Agency	USADA	-	-	-	43	-	-	-	-	-	14	-	-	57	-
Italian National Anti-Doping Agency	NADO ITALIA	34	-	-	19	-	-	-	-	-	-	-	-	53	-
NADO Flanders	NADOF	32	-	-	10	-	-	-	-	-	-	-	-	42	-
Spain National Anti-Doping Agency	ESP-NADO	26	-	-	10	-	-	-	-	-	4	-	-	40	-
French Community of Belgium NADO	BEL-CFWB	18	-	-	19	-	-	-	-	-	-	-	-	37	-
Czech Anti-Doping Committee	CADC	17	-	-	9	-	-	-	-	-	8	-	-	34	-
Romanian National Anti-Doping Agency	ANAD-Romania	26	-	-	7	-	-	-	-	-	1	-	-	34	-
Sports Authority of Thailand	THA-NADO	26	-	2	4	-	-	-	-	-	-	-	-	30	6.7%
Kazakhstan National Anti-Doping Centre	KAZ-NADO	-	-	-	24	-	-	-	-	-	-	-	-	24	-
Italian Ministry of Health Departement	CVD-Italia	24	-	-	-	-	-	-	-	-	-	-	-	24	-
Poland Commission Against Doping in Sports	PANDA	16	-	-	4	-	-	2	-	-	-	-	-	22	-
Mexican National Anti-Doping Committee	MEX-NADO	-	-	-	20	-	1	-	-	-	-	-	-	20	5.0%
Pan American Sports Organization	PASO	19	-	-	-	-	-	-	-	-	-	-	-	19	-
Turkish Anti Doping Commission	TADC	16	-	-	-	-	-	-	-	-	-	-	-	16	-
Netherlands Anti-Doping Authority	ADAN	14	-	-	-	-	-	-	-	-	1	-	-	14	-
Finnish Anti-Doping Agency	FINADA	7	-	-	6	-	-	-	-	-	1	-	-	14	-
UK Anti-Doping	UKAD	-	-	-	8	-	-	-	-	-	5	-	-	13	-
International University Sport Federation	FISU	13	-	-	-	-	-	-	-	-	-	-	-	13	-
Australian Sports Anti-Doping Authority	ASADA	10	1	-	1	-	-	-	-	-	1	-	-	12	-
National Anti-Doping Agency Austria GmbH	NADA Austria	-	-	-	11	-	-	-	-	-	-	-	-	11	-
Portugal Anti-Doping Agency	ADoP	8	-	-	1	-	-	-	-	-	-	-	-	9	-
Colombian NADO	COL-NADO	9	-	-	-	-	-	-	-	-	-	-	-	9	-
South East Asian Games Federation	SEAGF	8	-	-	-	-	-	-	-	-	-	-	-	8	-
Canadian Centre for Ethics in Sport	CCES	1	-	-	7	-	-	-	-	-	-	-	-	8	-
Comité d'Organisation des Jeux Africains	COJA	8	-	-	-	-	-	-	-	-	-	-	-	8	-
Anti-Doping Agency of Malaysia	ADAMAS	-	-	-	8	-	-	-	-	-	-	-	-	8	-
Korea Anti-Doping Agency	KADA	7	-	-	-	-	-	-	-	-	-	-	-	7	-
Oman Anti-Doping Committee	OADC	7	-	-	-	-	-	-	-	-	-	-	-	7	-
Swedish Sports Confederation	RF	-	-	-	7	-	-	-	-	-	-	-	-	7	-
Anti-Doping Denmark	ADD	1	-	-	6	-	-	-	-	-	-	-	-	7	-
Anti-Doping Agency of Serbia	ADAS	5	-	-	2	-	-	-	-	-	-	-	-	7	-
I.R Iran National Anti-Doping Organization	IRI-NADO	-	-	-	6	-	1	-	-	-	-	-	-	6	16.7%
Cuban National Anti-Doping Agency	CUB-NADO	-	-	-	6	-	-	-	-	-	-	-	-	6	-
Oceania RADO	O-RADO	5	-	-	1	-	-	-	-	-	-	-	-	6	-
Agency for Anti-Doping Control of Bosnia and Herzegovina	BIH-NADO	-	-	-	5	-	-	-	-	-	-	-	-	5	-
Hungarian Anti-Doping Agency	HUNADO	-	-	-	4	-	-	-	-	-	-	-	-	4	-
Chinese Taipei Anti-Doping Agency	CTADA	-	-	-	4	1	-	-	-	-	-	-	-	4	-
International Committee of Mediterranean Games	ICMG	4	-	-	-	-	-	-	-	-	-	-	-	4	-
National Anti Doping Agency -India	IND-NADO	4	-	-	-	-	-	-	-	-	-	-	-	4	-
Venezuela NADO	VEN-NADO	4	-	-	-	-	-	-	-	-	-	-	-	4	-
Africa Zone VI RADO	AFR-RADO-VI	-	-	-	4	-	-	-	-	-	-	-	-	4	-
Anti-Doping Norway	ADN	4	-	-	-	-	-	-	-	-	-	-	-	4	-
South East Asia RADO	SE-ASIA-RADO	-	-	-	3	-	-	-	-	-	-	-	-	3	-
World Anti-Doping Agency	WADA-AMA	-	-	-	3	-	-	-	-	-	-	-	-	3	-
Hong Kong Anti-Doping Committee	HKG-ADC	-	-	-	2	-	-	-	-	-	1	-	-	3	-
National Anti-Doping Agency of Tunisia	ANAD	-	-	-	3	-	-	-	-	-	-	-	-	3	-
Irish Sports Council	ISC	3	-	-	-	-	-	-	-	-	-	-	-	3	-
Brasilian Authority on Anti-Doping Control	ABCD	-	-	-	3	-	-	-	-	-	-	-	-	3	-
European Police Sport Union	USPE	2	-	-	-	-	-	-	-	-	-	-	-	2	-
Croatian Institute for Toxicology and Anti-Doping	CITA	-	-	-	2	-	-	-	-	-	-	-	-	2	-
Africa Zone IV RADO	AFR-RADO- IV	-	-	-	2	-	-	-	-	-	-	-	-	2	-
South Asia RADO	S-ASIA-RADO	-	-	-	2	-	-	-	-	-	-	-	-	2	-
Luxembourg NADO	ALAD	-	-	-	2	-	-	-	-	-	-	-	-	2	-
European Olympic Committees	EOC	2	-	-	-	-	-	-	-	-	-	-	-	2	-
National Olympic and Sports Association of Iceland	ISL-NADO	2	-	-	-	-	-	-	-	-	-	-	-	2	-
International Workers Sports Confederation	CSIT	2	-	-	-	-	-	-	-	-	-	-	-	2	-
Caribbean RADO	CAR-RADO	-	-	-	1	-	-	-	-	-	-	-	-	1	-
Estonian Anti-Doping Agency	EADA	-	-	-	1	-	-	-	-	-	-	-	-	1	-
Indian Ocean RADO	IND-OCE-RADO	-	-	-	1	-	-	-	-	-	-	-	-	1	-
Andorran National Anti-Doping Commission	AND-NADO	-	-	-	1	-	-	-	-	-	-	-	-	1	-
		2527	8	15	929	12	6	166	-	-	829	-	-	4451	

Table 50: ASOIF Sport - Triathlon

Testing Authority (TA)	ADAMS Code	Urine						Blood						Total Samples	% AAF
		IC		AAF		OOC		IC		OOC		AAF			
		Samples	ATF	AAF	Samples	ATF	AAF	Samples	ATF	AAF	Samples	ATF	AAF		
International Triathlon Union	ITU	561	2	1	66	-	-	68	-	-	22	-	-	717	0.1%
German National Anti-Doping Agency	NADA	96	-	-	468	-	-	24	-	-	79	-	-	667	-
French Anti-Doping Agency	AFLD-NADO	136	-	3	50	-	-	10	-	-	10	-	-	206	1.5%
US Anti-Doping Agency	USADA	41	-	-	117	-	-	-	-	-	24	-	-	182	-
Australian Sports Anti-Doping Authority	ASADA	41	-	-	95	-	-	1	-	-	36	-	-	173	-
Spain National Anti-Doping Agency	ESP-NADO	108	2	1	57	1	-	-	-	-	3	-	-	168	0.6%
Antidoping Switzerland	SUI-NADO	33	-	1	90	1	1	-	-	-	30	-	-	153	1.3%
Anti-Doping Denmark	ADD	26	-	-	90	-	-	-	-	-	5	-	-	121	-
China Anti-Doping Agency	CHINADA	32	-	-	74	-	-	-	-	-	13	-	-	119	-
Russian National Anti-Doping Organization	RUSADA	80	-	1	7	-	-	12	-	-	-	-	-	99	1.0%
European Triathlon Union	ETU	96	1	-	-	-	-	-	-	-	-	-	-	96	-
South African Institute for Drug-Free Sport	SAIDS	70	-	3	23	-	-	-	-	-	-	-	-	93	3.2%
NADO Flanders	NADOF	30	-	-	50	-	-	-	-	-	-	-	-	80	-
Portugal Anti-Doping Agency	ADoP	67	-	-	7	-	-	-	-	-	2	-	-	76	-
Japan Anti-Doping Agency	JADA	26	1	-	40	2	-	-	-	-	7	-	-	73	-
German Triathlon Union	GER-TR	68	-	1	-	-	-	-	-	-	-	-	-	68	1.5%
UK Anti-Doping	UKAD	-	-	-	43	-	-	2	-	-	17	-	-	62	-
Drug Free Sport New Zealand	DFSNZ	8	-	-	43	1	-	-	-	-	3	-	-	54	-
European Olympic Committees	EOC	33	-	-	-	-	-	18	-	-	-	-	-	51	-
World Anti-Doping Agency	WADA-AMA	-	-	-	21	-	-	-	-	-	28	-	-	49	-
Italian Ministry of Health Departement	CVD-Italia	47	-	-	-	-	-	-	-	-	-	-	-	47	-
Finnish Anti-Doping Agency	FINADA	12	-	-	27	-	-	-	-	-	4	-	-	43	-
National Anti-Doping Agency Austria GmbH	NADA Austria	11	-	1	31	-	-	-	-	-	-	-	-	42	2.4%
Irish Sports Council	ISC	11	-	-	17	-	-	-	-	-	14	-	-	42	-
Basque Government	ESP-Vasco	40	-	2	-	-	-	-	-	-	-	-	-	40	5.0%
Netherlands Anti-Doping Authority	ADAN	18	-	-	19	-	-	-	-	-	-	-	-	37	-
Hungarian Anti-Doping Agency	HUNADO	27	-	1	10	-	-	-	-	-	-	-	-	37	2.7%
Canadian Centre for Ethics in Sport	CCES	5	-	-	26	-	-	-	-	-	5	-	-	36	-
Anti-Doping Norway	ADN	13	-	-	13	-	-	-	-	-	8	-	-	34	-
Colombian NADO	COL-NADO	33	-	1	1	-	-	-	-	-	-	-	-	34	2.9%
Czech Anti-Doping Committee	CADC	17	-	-	9	-	-	-	-	-	5	-	-	31	-
Italian National Anti-Doping Agency	NADO ITALIA	20	-	-	11	-	-	-	-	-	-	-	-	31	-
Turkish Anti Doping Commission	TADC	30	-	-	-	-	-	-	-	-	-	-	-	30	-
Swedish Sports Confederation	RF	11	-	-	15	-	-	-	-	-	1	-	-	27	-
Pan American Sports Organization	PASO	20	1	-	-	-	-	6	-	-	-	-	-	26	-
French Community of Belgium NADO	BEL-CFWB	17	-	-	4	-	-	-	-	-	-	-	-	21	-
Poland Commission Against Doping in Sports	PANDA	20	-	-	-	-	-	-	-	-	-	-	-	20	-
Korea Anti-Doping Agency	KADA	14	-	-	6	-	-	-	-	-	-	-	-	20	-
Romanian National Anti-Doping Agency	ANAD-Romania	13	-	-	3	-	1	-	-	-	1	-	-	17	5.9%
Mexican National Anti-Doping Committee	MEX-NADO	14	-	-	2	-	-	-	-	-	-	-	-	16	-
Oceania RADO	O-RADO	14	-	-	-	-	-	-	-	-	-	-	-	14	-
Kazakhstan National Anti-Doping Centre	KAZ-NADO	13	-	1	-	-	-	-	-	-	-	-	-	13	7.7%
Australian Triathlon Federation	AUS-TRI	13	-	-	-	-	-	-	-	-	-	-	-	13	-
International Ultratriathlon Association	IUTA	11	-	-	-	-	-	-	-	-	-	-	-	11	-
Luxembourg NADO	ALAD	8	-	1	2	-	-	-	-	-	1	-	-	11	9.1%
South East Asian Games Federation	SEAGF	6	-	-	-	-	-	5	-	-	-	-	-	11	-
National Anti Doping Agency -India	IND-NADO	4	-	-	6	-	-	-	-	-	-	-	-	10	-
Bermuda Sport Anti- Doping Authority	BSADA	4	-	-	5	-	-	-	-	-	-	-	-	9	-
Cuban National Anti-Doping Agency	CUB-NADO	-	-	-	8	-	-	-	-	-	-	-	-	8	-
Chilean National Anti-Doping Commission	CHI-NADO	6	-	-	2	-	-	-	-	-	-	-	-	8	-
Brasilian Authority on Anti-Doping Control	ABCD	6	-	-	-	-	-	-	-	-	-	-	-	6	-
Dash Sports Itda	Dash Sports	6	-	-	-	-	-	-	-	-	-	-	-	6	-
Puerto Rico Anti-Doping Organization	PUR-NADO	5	-	-	-	-	-	-	-	-	-	-	-	5	-
International Committee of Mediterranean Games	ICMG	5	-	-	-	-	-	-	-	-	-	-	-	5	-
Cyprus Anti-Doping Authority	CYADA	5	-	-	-	-	-	-	-	-	-	-	-	5	-
New Caledonia NADO	NCL-NADO	5	-	-	-	-	-	-	-	-	-	-	-	5	-
Chinese Taipei Anti-Doping Agency	CTADA	4	-	-	-	-	-	-	-	-	-	-	-	4	-
Guatemala NADO	GUA-OAD	4	-	-	-	-	-	-	-	-	-	-	-	4	-
Belarus National Anti-Doping Agency	BNADA	-	-	-	4	-	-	-	-	-	-	-	-	4	-
Monaco Anti-Doping Committee	CMA Monaco	-	-	-	3	-	-	-	-	-	1	-	-	4	-
Sports Authority of Thailand	THA-NADO	-	-	-	4	-	-	-	-	-	-	-	-	4	-
Estonian Anti-Doping Agency	EADA	-	-	-	4	-	-	-	-	-	-	-	-	4	-
Anti-Doping Agency of Malaysia	ADAMAS	-	-	-	4	-	-	-	-	-	-	-	-	4	-
Slovenian Antidoping Organization	SLOADO	-	-	-	3	-	-	-	-	-	-	-	-	3	-
Israeli NADO	ISR-NADO	-	-	-	3	-	-	-	-	-	-	-	-	3	-
Lithuanian Anti-Doping Agency	LTU-NADO	2	-	-	-	-	-	-	-	-	-	-	-	2	-
Anti-Doping Singapore	ADS	-	-	-	2	-	-	-	-	-	-	-	-	2	-
Venezuela NADO	VEN-NADO	-	-	-	1	-	-	-	-	-	1	-	-	2	-
Bulgarian Anti-doping Center	BUL-NADO	-	-	-	2	-	-	-	-	-	-	-	-	2	-
Hong Kong Anti-Doping Committee	HKG-ADC	-	-	-	2	-	-	-	-	-	-	-	-	2	-
Anti-Doping Agency of Serbia	ADAS	2	-	-	-	-	-	-	-	-	-	-	-	2	-
Anti-Doping department of State Sports Medicine Centre	LAT-NADO	-	-	-	1	-	-	-	-	-	-	-	-	1	-
Hellenic National Council for Combatting Doping	ESKAN	-	-	-	1	-	-	-	-	-	-	-	-	1	-
National Anti-doping Center of Ukraine	NADC Ukraine	-	-	-	1	-	-	-	-	-	-	-	-	1	-
Anti-Doping Commission of Malta	MLT-NADO	-	-	-	1	-	-	-	-	-	-	-	-	1	-
Ecuador NADO	ECU-NADO	-	-	-	1	-	-	-	-	-	-	-	-	1	-
Caribbean RADO	CAR-RADO	-	-	-	1	1	-	-	-	-	-	-	-	1	-
		2068	7	18	1596	6	2	146	-	-	320	-	-	4130	

Table 51: ASOIF Sport - Volleyball

Testing Authority (TA)	ADAMS Code	Urine						Blood						Total Samples	% AAF
		IC			OOC			IC			OOC				
		Samples	ATF	AAF	Samples	ATF	AAF	Samples	ATF	AAF	Samples	ATF	AAF		
International Volleyball Federation	FIVB	380	-	2	145	3	-	4	-	-	103	-	-	632	0.3%
German National Anti-Doping Agency	NADA	49	-	-	145	-	-	-	-	-	2	-	-	196	-
Cuban National Anti-Doping Agency	CUB-NADO	8	-	-	170	-	-	-	-	-	-	-	-	178	-
Italian National Anti-Doping Agency	NADO ITALIA	91	-	-	84	-	-	-	-	-	3	-	-	178	-
China Anti-Doping Agency	CHINADA	84	3	-	81	2	-	-	-	-	-	-	-	165	-
Japan Anti-Doping Agency	JADA	117	1	-	34	-	-	-	-	-	-	-	-	151	-
Romanian National Anti-Doping Agency	ANAD-Romania	52	-	-	97	-	-	-	-	-	-	-	-	149	-
Russian National Anti-Doping Organization	RUSADA	16	-	-	107	-	1	-	-	-	5	-	-	128	0.8%
Poland Commission Against Doping in Sports	PANDA	87	1	-	34	1	-	-	-	-	6	-	-	127	-
US Anti-Doping Agency	USADA	4	-	-	119	-	-	-	-	-	-	-	-	123	-
French Anti-Doping Agency	AFLD-NADO	42	-	1	75	-	-	-	-	-	-	-	-	117	0.9%
Turkish Anti Doping Commission	TADC	113	-	1	-	-	-	-	-	-	-	-	-	113	0.9%
Finnish Anti-Doping Agency	FINADA	51	-	-	48	-	-	4	-	-	5	-	-	108	-
Portugal Anti-Doping Agency	ADoP	93	-	1	14	-	-	-	-	-	-	-	-	107	0.9%
Sports Authority of Thailand	THA-NADO	66	1	-	28	-	-	-	-	-	-	-	-	94	-
European Volleyball Confederation	EUR-VB	91	-	1	-	-	-	-	-	-	-	-	-	91	1.1%
Asian Volleyball Confederation	AVC-VB	88	-	-	-	-	-	-	-	-	-	-	-	88	-
Venezuela NADO	VEN-NADO	40	-	-	3	-	-	-	-	-	40	-	-	83	-
Korea Anti-Doping Agency	KADA	32	-	1	48	-	-	-	-	-	-	-	-	80	1.3%
Qatar Antidoping Commission	QADC	73	-	2	3	-	-	-	-	-	-	-	-	76	2.6%
Canadian Centre for Ethics in Sport	CCES	8	-	-	65	-	-	-	-	-	-	-	-	73	-
Brasilian Authority on Anti-Doping Control	ABCD	54	-	-	5	-	-	6	-	-	4	-	-	69	-
French Community of Belgium NADO	BEL-CFWB	43	-	-	21	-	-	-	-	-	-	-	-	64	-
Colombian NADO	COL-NADO	43	-	-	16	-	-	-	-	-	-	-	-	59	-
Anti-Doping Agency of Serbia	ADAS	58	-	1	-	-	-	-	-	-	-	-	-	58	1.7%
I.R Iran National Anti-Doping Organization	IRI-NADO	55	-	4	-	-	-	-	-	-	-	-	-	55	7.3%
National Anti-Doping Agency Austria GmbH	NADA Austria	4	-	-	42	-	-	-	-	-	8	-	-	54	-
Kazakhstan National Anti-Doping Centre	KAZ-NADO	-	-	-	47	-	-	-	-	-	-	-	-	47	-
Croatian Institute for Toxicology and Anti-Doping	CITA	18	-	-	28	-	-	-	-	-	-	-	-	46	-
Czech Anti-Doping Committee	CADC	37	-	-	8	-	-	-	-	-	-	-	-	45	-
Central America and Caribbean Volleyball Confederation	NORCECA	44	-	-	-	-	-	-	-	-	-	-	-	44	-
Mexican National Anti-Doping Committee	MEX-NADO	6	-	-	35	-	-	-	-	-	-	-	-	41	-
Anti-Doping Norway	ADN	37	-	-	4	-	-	-	-	-	-	-	-	41	-
Comité d'Organisation des Jeux Africains	COJA	39	-	-	-	-	-	-	-	-	-	-	-	39	-
Swedish Sports Confederation	RF	20	-	-	18	-	-	-	-	-	-	-	-	38	-
Spain National Anti-Doping Agency	ESP-NADO	36	1	-	1	1	-	-	-	-	-	-	-	37	-
NADO Flanders	NADOF	36	-	-	-	-	-	-	-	-	-	-	-	36	-
Bulgarian Anti-doping Center	BUL-NADO	20	-	1	15	-	-	-	-	-	1	-	-	36	2.8%
Anti-Doping Denmark	ADD	21	-	1	12	-	-	-	-	-	2	-	-	35	2.9%
Pan American Sports Organization	PASO	34	-	1	-	-	-	-	-	-	-	-	-	34	2.9%
Antidoping Switzerland	SUI-NADO	18	-	-	15	-	1	-	-	-	-	-	-	33	3.0%
Italian Ministry of Health Departement	CVD-Italia	33	-	-	-	-	-	-	-	-	-	-	-	33	-
Saudi Arabian Antidoping Committee	KSA-NADO	28	-	-	-	-	-	-	-	-	-	-	-	28	-
Hellenic National Council for Combatting Doping	ESKAN	28	1	-	-	-	-	-	-	-	-	-	-	28	-
National Anti-Doping Agency of Tunisia	ANAD	12	-	-	15	-	-	-	-	-	-	-	-	27	-
Netherlands Anti-Doping Authority	ADAN	12	-	-	15	-	-	-	-	-	-	-	-	27	-
European Olympic Committees	EOC	27	-	-	-	-	-	-	-	-	-	-	-	27	-
Cyprus Anti-Doping Authority	CYADA	25	-	-	-	-	-	-	-	-	-	-	-	25	-
Oceania RADO	O-RADO	15	-	-	6	-	-	-	-	-	-	-	-	21	-
International University Sport Federation	FISU	20	-	-	-	-	-	-	-	-	-	-	-	20	-
Jamaica Anti-Doping Commission	JADCO	-	-	-	18	-	-	-	-	-	-	-	-	18	-
Chinese Taipei Anti-Doping Agency	CTADA	-	-	-	18	1	-	-	-	-	-	-	-	18	-
South American Volleyball Confederation	CSV-VB	16	-	-	-	-	-	-	-	-	-	-	-	16	-
Slovak Anti-Doping Agency	SADA	16	-	-	-	-	-	-	-	-	-	-	-	16	-
National Anti Doping Agency -India	IND-NADO	16	-	-	-	-	-	-	-	-	-	-	-	16	-
Egyptian National Anti-doping Organization	EGY-NADO	-	-	-	14	-	-	-	-	-	-	-	-	14	-
Africa Zone VI RADO	AFR-RADO-VI	-	-	-	14	-	-	-	-	-	-	-	-	14	-
National Olympic and Sports Association of Iceland	ISL-NADO	12	-	-	2	-	-	-	-	-	-	-	-	14	-
Africa Zone V RADO	AFR-RADO-V	-	-	-	13	-	-	-	-	-	-	-	-	13	-
Anti-Doping Agency of Malaysia	ADAMAS	-	-	-	11	-	-	-	-	-	-	-	-	11	-
Belarus National Anti-Doping Agency	BNADA	-	-	-	11	-	-	-	-	-	-	-	-	11	-
Mexican National Sports Council of Education	MEX-NSCE	-	-	-	9	-	-	-	-	-	-	-	-	9	-
Kuwait Anti-Doping Committee	KUW-NADO	9	-	-	-	-	-	-	-	-	-	-	-	9	-
Comité International des Jeux des îles de l'Océan Indien	CIJ	8	-	-	-	-	-	-	-	-	-	-	-	8	-
Anti-Doping department of State Sports Medicine Centre	LAT-NADO	6	-	-	2	-	-	-	-	-	-	-	-	8	-
South East Asian Games Federation	SEAGF	8	-	-	-	-	-	-	-	-	-	-	-	8	-
Hungarian Anti-Doping Agency	HUNADO	-	-	-	8	-	-	-	-	-	-	-	-	8	-
Africa Zone II & III RADO	AFR-RADO-II-III	-	-	-	8	-	-	-	-	-	-	-	-	8	-
Australian Sports Anti-Doping Authority	ASADA	4	-	-	4	1	-	-	-	-	-	-	-	8	-
Africa Zone IV RADO	AFR-RADO-IV	-	-	-	7	-	-	-	-	-	-	-	-	7	-

2015 Anti-Doping Testing Figures
Samples Analyzed and Reported by Accredited Laboratories in ADAMS

Table 51: ASOIF Sport - Volleyball - continued

Testing Authority (TA)	ADAMS Code	Urine						Blood						Total Samples	% AAF
		IC			OOC			IC			OOC				
		Samples	ATF	AAF	Samples	ATF	AAF	Samples	ATF	AAF	Samples	ATF	AAF		
South Asia RADO	S-ASIA-RADO	-	-	-	7	-	-	-	-	-	-	-	-	7	-
Oman Anti-Doping Committee	OADC	6	-	-	-	-	-	-	-	-	-	-	-	6	-
Anti-Doping Singapore	ADS	-	-	-	6	-	-	-	-	-	-	-	-	6	-
Australia Volleyball Federation	AUS-VB	6	-	-	-	-	-	-	-	-	-	-	-	6	-
Indian Ocean RADO	IND-OCE-RADO	-	-	-	6	-	-	-	-	-	-	-	-	6	-
International Committee of Mediterranean Games	ICMG	4	-	-	-	-	-	-	-	-	-	-	-	4	-
Trinidad and Tobago Olympic Committee	TTOC	4	-	2	-	-	-	-	-	-	-	-	-	4	50.0%
Africa Zone I RADO	AFR-RADO-I	-	-	-	4	-	-	-	-	-	-	-	-	4	-
Drug Free Sport New Zealand	DFSNZ	4	-	-	-	-	-	-	-	-	-	-	-	4	-
Caribbean RADO	CAR-RADO	-	-	-	3	-	-	-	-	-	-	-	-	3	-
Jordan Anti-doping Organization	JADO	-	-	-	3	-	-	-	-	-	-	-	-	3	-
Israeli NADO	ISR-NADO	-	-	-	2	-	-	-	-	-	-	-	-	2	-
Central Asia RADO	RADOCA-RADO	-	-	-	2	-	-	-	-	-	-	-	-	2	-
Estonian Anti-Doping Agency	EADA	-	-	-	2	-	-	-	-	-	-	-	-	2	-
San Marino Standing Committee on Anti-Doping	SMR-NADO	-	-	-	2	-	-	-	-	-	-	-	-	2	-
International Workers Sports Confederation	CSIT	1	-	-	-	-	-	-	-	-	-	-	-	1	-
Hong Kong Anti-Doping Committee	HKG-ADC	-	-	-	1	-	-	-	-	-	-	-	-	1	-
Mauritius Ministry of Youth and Sports Anti-Doping Unit	MRI NADO	-	-	-	1	-	-	-	-	-	-	-	-	1	-
		2528	8	19	1781	9	2	14	-	-	179	-	-	4502	

Table 52: ASOIF Sport - Weightlifting

Testing Authority (TA)	ADAMS Code	Urine						Blood						Total Samples	% AAF
		IC			OOC			IC			OOC				
		Samples	ATF	AAF	Samples	ATF	AAF	Samples	ATF	AAF	Samples	ATF	AAF		
International Weightlifting Federation	IWF	1023	3	48	520	-	25	165	-	-	48	-	-	1756	4.2%
China Anti-Doping Agency	CHINADA	326	2	1	997	46	4	27	1	-	144	2	-	1494	0.3%
National Anti Doping Agency -India	IND-NADO	747	-	47	191	-	7	39	-	-	12	-	-	989	5.5%
Russian National Anti-Doping Organization	RUSADA	300	-	20	273	-	5	-	-	-	57	-	-	630	4.0%
US Anti-Doping Agency	USADA	200	-	13	196	-	-	23	-	-	14	-	-	433	3.0%
German National Anti-Doping Agency	NADA	80	-	1	265	-	-	6	-	-	71	-	-	422	0.2%
Kazakhstan National Anti-Doping Centre	KAZ-NADO	311	-	6	39	-	-	45	-	-	-	-	-	395	1.5%
Turkish Anti Doping Commission	TADC	197	-	-	170	-	-	-	-	-	-	-	-	367	-
Poland Commission Against Doping in Sports	PANDA	110	5	7	156	3	1	6	-	-	70	2	-	342	2.3%
Cuban National Anti-Doping Agency	CUB-NADO	71	-	1	110	-	-	-	-	-	10	-	-	191	0.5%
French Anti-Doping Agency	AFLD-NADO	76	-	1	84	-	1	-	-	-	7	-	-	167	1.2%
Australian Sports Anti-Doping Authority	ASADA	55	-	-	72	2	2	-	-	-	26	-	-	153	1.3%
Sports Authority of Thailand	THA-NADO	86	-	2	56	1	-	-	-	-	-	-	-	142	1.4%
Spain National Anti-Doping Agency	ESP-NADO	34	-	-	44	2	-	14	-	-	29	-	-	121	-
Romanian National Anti-Doping Agency	ANAD-Romania	53	-	1	57	-	-	-	-	-	10	-	-	120	0.8%
Canadian Centre for Ethics in Sport	CCES	93	-	4	13	-	-	-	-	-	9	-	-	115	3.5%
Pan American Sports Organization	PASO	79	12	2	-	-	-	32	-	-	-	-	-	111	1.8%
UK Anti-Doping	UKAD	26	-	1	47	-	-	13	-	-	25	-	-	111	0.9%
Korea Anti-Doping Agency	KADA	55	-	1	46	-	-	5	-	-	-	-	-	106	0.9%
Japan Anti-Doping Agency	JADA	53	2	-	41	3	-	-	-	-	5	-	-	99	-
Anti-Doping Norway	ADN	27	-	1	42	-	1	-	-	-	25	-	-	94	2.1%
Colombian NADO	COL-NADO	46	-	-	18	-	-	7	-	-	21	-	-	92	-
Egyptian National Anti-doping Organization	EGY-NADO	13	-	2	73	-	7	-	-	-	-	-	-	86	10.5%
Swedish Sports Confederation	RF	22	-	-	54	-	2	-	-	-	4	-	-	80	2.5%
World Anti-Doping Agency	WADA-AMA	-	-	-	69	-	1	-	-	-	8	-	-	77	1.3%
Anti-Doping Denmark	ADD	24	-	-	43	-	-	-	-	-	9	-	-	76	-
Finnish Anti-Doping Agency	FINADA	25	-	1	33	-	1	4	-	-	12	-	-	74	2.7%
Comité d'Organisation des Jeux Africains	COJA	53	2	3	-	-	-	9	-	-	-	-	-	62	4.8%
National Anti-Doping Agency Austria GmbH	NADA Austria	41	-	1	18	-	-	-	-	-	2	-	-	61	1.6%
Saudi Arabian Antidoping Committee	KSA-NADO	44	4	1	13	-	-	-	-	-	-	-	-	57	1.8%
Hungarian Anti-Doping Agency	HUNADO	10	-	-	28	-	-	3	-	-	16	-	-	57	-
European Masters Weightlifting Committee	EUR-WL	55	-	6	-	-	-	-	-	-	-	-	-	55	10.9%
Italian National Anti-Doping Agency	NADO ITALIA	30	-	-	23	-	1	-	-	-	-	-	-	53	1.9%
Venezuela NADO	VEN-NADO	15	-	2	28	-	-	-	-	-	9	-	-	52	3.8%
Oceania RADO	O-RADO	32	-	-	18	-	-	-	-	-	-	-	-	50	-
Chinese Taipei Anti-Doping Agency	CTADA	-	-	-	50	2	1	-	-	-	-	-	-	50	2.0%
Chilean National Anti-Doping Commission	CHI-NADO	32	-	2	17	-	-	-	-	-	-	-	-	49	4.1%
Czech Anti-Doping Committee	CADC	20	-	-	16	-	-	-	-	-	11	-	-	47	-
Mexican National Anti-Doping Committee	MEX-NADO	23	1	-	24	-	-	-	-	-	-	-	-	47	-
Thailand Weightlifting Federation	THA WF	45	-	2	-	-	-	-	-	-	-	-	-	45	4.4%
Bulgarian Anti-doping Center	BUL-NADO	24	-	1	13	-	-	-	-	-	4	-	-	41	2.4%
I.R Iran National Anti-Doping Organization	IRI-NADO	5	-	-	33	-	2	-	-	-	-	-	-	38	5.3%
Hellenic National Council for Combatting Doping	ESKAN	31	-	3	3	-	-	-	-	-	-	-	-	34	8.8%
Braslian Authority on Anti-Doping Control	ABCD	22	-	3	4	-	-	4	-	-	4	-	-	34	8.8%
Agency for Anti-Doping Control of Bosnia and Herzegovina	BIH-NADO	20	-	-	14	-	-	-	-	-	-	-	-	34	-
Puerto Rico Anti-Doping Organization	PUR-NADO	-	-	-	26	-	8	-	-	-	-	-	-	26	30.8%
Drug Free Sport New Zealand	DFSNZ	15	-	-	10	-	-	-	-	-	-	-	-	25	-
Africa Zone I RADO	AFR-RADO-I	-	-	-	23	1	-	-	-	-	-	-	-	23	-
Mexican National Sports Council of Education	MEX-NSCE	22	-	1	-	-	-	-	-	-	-	-	-	22	4.5%
Anti-Doping Agency of Malaysia	ADAMAS	-	-	-	19	-	-	-	-	-	-	-	-	19	-
Nigerian National Sports Council	NNSC	-	-	-	19	-	-	-	-	-	-	-	-	19	-
National Anti-Doping Agency of Tunisia	ANAD	15	-	2	4	-	-	-	-	-	-	-	-	19	10.5%
Kuwait Anti-Doping Committee	KUW-NADO	18	-	3	-	-	-	-	-	-	-	-	-	18	16.7%
French Community of Belgium NADO	BEL-CFWB	18	-	-	-	-	-	-	-	-	-	-	-	18	-
Antidoping Switzerland	SUI-NADO	12	1	-	6	-	-	-	-	-	-	-	-	18	-
Eastern Europe RADO	E-EUR-RADO	-	-	-	17	-	-	-	-	-	-	-	-	17	-
Algerian National Anti-Doping Organization	ALG-NADO	6	-	-	11	-	-	-	-	-	-	-	-	17	-
Georgian Anti-Doping Agency	GEO-NADO	5	-	-	11	-	1	-	-	-	-	-	-	16	6.3%
Mongolian Weightlifting Federation	MGL WF	-	-	-	15	-	3	-	-	-	-	-	-	15	20.0%
Anti-Doping Agency of Serbia	ADAS	8	-	-	7	-	-	-	-	-	-	-	-	15	-
Israeli NADO	ISR-NADO	7	-	-	8	-	-	-	-	-	-	-	-	15	-
Irish Sports Council	ISC	10	-	-	4	-	-	-	-	-	-	-	-	14	-
Nicaragua Anti-doping Organization	NCA-NADO	14	-	-	-	-	-	-	-	-	-	-	-	14	-
Sri Lanka Anti Doping Agency	SRI-NADO	13	-	-	-	-	-	-	-	-	-	-	-	13	-
Cyprus Anti-Doping Authority	CYADA	4	-	-	8	-	-	-	-	-	-	-	-	12	-
Commonwealth Games Federation	CGF	12	-	-	-	-	-	-	-	-	-	-	-	12	-
Comité International des Jeux des iles de l'Océan Indien	CIJ	12	-	1	-	-	-	-	-	-	-	-	-	12	8.3%
Central Asia RADO	RADOCA-RADO	-	-	-	11	-	-	-	-	-	-	-	-	11	-
West Asia RADO	W-ASIA-RADO	-	-	-	11	-	2	-	-	-	-	-	-	11	18.2%
Africa Zone IV RADO	AFR-RADO- IV	-	-	-	10	-	-	-	-	-	-	-	-	10	-

2015 Anti-Doping Testing Figures
Samples Analyzed and Reported by Accredited Laboratories in ADAMS

Table 52: ASOIF Sport - Weightlifting - continued

Testing Authority (TA)	ADAMS Code	Urine						Blood						Total Samples	% AAF
		IC			OOC			IC			OOC				
		Samples	ATF	AAF	Samples	ATF	AAF	Samples	ATF	AAF	Samples	ATF	AAF		
Bolivian Sports Organization	ODEBO	10	-	-	-	-	-	-	-	-	-	-	-	10	-
Anti-Doping department of State Sports Medicine Centre	LAT-NADO	-	-	-	9	-	-	-	-	-	1	-	-	10	-
Indian Ocean RADO	IND-OCE-RADO	-	-	-	10	-	1	-	-	-	-	-	-	10	10.0%
Mauritius Ministry of Youth and Sports Anti-Doping Unit	MRI NADO	-	-	-	9	-	1	-	-	-	-	-	-	9	11.1%
Qatar Antidoping Commission	QADC	-	-	-	8	1	-	-	-	-	1	-	-	9	-
Estonian Anti-Doping Agency	EADA	2	-	-	7	-	1	-	-	-	-	-	-	9	11.1%
National Olympic and Sports Association of Iceland	ISL-NADO	3	-	-	5	-	-	-	-	-	-	-	-	8	-
New Caledonia NADO	NCL-NADO	-	-	-	8	-	-	-	-	-	-	-	-	8	-
Lithuanian Anti-Doping Agency	LTU-NADO	-	-	-	7	-	-	-	-	-	-	-	-	7	-
Federacion Dominicana de Medicina del Deporte	FEDOMEDE	-	-	-	6	-	-	-	-	-	-	-	-	6	-
Uruguay Anti-Doping	URU-NADO	5	-	1	-	-	-	-	-	-	-	-	-	5	20.0%
Belarus National Anti-Doping Agency	BNADA	-	-	-	4	-	-	-	-	-	-	-	-	4	-
Ecuador NADO	ECU-NADO	-	-	-	4	-	-	-	-	-	-	-	-	4	-
Anti-Doping Commission of Malta	MLT-NADO	4	-	-	-	-	-	-	-	-	-	-	-	4	-
Guatemala NADO	GUA-OAD	-	-	-	4	-	1	-	-	-	-	-	-	4	25.0%
Hong Kong Anti-Doping Committee	HKG-ADC	-	-	-	3	-	-	-	-	-	1	-	-	4	-
Africa Zone II & III RADO	AFR-RADO-II-III	-	-	-	3	1	-	-	-	-	-	-	-	3	-
Africa Zone V RADO	AFR-RADO-V	-	-	-	3	-	-	-	-	-	-	-	-	3	-
Caribbean RADO	CAR-RADO	-	-	-	3	1	-	-	-	-	-	-	-	3	-
Jordan Anti-doping Organization	JADO	-	-	-	3	-	-	-	-	-	-	-	-	3	-
NADO Flanders	NADOF	-	-	-	3	-	-	-	-	-	-	-	-	3	-
Croatian Institute for Toxicology and Anti-Doping	CITA	-	-	-	2	-	-	-	-	-	-	-	-	2	-
Africa Zone VI RADO	AFR-RADO-VI	-	-	-	2	-	-	-	-	-	-	-	-	2	-
South Asia RADO	S-ASIA-RADO	-	-	-	2	-	-	-	-	-	-	-	-	2	-
Albanian Weightlifting Federation	ALB WF	-	-	-	2	-	-	-	-	-	-	-	-	2	-
Netherlands Anti-Doping Authority	ADAN	-	-	-	2	-	-	-	-	-	-	-	-	2	-
Anti-Doping Singapore	ADS	-	-	-	1	-	-	-	-	-	-	-	-	1	-
South American Power Federation	FESUPO	1	-	-	-	-	-	-	-	-	-	-	-	1	-
Armenian National Anti-Doping Organization	ARM-NADO	-	-	-	1	-	-	-	-	-	-	-	-	1	-
IWF Masters committee	IWF-Master	1	-	1	-	-	-	-	-	-	-	-	-	1	100.0%
National Anti-doping Center of Ukraine	NADC Ukraine	1	-	-	-	-	-	-	-	-	-	-	-	1	-
Peru National Anti-Doping Commission	CONAD PERU	-	-	-	1	-	-	-	-	-	-	-	-	1	-
		4852	32	193	4343	63	79	402	1	-	665	4	-	10262	

Table 53: ASOIF Sport - Wrestling

Testing Authority (TA)	ADAMS Code	Urine						Blood						Total Samples	% AAF
		IC Samples	ATF	AAF	OOB Samples	ATF	AAF	IC Samples	ATF	AAF	OOB Samples	ATF	AAF		
United World Wrestling	UWW	772	9	10	228	1	1	-	-	-	7	-	-	1007	1.1%
China Anti-Doping Agency	CHINADA	246	13	-	402	26	3	10	-	-	26	-	-	684	0.4%
Russian National Anti-Doping Organization	RUSADA	240	3	5	293	-	-	-	-	-	49	-	-	582	0.9%
National Anti Doping Agency -India	IND-NADO	212	-	5	121	-	1	26	-	-	65	-	-	424	1.4%
Cuban National Anti-Doping Agency	CUB-NADO	72	-	-	134	-	-	-	-	-	19	-	-	225	-
Turkish Anti Doping Commission	TADC	143	-	2	75	-	-	-	-	-	-	-	-	218	0.9%
Kazakhstan National Anti-Doping Centre	KAZ-NADO	71	-	2	54	-	-	-	-	-	21	-	-	146	1.4%
Japan Anti-Doping Agency	JADA	114	17	-	32	-	-	-	-	-	-	-	-	146	-
US Anti-Doping Agency	USADA	43	-	1	84	-	-	-	-	-	-	-	-	127	0.8%
Poland Commission Against Doping in Sports	PANDA	11	-	-	99	1	2	-	-	-	12	-	-	122	1.6%
Romanian National Anti-Doping Agency	ANAD-Romania	41	-	-	52	-	-	-	-	-	24	-	-	117	-
Mexican National Anti-Doping Committee	MEX-NADO	43	-	1	63	-	2	-	-	-	-	-	-	106	2.8%
German National Anti-Doping Agency	NADA	48	-	3	51	-	-	-	-	-	4	-	-	103	2.9%
Korea Anti-Doping Agency	KADA	71	-	-	31	-	-	-	-	-	-	-	-	102	-
European Olympic Committees	EOC	64	-	-	-	-	-	24	-	-	-	-	-	88	-
Swedish Sports Confederation	RF	32	-	1	48	-	-	-	-	-	1	-	-	81	1.2%
Bulgarian Anti-doping Center	BUL-NADO	27	-	1	39	-	-	4	-	-	2	-	-	72	1.4%
Pan American Sports Organization	PASO	63	-	4	-	-	-	6	-	-	-	-	-	69	5.8%
Finnish Anti-Doping Agency	FINADA	24	-	-	33	-	-	3	-	-	3	-	-	63	-
Canadian Centre for Ethics in Sport	CCES	33	-	2	27	-	1	-	-	-	2	-	-	62	4.8%
Hungarian Anti-Doping Agency	HUNADO	9	-	-	45	-	-	-	-	-	4	-	-	58	-
Georgian Anti-Doping Agency	GEO-NADO	40	-	-	9	-	-	-	-	-	-	-	-	49	-
Anti-Doping Norway	ADN	7	-	-	18	-	-	1	-	-	17	-	-	43	-
French Anti-Doping Agency	AFLD-NADO	21	-	-	16	-	-	-	-	-	-	-	-	37	-
South African Institute for Drug-Free Sport	SAIDS	27	-	-	3	-	-	-	-	-	-	-	-	30	-
Italian National Anti-Doping Agency	NADO ITALIA	17	-	1	12	-	-	-	-	-	-	-	-	29	3.4%
Sports Authority of Thailand	THA-NADO	28	-	1	-	-	-	-	-	-	-	-	-	28	3.6%
Venezuela NADO	VEN-NADO	9	-	-	18	-	-	-	-	-	-	-	-	27	-
Spain National Anti-Doping Agency	ESP-NADO	16	-	-	4	-	-	4	-	-	2	-	-	26	-
Belarus National Anti-Doping Agency	BNADA	-	-	-	25	4	1	-	-	-	-	-	-	25	4.0%
Anti-Doping Agency of Serbia	ADAS	22	-	1	1	-	-	-	-	-	-	-	-	23	4.3%
Croatian Institute for Toxicology and Anti-Doping	CITA	9	-	-	13	-	1	-	-	-	-	-	-	22	4.5%
National Anti-Doping Agency Austria GmbH	NADA Austria	6	-	-	16	-	-	-	-	-	-	-	-	22	-
National Anti-Doping Agency of Tunisia	ANAD	10	-	-	12	-	-	-	-	-	-	-	-	22	-
Comité d'Organisation des Jeux Africains	COJA	21	3	2	-	-	-	-	-	-	-	-	-	21	9.5%
Central Asia RADO	RADOCA-RADO	-	-	-	21	-	-	-	-	-	-	-	-	21	-
Antidoping Switzerland	SUI-NADO	4	-	-	14	-	-	-	-	-	2	-	-	20	-
Nigerian National Sports Council	NNSC	-	-	-	20	-	-	-	-	-	-	-	-	20	-
Czech Anti-Doping Committee	CADC	13	-	-	5	-	-	-	-	-	2	-	-	20	-
Colombian NADO	COL-NADO	13	-	-	6	-	-	-	-	-	-	-	-	19	-
Africa Zone I RADO	AFR-RADO-I	-	-	-	19	4	-	-	-	-	-	-	-	19	-
Anti-Doping Denmark	ADD	5	-	-	11	-	-	-	-	-	2	-	-	18	-
German Wrestling Federation	GER-WR	16	-	1	-	-	-	-	-	-	-	-	-	16	6.3%
Australian Sports Anti-Doping Authority	ASADA	8	-	-	4	-	-	-	-	-	4	-	-	16	-
World Anti-Doping Agency	WADA-AMA	-	-	-	12	-	-	-	-	-	4	-	-	16	-
Saudi Arabian Antidoping Committee	KSA-NADO	16	1	3	-	-	-	-	-	-	-	-	-	16	18.8%
UK Anti-Doping	UKAD	6	-	-	6	-	-	-	-	-	3	-	-	15	-
International Committee of Mediterranean Games	ICMG	14	-	-	-	-	-	-	-	-	-	-	-	14	-
Slovak Anti-Doping Agency	SADA	6	-	1	6	-	-	-	-	-	-	-	-	12	8.3%
Algerian National Anti-Doping Organization	ALG-NADO	11	-	1	-	-	-	-	-	-	-	-	-	11	9.1%
Portugal Anti-Doping Agency	ADoP	10	-	1	1	-	-	-	-	-	-	-	-	11	9.1%
Egyptian National Anti-doping Organization	EGY-NADO	-	-	-	11	-	-	-	-	-	-	-	-	11	-
Chinese Taipei Anti-Doping Agency	CTADA	-	-	-	10	-	-	-	-	-	-	-	-	10	-
Hellenic National Council for Combatting Doping	ESKAN	5	-	-	5	-	-	-	-	-	-	-	-	10	-
Estonian Anti-Doping Agency	EADA	-	-	-	7	-	-	-	-	-	-	-	-	7	-
Africa Zone V RADO	AFR-RADO-V	-	-	-	6	-	-	-	-	-	-	-	-	6	-
Brazilian Wrestling Confederation	BRA-CBL	6	-	-	-	-	-	-	-	-	-	-	-	6	-
Eastern Europe RADO	E-EUR-RADO	-	-	-	6	-	-	-	-	-	-	-	-	6	-
Senegal Anti-Doping Organization	SEN-NADO	6	-	-	-	-	-	-	-	-	-	-	-	6	-
Anti-Doping department of State Sports Medicine Centre	LAT-NADO	4	-	-	2	-	-	-	-	-	-	-	-	6	-
Suriname Anti-Doping Authority	SUR-NADO	5	-	-	-	-	-	-	-	-	-	-	-	5	-
Lithuanian Anti-Doping Agency	LTU-NADO	3	-	-	2	-	-	-	-	-	-	-	-	5	-
Chilean National Anti-Doping Commission	CHI-NADO	-	-	-	4	-	-	-	-	-	-	-	-	4	-
I.R Iran National Anti-Doping Organization	IRI-NADO	4	-	-	-	-	-	-	-	-	-	-	-	4	-
Cyprus Anti-Doping Authority	CYADA	4	-	-	-	-	-	-	-	-	-	-	-	4	-
National Anti-Doping Commission of Macedonia	MKD-NADO	-	-	-	4	-	-	-	-	-	-	-	-	4	-
Jordan Anti-doping Organization	JADO	-	-	-	3	-	-	-	-	-	-	-	-	3	-
Braslian Authority on Anti-Doping Control	ABCD	-	-	-	1	-	-	-	-	-	1	-	-	2	-
Qatar Antidoping Commission	QADC	-	-	-	2	-	-	-	-	-	-	-	-	2	-
Israeli NADO	ISR-NADO	-	-	-	2	-	-	-	-	-	-	-	-	2	-
West Asia RADO	W-ASIA-RADO	-	-	-	2	-	-	-	-	-	-	-	-	2	-
Africa Zone IV RADO	AFR-RADO-IV	-	-	-	2	-	1	-	-	-	-	-	-	2	50.0%
National Anti-doping Center of Ukraine	NADC Ukraine	-	-	-	1	-	-	-	-	-	-	-	-	1	-
Netherlands Anti-Doping Authority	ADAN	-	-	-	1	-	-	-	-	-	-	-	-	1	-
Slovenian Antidoping Organization	SLOADO	-	-	-	1	-	-	-	-	-	-	-	-	1	-
Albanian Ministry of Tourism, Culture, Youth and Sports	ALB-NADO	-	-	-	1	-	-	-	-	-	-	-	-	1	-
		2771	46	49	2256	36	13	78	0	0	276	0	0	5381	

Table 54: AIOWF Sport - Biathlon

Testing Authority (TA)	ADAMS Code	Urine						Blood						Total Samples	% AAF
		IC Samples	ATF	AAF	IC Samples	ATF	AAF	IC Samples	ATF	AAF	IC Samples	ATF	AAF		
International Biathlon Union	IBU	418		1	207						19			644	0.2%
Russian National Anti-Doping Organization	RUSADA	155			178			5			30			368	0.0%
German National Anti-Doping Agency	NADA	15			128						23			166	0.0%
Anti-Doping Norway	ADN	14			71						37			122	0.0%
Kazakhstan National Anti-Doping Centre	KAZ-NADO	92												92	0.0%
Poland Commission Against Doping in Sports	PANDA	18			35						6			59	0.0%
Canadian Centre for Ethics in Sport	CCES	12			38						3			53	0.0%
Swedish Sports Confederation	RF	11			34						1			46	0.0%
Finnish Anti-Doping Agency	FINADA	12			28			2			3			45	0.0%
National Anti-Doping Agency Austria GmbH	NADA Austria				34		1				7			41	2.4%
French Anti-Doping Agency	AFLD-NADO	40												40	0.0%
Antidoping Switzerland	SUI-NADO	4			24	1					8			36	0.0%
Czech Anti-Doping Committee	CADC	16			12						3			31	0.0%
US Anti-Doping Agency	USADA				22									22	0.0%
Romanian National Anti-Doping Agency	ANAD-Romania	6			15									21	0.0%
Belarus National Anti-Doping Agency	BNADA	1			17									18	0.0%
Bulgarian Anti-doping Center	BUL-NADO	9		1	6						2			17	5.9%
Korea Anti-Doping Agency	KADA	14												14	0.0%
China Anti-Doping Agency	CHINADA				13	1								13	0.0%
UK Anti-Doping	UKAD				10						2			12	0.0%
Estonian Anti-Doping Agency	EADA				12									12	0.0%
Japan Anti-Doping Agency	JADA	8			3									11	0.0%
Slovak Anti-Doping Agency	SADA				7									7	0.0%
Italian National Anti-Doping Agency	NADO ITALIA	3			4									7	0.0%
Anti-Doping department of State Sports Medicine Centre	LAT-NADO	5												5	0.0%
European Olympic Committees	EOC	5												5	0.0%
Agency for Anti-Doping Control of Bosnia and Herzegovina	BIH-NADO				5									5	0.0%
Slovenian Antidoping Organization	SLOADO				2									2	0.0%
Hungarian Anti-Doping Agency	HUNADO				2									2	0.0%
Anti-Doping Agency of Serbia	ADAS	2												2	0.0%
Spain National Anti-Doping Agency	ESP-NADO				1									1	0.0%
Lithuanian Anti-Doping Agency	LTU-NADO				1									1	0.0%
		860	-	2	909	2	1	7	-	-	144	-	-	1920	

Table 55: AIOWF Sport - Bobsleigh

Testing Authority (TA)	ADAMS Code	Urine						Blood						Total Samples	% AAF
		IC Samples	ATF	AAF	IC Samples	ATF	AAF	IC Samples	ATF	AAF	IC Samples	ATF	AAF		
German National Anti-Doping Agency	NADA	13		1	129						51			193	0.5%
Russian National Anti-Doping Organization	RUSADA	52			114		1				9			175	0.6%
International Bobsleigh and Skeleton Federation	IBSF	63			60						13			136	0.0%
US Anti-Doping Agency	USADA				84						9			93	0.0%
Canadian Centre for Ethics in Sport	CCES				51						11			62	0.0%
Romanian National Anti-Doping Agency	ANAD-Romania	15			26									41	0.0%
Antidoping Switzerland	SUI-NADO				33	4					2			35	0.0%
National Anti-Doping Agency Austria GmbH	NADA Austria	8			20									28	0.0%
China Anti-Doping Agency	CHINADA				21	3								21	0.0%
UK Anti-Doping	UKAD				15						6			21	0.0%
Japan Anti-Doping Agency	JADA	5			5									10	0.0%
Anti-Doping department of State Sports Medicine Centre	LAT-NADO				7						1			8	0.0%
World Anti-Doping Agency	WADA-AMA				5						2			7	0.0%
Monaco Anti-Doping Committee	CMA Monaco				5						1			6	0.0%
Czech Anti-Doping Committee	CADC				4									4	0.0%
Italian National Anti-Doping Agency	NADO ITALIA				4									4	0.0%
Slovak Anti-Doping Agency	SADA				2									2	0.0%
Anti-Doping Agency of Serbia	ADAS				2									2	0.0%
French Anti-Doping Agency	AFLD-NADO				2									2	0.0%
Netherlands Anti-Doping Authority	ADAN				2									2	0.0%
NADO Flanders	NADOF				1									1	0.0%
Korea Anti-Doping Agency	KADA				1									1	0.0%
		156	-	1	593	7	1	-	-	-	105	-	-	854	

Table 56: AIOWF Sport - Curling

Testing Authority (TA)	ADAMS Code	Urine						Blood						Total Samples	% AAF
		IC			OOC			IC			OOC				
		Samples	ATF	AAF	Samples	ATF	AAF	Samples	ATF	AAF	Samples	ATF	AAF		
World Curling Federation	WCF	41		1	26									67	1.5%
Russian National Anti-Doping Organization	RUSADA	8			39						4			51	0.0%
US Anti-Doping Agency	USADA	13			19									32	0.0%
Japan Anti-Doping Agency	JADA	14			6	1								20	0.0%
German National Anti-Doping Agency	NADA	6			9									15	0.0%
China Anti-Doping Agency	CHINADA				13									13	0.0%
Swedish Sports Confederation	RF	12												12	0.0%
Korea Anti-Doping Agency	KADA	11												11	0.0%
Canadian Centre for Ethics in Sport	CCES	9			1									10	0.0%
Antidoping Switzerland	SUI-NADO	8												8	0.0%
International University Sport Federation	FISU	8												8	0.0%
Netherlands Anti-Doping Authority	ADAN				5									5	0.0%
Finnish Anti-Doping Agency	FINADA	5												5	0.0%
Czech Anti-Doping Committee	CADC	4												4	0.0%
Italian National Anti-Doping Agency	NADO ITALIA	2												2	0.0%
Anti-Doping department of State Sports Medicine Centre	LAT-NADO	2												2	0.0%
		143	-	1	118	1	-	-	-	-	4	-	-	265	

Table 57: AIOWF Sport - Ice Hockey

Testing Authority (TA)	ADAMS Code	Urine						Blood						Total Samples	% AAF
		IC			OOC			IC			OOC				
		Samples	ATF	AAF	Samples	ATF	AAF	Samples	ATF	AAF	Samples	ATF	AAF		
German National Anti-Doping Agency	NADA	121	-	2	383	-	-	-	-	-	75	-	-	579	0.3%
Russian National Anti-Doping Organization	RUSADA	358	1	3	204	-	-	-	-	-	15	-	-	577	0.5%
Swedish Sports Confederation	RF	109	-	3	247	-	1	-	-	-	-	-	-	356	1.1%
International Ice Hockey Federation	IIHF	232	-	2	56	-	-	-	-	-	-	-	-	288	0.7%
Finnish Anti-Doping Agency	FINADA	92	-	1	103	-	-	8	-	-	12	-	-	215	0.5%
Anti-Doping Norway	ADN	100	-	3	44	-	-	3	-	-	-	-	-	147	2.0%
Antidoping Switzerland	SUI-NADO	64	1	-	65	5	-	-	-	-	-	-	-	129	-
China Anti-Doping Agency	CHINADA	5	-	-	75	-	-	-	-	-	1	-	-	81	-
Poland Commission Against Doping in Sports	PANDA	48	2	1	23	1	-	-	-	-	7	-	-	78	1.3%
National Anti-Doping Agency Austria GmbH	NADA Austria	-	-	-	76	-	-	-	-	-	-	-	-	76	-
Anti-Doping Denmark	ADD	26	-	-	38	-	-	-	-	-	8	-	-	72	-
French Anti-Doping Agency	AFLD-NADO	30	-	1	32	-	-	-	-	-	-	-	-	62	1.6%
Czech Anti-Doping Committee	CADC	44	-	2	12	-	-	-	-	-	3	-	-	59	3.4%
US Anti-Doping Agency	USADA	-	-	-	56	-	-	-	-	-	-	-	-	56	-
Ontario Hockey League	CAN-OHL	41	-	3	8	-	-	-	-	-	-	-	-	49	6.1%
Romanian National Anti-Doping Agency	ANAD-Romania	43	-	-	3	-	-	-	-	-	2	-	-	48	-
Quebec Major Junior Hockey League	CAN-QMJHL	33	-	1	3	-	-	-	-	-	-	-	-	36	2.8%
Western Hockey League	CAN-WHL	27	-	2	9	-	-	-	-	-	-	-	-	36	5.6%
Canadian Centre for Ethics in Sport	CCES	4	-	1	31	-	-	-	-	-	-	-	-	35	2.9%
Netherlands Anti-Doping Authority	ADAN	12	-	-	22	-	-	-	-	-	-	-	-	34	-
Portugal Anti-Doping Agency	ADoP	32	-	-	-	-	-	-	-	-	-	-	-	32	-
South African Institute for Drug-Free Sport	SAIDS	30	-	4	-	-	-	-	-	-	-	-	-	30	13.3%
Turkish Anti Doping Commission	TADC	20	-	-	9	-	-	-	-	-	-	-	-	29	-
Korea Anti-Doping Agency	KADA	28	1	2	1	-	-	-	-	-	-	-	-	29	6.9%
Kazakhstan National Anti-Doping Centre	KAZ-NADO	-	-	-	28	-	-	-	-	-	-	-	-	28	-
Hungarian Anti-Doping Agency	HUNADO	27	-	-	-	-	-	-	-	-	-	-	-	27	-
Slovak Anti-Doping Agency	SADA	21	-	2	-	-	-	-	-	-	-	-	-	21	9.5%
UK Anti-Doping	UKAD	16	-	-	-	-	-	-	-	-	-	-	-	16	-
Italian Ministry of Health Departement	CVD-Italia	16	-	-	-	-	-	-	-	-	-	-	-	16	-
Italian National Anti-Doping Agency	NADO ITALIA	9	-	-	7	-	-	-	-	-	-	-	-	16	-
Japan Anti-Doping Agency	JADA	12	-	-	2	-	-	-	-	-	-	-	-	14	-
Professional Hockey League	-	14	-	-	-	-	-	-	-	-	-	-	-	14	-
Mexican National Anti-Doping Committee	MEX-NADO	-	-	-	12	-	1	-	-	-	-	-	-	12	8.3%
NADO Flanders	NADOF	12	-	-	-	-	-	-	-	-	-	-	-	12	-
European Olympic Committees	EOC	11	-	-	-	-	-	-	-	-	-	-	-	11	-
International University Sport Federation	FISU	6	-	1	-	-	-	-	-	-	3	-	-	9	11.1%
Anti-Doping Agency of Serbia	ADAS	8	-	-	-	-	-	-	-	-	-	-	-	8	-
French Community of Belgium NADO	BEL-CFWB	6	-	-	-	-	-	-	-	-	-	-	-	6	-
Anti-Doping department of State Sports Medicine Centre	LAT-NADO	2	-	-	4	-	-	-	-	-	-	-	-	6	-
Federacion Dominicana de Medicina del Deporte	FEDOMEDE	-	-	-	4	-	-	-	-	-	-	-	-	4	-
National Olympic and Sports Association of Iceland	ISL-NADO	-	-	-	3	-	-	-	-	-	-	-	-	3	-
Central Asia RADO	RADOCA-RADO	-	-	-	3	-	-	-	-	-	-	-	-	3	-
		1659	5	34	1563	6	2	11	-	-	126	-	-	3359	

2015 Anti-Doping Testing Figures
Samples Analyzed and Reported by Accredited Laboratories in ADAMS

Table 58: AIOWF Sport - Luge

Testing Authority (TA)	ADAMS Code	Urine						Blood						Total Samples	% AAF
		IC Samples	IC ATF	IC AAF	IOC Samples	IOC ATF	IOC AAF	IC Samples	IC ATF	IC AAF	IOC Samples	IOC ATF	IOC AAF		
Russian National Anti-Doping Organization	RUSADA	18	-	-	42	-	-	-	-	-	9	-	-	69	-
German National Anti-Doping Agency	NADA	-	-	-	58	-	-	-	-	-	7	-	-	65	-
US Anti-Doping Agency	USADA	25	-	-	37	-	-	-	-	-	-	-	-	62	-
International Luge Federation	FIL	46	-	-	11	-	-	-	-	-	-	-	-	57	-
National Anti-Doping Agency Austria GmbH	NADA Austria	-	-	-	15	-	-	-	-	-	-	-	-	15	-
Kazakhstan National Anti-Doping Centre	KAZ-NADO	-	-	-	14	-	-	-	-	-	-	-	-	14	-
Canadian Centre for Ethics in Sport	CCES	-	-	-	11	-	-	-	-	-	-	-	-	11	-
Anti-Doping department of State Sports Medicine Centre	LAT-NADO	-	-	-	4	-	-	-	-	-	-	-	-	4	-
Anti-Doping Agency of Serbia	ADAS	-	-	-	2	-	-	-	-	-	-	-	-	2	-
Indian Ocean RADO	IND-OCE-RADO	-	-	-	2	-	-	-	-	-	-	-	-	2	-
Japan Anti-Doping Agency	JADA	1	-	-	-	-	-	-	-	-	-	-	-	1	-
Slovak Anti-Doping Agency	SADA	-	-	-	1	-	-	-	-	-	-	-	-	1	-
		90	-	-	197	-	-	-	-	-	16	-	-	303	

Table 59: AIOWF Sport - Skating

Testing Authority (TA)	ADAMS Code	Urine						Blood						Total Samples	% AAF
		IC			OOC			IC			OOC				
		Samples	ATF	AAF	Samples	ATF	AAF	Samples	ATF	AAF	Samples	ATF	AAF		
International Skating Union	ISU	784	3	2	179	1	-	25	-	-	22	-	-	1010	0.2%
German National Anti-Doping Agency	NADA	66	-	-	314	-	-	-	-	-	51	-	-	431	-
Russian National Anti-Doping Organization	RUSADA	193	-	1	201	-	-	10	-	-	26	-	-	430	0.2%
China Anti-Doping Agency	CHINADA	155	7	-	236	6	2	-	-	-	5	-	-	396	0.5%
US Anti-Doping Agency	USADA	71	-	1	134	-	-	-	-	-	6	-	-	211	0.5%
Japan Anti-Doping Agency	JADA	86	4	-	76	3	-	-	-	-	9	-	-	171	-
Netherlands Anti-Doping Authority	ADAN	67	-	-	72	-	-	-	-	-	-	-	-	139	-
Poland Commission Against Doping in Sports	PANDA	56	1	-	48	2	-	7	-	-	10	-	-	121	-
Canadian Centre for Ethics in Sport	CCES	46	-	-	68	-	-	-	-	-	3	-	-	117	-
Anti-Doping Norway	ADN	14	-	-	54	-	-	-	-	-	25	-	-	93	-
Korea Anti-Doping Agency	KADA	49	-	-	18	-	-	-	-	-	-	-	-	67	-
Finnish Anti-Doping Agency	FINADA	20	-	-	30	-	-	-	-	-	6	-	-	56	-
Colombian NADO	COL-NADO	38	-	-	-	-	-	-	-	-	-	-	-	38	-
Italian National Anti-Doping Agency	NADO ITALIA	18	-	-	15	-	-	-	-	-	1	-	-	34	-
Mexican National Anti-Doping Committee	MEX-NADO	-	-	-	33	-	-	-	-	-	-	-	-	33	-
French Anti-Doping Agency	AFLD-NADO	6	-	-	18	-	-	-	-	-	2	-	-	26	-
Hungarian Anti-Doping Agency	HUNADO	13	-	-	11	-	-	-	-	-	2	-	-	26	-
Swedish Sports Confederation	RF	7	-	-	17	-	-	-	-	-	1	-	-	25	-
International University Sport Federation	FISU	22	-	-	-	-	-	-	-	-	-	-	-	22	-
Turkish Anti Doping Commission	TADC	17	-	-	-	-	-	-	-	-	-	-	-	17	-
Czech Anti-Doping Committee	CADC	12	-	-	4	-	-	-	-	-	1	-	-	17	-
Kazakhstan National Anti-Doping Centre	KAZ-NADO	-	-	-	16	-	-	-	-	-	-	-	-	16	-
Antidoping Switzerland	SUI-NADO	-	-	-	13	1	-	-	-	-	3	-	-	16	-
National Anti-Doping Agency Austria GmbH	NADA Austria	-	-	-	16	-	-	-	-	-	-	-	-	16	-
UK Anti-Doping	UKAD	-	-	-	8	-	-	-	-	-	4	-	-	12	-
Venezuela NADO	VEN-NADO	12	-	-	-	-	-	-	-	-	-	-	-	12	-
Spain National Anti-Doping Agency	ESP-NADO	11	-	-	-	-	-	-	-	-	-	-	-	11	-
Cuban National Anti-Doping Agency	CUB-NADO	-	-	-	6	-	-	-	-	-	-	-	-	6	-
Belarus National Anti-Doping Agency	BNADA	-	-	-	5	-	-	-	-	-	-	-	-	5	-
Australian Sports Anti-Doping Authority	ASADA	-	-	-	5	-	-	-	-	-	-	-	-	5	-
South African Institute for Drug-Free Sport	SAIDS	4	-	-	-	-	-	-	-	-	-	-	-	4	-
Portugal Anti-Doping Agency	ADoP	4	-	-	-	-	-	-	-	-	-	-	-	4	-
I.R Iran National Anti-Doping Organization	IRI-NADO	3	-	-	-	-	-	-	-	-	-	-	-	3	-
NADO Flanders	NADOF	-	-	-	3	-	-	-	-	-	-	-	-	3	-
European Olympic Committees	EOC	2	-	-	-	-	-	-	-	-	-	-	-	2	-
Anti-Doping Agency of Serbia	ADAS	2	-	-	-	-	-	-	-	-	-	-	-	2	-
Chilean National Anti-Doping Commission	CHI-NADO	-	-	-	2	-	-	-	-	-	-	-	-	2	-
Guatemala NADO	GUA-OAD	-	-	-	2	-	-	-	-	-	-	-	-	2	-
Hong Kong Anti-Doping Committee	HKG-ADC	-	-	-	1	-	-	-	-	-	-	-	-	1	-
Luxembourg NADO	ALAD	-	-	-	1	-	-	-	-	-	-	-	-	1	-
International Roller Sports Federation	FIRS	-	-	-	1	-	-	-	-	-	-	-	-	1	-
Estonian Anti-Doping Agency	EADA	-	-	-	1	-	-	-	-	-	-	-	-	1	-
		1778	15	4	1608	13	2	42	-	-	177	-	-	3605	

Table 60: AIOWF Sport - Skiing

Testing Authority (TA)	ADAMS Code	Urine						Blood						Total Samples	% AAF
		IC			OOC			IC			OOC				
		Samples	ATF	AAF	Samples	ATF	AAF	Samples	ATF	AAF	Samples	ATF	AAF		
International Ski Federation	FIS	618	1	5	606	5	-	49	-	-	310	-	-	1583	0.3%
Russian National Anti-Doping Organization	RUSADA	257	-	-	268	-	-	15	-	-	64	-	-	604	-
German National Anti-Doping Agency	NADA	40	-	-	463	-	-	-	-	-	53	-	-	556	-
Anti-Doping Norway	ADN	31	-	-	187	-	1	4	-	-	106	-	-	328	0.3%
US Anti-Doping Agency	USADA	114	-	2	189	-	-	-	-	-	9	-	-	312	0.6%
Swedish Sports Confederation	RF	71	-	-	188	-	-	-	-	-	13	-	-	272	-
Kazakhstan National Anti-Doping Centre	KAZ-NADO	227	-	-	23	-	-	-	-	-	-	-	-	250	-
Finnish Anti-Doping Agency	FINADA	69	-	-	137	-	-	2	-	-	32	-	-	240	-
China Anti-Doping Agency	CHINADA	78	4	-	146	3	-	-	-	-	-	-	-	224	-
Antidoping Switzerland	SUI-NADO	32	-	-	136	6	-	-	-	-	40	-	-	208	-
National Anti-Doping Agency Austria GmbH	NADA Austria	-	-	-	144	-	-	-	-	-	24	-	-	168	-
Italian National Anti-Doping Agency	NADO ITALIA	21	-	-	63	-	-	-	-	-	6	-	-	90	-
Japan Anti-Doping Agency	JADA	44	-	1	37	1	-	-	-	-	5	-	-	86	1.2%
Canadian Centre for Ethics in Sport	CCES	25	-	-	59	-	-	-	-	-	-	-	-	84	-
French Anti-Doping Agency	AFLD-NADO	31	-	-	39	-	-	-	-	-	-	-	-	70	-
Poland Commission Against Doping in Sports	PANDA	28	-	-	32	-	-	5	-	-	4	-	-	69	-
Korea Anti-Doping Agency	KADA	43	-	-	13	-	-	-	-	-	-	-	-	56	-
Czech Anti-Doping Committee	CADC	40	-	-	14	-	-	-	-	-	2	-	-	56	-
Spain National Anti-Doping Agency	ESP-NADO	24	-	-	16	-	-	-	-	-	2	-	-	42	-
International University Sport Federation	FISU	36	-	-	-	-	-	-	-	-	-	-	-	36	-
Estonian Anti-Doping Agency	EADA	8	-	-	17	-	-	-	-	-	6	-	-	31	-
Romanian National Anti-Doping Agency	ANAD-Romania	8	-	-	15	1	-	-	-	-	2	-	-	25	-
European Olympic Committees	EOC	22	-	-	-	-	-	-	-	-	-	-	-	22	-
Belarus National Anti-Doping Agency	BNADA	-	-	-	16	-	-	-	-	-	-	-	-	16	-
Turkish Anti Doping Commission	TADC	16	-	-	-	-	-	-	-	-	-	-	-	16	-
Croatian Ski Association	CRO-SKI	12	-	-	-	-	-	-	-	-	-	-	-	12	-
Slovenian Antidoping Organization	SLOADO	-	-	-	11	-	-	-	-	-	-	-	-	11	-
Monaco Anti-Doping Committee	CMA Monaco	-	-	-	10	-	-	-	-	-	1	-	-	11	-
Hungarian Anti-Doping Agency	HUNADO	-	-	-	10	-	-	-	-	-	-	-	-	10	-
Netherlands Anti-Doping Authority	ADAN	8	-	-	1	-	-	-	-	-	-	-	-	9	-
Bulgarian Anti-doping Center	BUL-NADO	6	-	1	3	-	-	-	-	-	-	-	-	9	11.1%
UK Anti-Doping	UKAD	-	-	-	6	-	-	-	-	-	2	-	-	8	-
Slovak Anti-Doping Agency	SADA	-	-	-	7	-	-	-	-	-	-	-	-	7	-
French Community of Belgium NADO	BEL-CFWB	-	-	-	5	-	-	-	-	-	-	-	-	5	-
NADO Flanders	NADOF	-	-	-	4	-	-	-	-	-	-	-	-	4	-
German Youth Force Sports Association	GER-DJK	4	-	-	-	-	-	-	-	-	-	-	-	4	-
Agency for Anti-Doping Control of Bosnia and Herzegovina	BIH-NADO	-	-	-	4	-	-	-	-	-	-	-	-	4	-
West Asia RADO	W-ASIA-RADO	-	-	-	4	-	-	-	-	-	-	-	-	4	-
Andorran National Anti-Doping Commission	AND-NADO	-	-	-	3	-	-	-	-	-	-	-	-	3	-
Anti-Doping Agency of Serbia	ADAS	3	-	-	-	-	-	-	-	-	-	-	-	3	-
Portugal Anti-Doping Agency	ADoP	2	-	-	-	-	-	-	-	-	-	-	-	2	-
Anti-Doping department of State Sports Medicine Centre	LAT-NADO	2	-	-	-	-	-	-	-	-	-	-	-	2	-
Venezuela NADO	VEN-NADO	-	-	-	-	-	-	-	-	-	1	-	-	1	-
Lithuanian Anti-Doping Agency	LTU-NADO	-	-	-	1	-	-	-	-	-	-	-	-	1	-
Luxembourg NADO	ALAD	-	-	-	1	-	-	-	-	-	-	-	-	1	-
		1920	5	9	2878	16	1	75	-	-	682	-	-	5555	

Table 61: ARISF Sport - Air Sports

Testing Authority (TA)	ADAMS Code	Urine						Blood						Total Samples	% AAF
		IC			OOC			IC			OOC				
		Samples	ATF	AAF	Samples	ATF	AAF	Samples	ATF	AAF	Samples	ATF	AAF		
World Air Sports Federation	FAI	33	-	1	14	-	-	-	-	-	-	-	-	47	2%
French Anti-Doping Agency	AFLD-NADO	14	-	-	11	-	-	-	-	-	-	-	-	25	0%
China Anti-Doping Agency	CHINADA	-	-	-	16	-	-	-	-	-	-	-	-	16	0%
Spain National Anti-Doping Agency	ESP-NADO	10	-	1	-	-	-	-	-	-	-	-	-	10	10%
Anti-Doping Norway	ADN	10	-	-	-	-	-	-	-	-	-	-	-	10	0%
German National Anti-Doping Agency	NADA	8	-	-	-	-	-	-	-	-	-	-	-	8	0%
Mexican National Anti-Doping Committee	MEX-NADO	-	-	-	8	-	-	-	-	-	-	-	-	8	0%
Anti-Doping Agency of Serbia	ADAS	4	-	-	-	-	-	-	-	-	-	-	-	4	0%
Romanian National Anti-Doping Agency	ANAD-Romania	4	-	-	-	-	-	-	-	-	-	-	-	4	0%
Czech Anti-Doping Committee	CADC	4	-	-	-	-	-	-	-	-	-	-	-	4	0%
Sports Authority of Thailand	THA-NADO	-	-	-	2	-	1	-	-	-	-	-	-	2	50%
Antidoping Switzerland	SUI-NADO	-	-	-	1	-	-	-	-	-	-	-	-	1	0%
		87	-	2	52	-	1	-	-	-	-	-	-	139	

Table 62: ARISF Sport - American Football

Testing Authority (TA)	ADAMS Code	Urine						Blood						Total Samples	% AAF
		IC			OOC			IC			OOC				
		Samples	ATF	AAF	Samples	ATF	AAF	Samples	ATF	AAF	Samples	ATF	AAF		
Swedish Sports Confederation	RF	48	-	2	109	-	3	-	-	-	-	-	-	157	3.2%
Finnish Anti-Doping Agency	FINADA	41	-	-	56	-	-	4	-	-	7	-	-	108	0.0%
Antidoping Switzerland	SUI-NADO	40	-	1	42	1	-	-	-	-	4	-	-	86	1.2%
Anti-Doping Norway	ADN	31	-	-	12	-	-	-	-	-	-	-	-	43	0.0%
Mexican National Anti-Doping Committee	MEX-NADO	-	-	-	38	-	12	-	-	-	-	-	-	38	31.6%
Anti-Doping Denmark	ADD	18	-	1	16	-	-	-	-	-	4	-	-	38	2.6%
National Anti-Doping Agency Austria GmbH	NADA Austria	12	-	-	24	-	-	-	-	-	-	-	-	36	0.0%
Canadian Centre for Ethics in Sport	CCES	13	-	-	16	-	-	-	-	-	13	-	-	29	0.0%
German National Anti-Doping Agency	NADA	25	-	1	-	-	-	-	-	-	-	-	-	25	4.0%
Anti-Doping Agency of Serbia	ADAS	24	-	1	-	-	-	-	-	-	-	-	-	24	4.2%
International Federation of American Football	IFAF	15	-	-	-	-	-	-	-	-	-	-	-	15	0.0%
French Anti-Doping Agency	AFLD-NADO	-	-	-	14	-	1	-	-	-	-	-	-	14	7.1%
Japan Anti-Doping Agency	JADA	12	-	-	-	-	-	-	-	-	-	-	-	12	0.0%
Italian National Anti-Doping Agency	NADO ITALIA	12	-	-	-	-	-	-	-	-	-	-	-	12	0.0%
Hungarian Anti-Doping Agency	HUNADO	10	-	-	-	-	-	-	-	-	-	-	-	10	0.0%
Spain National Anti-Doping Agency	ESP-NADO	-	-	-	9	-	-	-	-	-	-	-	-	9	0.0%
Czech Anti-Doping Committee	CADC	4	-	-	4	-	-	-	-	-	-	-	-	8	0.0%
Professional Football League	-	6	-	1	-	-	-	-	-	-	-	-	-	6	16.7%
NADO Flanders	NADOF	6	-	1	-	-	-	-	-	-	-	-	-	6	16.7%
Australian Sports Anti-Doping Authority	ASADA	1	-	-	-	-	-	-	-	-	-	-	-	1	0.0%
		318	-	8	340	1	16	4	-	-	15	-	-	677	

Table 63: ARISF Sport - Automobile

Testing Authority (TA)	ADAMS Code	Urine						Blood						Total Samples	% AAF
		IC			OOC			IC			OOC				
		Samples	ATF	AAF	Samples	ATF	AAF	Samples	ATF	AAF	Samples	ATF	AAF		
International Automobile Federation	FIA	115	-	5	9	-	-	-	-	-	6	-	-	130	3.8%
French Anti-Doping Agency	AFLD-NADO	56	-	-	-	-	-	-	-	-	56	-	-	56	0.0%
German National Anti-Doping Agency	NADA	37	-	-	-	-	-	-	-	-	-	-	-	37	0.0%
Spain National Anti-Doping Agency	ESP-NADO	33	-	1	1	-	-	-	-	-	-	-	-	34	2.9%
Brazilian Automobile Confederation	BRA-CBAU	32	-	2	-	-	-	-	-	-	-	-	-	32	6.3%
UK Anti-Doping	UKAD	31	-	3	-	-	-	-	-	-	-	-	-	31	9.7%
Portugal Anti-Doping Agency	ADoP	29	-	3	1	-	-	-	-	-	-	-	-	30	10.0%
Irish Sports Council	ISC	16	-	1	-	-	-	-	-	-	-	-	-	16	6.3%
Antidoping Switzerland	SUI-NADO	12	-	-	-	-	-	-	-	-	-	-	-	12	0.0%
NADO Flanders	NADOF	12	-	1	-	-	-	-	-	-	-	-	-	12	8.3%
Romanian National Anti-Doping Agency	ANAD-Romania	12	-	-	-	-	-	-	-	-	-	-	-	12	0.0%
Czech Anti-Doping Committee	CADC	8	-	-	-	-	-	-	-	-	-	-	-	8	0.0%
Finnish Anti-Doping Agency	FINADA	7	-	1	-	-	-	-	-	-	-	-	-	7	14.3%
French Community of Belgium NADO	BEL-CFWB	6	-	-	-	-	-	-	-	-	-	-	-	6	0.0%
Uruguay Anti-Doping	URU-NADO	5	-	-	-	-	-	-	-	-	-	-	-	5	0.0%
South African Institute for Drug-Free Sport	SAIDS	4	-	-	-	-	-	-	-	-	-	-	-	4	0.0%
Anti-Doping Agency of Serbia	ADAS	4	-	-	-	-	-	-	-	-	-	-	-	4	0.0%
Colombian NADO	COL-NADO	4	-	-	-	-	-	-	-	-	-	-	-	4	0.0%
Turkish Anti Doping Commission	TADC	4	-	-	-	-	-	-	-	-	-	-	-	4	0.0%
Swedish Sports Confederation	RF	4	-	-	-	-	-	-	-	-	-	-	-	4	0.0%
Netherlands Anti-Doping Authority	ADAN	4	-	1	-	-	-	-	-	-	-	-	-	4	25.0%
National Anti-Doping Agency of Tunisia	ANAD	4	-	-	-	-	-	-	-	-	-	-	-	4	0.0%
Africa Zone I RADO	AFR-RADO-I	3	-	-	-	-	-	-	-	-	-	-	-	3	0.0%
British Motor Sport Federation	GBR-MSA	3	-	-	-	-	-	-	-	-	-	-	-	3	0.0%
Anti-Doping department of State Sports Medicine Centre	LAT-NADO	3	-	-	-	-	-	-	-	-	-	-	-	3	0.0%
Slovak Anti-Doping Agency	SADA	3	-	-	-	-	-	-	-	-	-	-	-	3	0.0%
Japan Anti-Doping Agency	JADA	2	-	-	-	-	-	-	-	-	-	-	-	2	0.0%
Luxembourg NADO	ALAD	-	-	-	1	-	-	-	-	-	-	-	-	1	0.0%
		453	-	18	12	-	-	-	-	-	6	-	-	471	

2015 Anti-Doping Testing Figures
Samples Analyzed and Reported by Accredited Laboratories in ADAMS

Table 64: ARISF Sport - Bandy

Testing Authority (TA)	ADAMS Code	Urine						Blood						Total Samples	% AAF
		IC Samples	ATF	AAF	IC Samples	ATF	AAF	IC Samples	ATF	AAF	IC Samples	ATF	AAF		
Swedish Sports Confederation	RF	41	-	2	31	-	-	-	-	-	-	-	-	72	2.8%
Finnish Anti-Doping Agency	FINADA	9	-	-	9	-	-	2	-	-	3	-	-	23	0.0%
International Federation of Bandy	FIB	20	-	-	3	-	-	-	-	-	-	-	23	0.0%	
Anti-Doping Norway	ADN	8	-	-	-	-	-	-	-	-	-	-	8	0.0%	
		78	-	2	43	-	-	2	-	-	3	-	126		

Table 65: ARISF Sport - Baseball

Testing Authority (TA)	ADAMS Code	Urine						Blood						Total Samples	% AAF
		IC Samples	ATF	AAF	IC Samples	ATF	AAF	IC Samples	ATF	AAF	IC Samples	ATF	AAF		
Mexican National Anti-Doping Committee	MEX-NADO	68	-	3	150	-	2	28	-	-	-	-	-	246	2.0%
Nippon Professional Baseball	JPN-NPB	103	4	-	30	11	-	-	-	-	-	-	133	0.0%	
Cuban National Anti-Doping Agency	CUB-NADO	-	-	-	130	-	-	-	-	-	-	-	130	0.0%	
Venezuelan Professional Baseball League	VEN-ProBB	113	-	7	-	-	-	-	-	-	-	-	113	6.2%	
Australian Sports Anti-Doping Authority	ASADA	53	5	5	21	-	-	12	-	-	20	-	106	4.7%	
German National Anti-Doping Agency	NADA	20	-	-	76	-	-	-	-	-	1	-	97	0.0%	
Pan American Sports Organization	PASO	67	7	3	-	-	-	17	-	-	-	-	84	3.6%	
Chinese Taipei Baseball Association	CTBA	50	7	-	24	7	-	-	-	5	-	-	74	0.0%	
World Baseball Softball Confederation	WBSC	45	4	3	26	5	-	-	-	-	-	-	71	4.2%	
Japan Anti-Doping Agency	JADA	24	-	-	31	-	-	-	-	-	-	-	55	0.0%	
Italian National Anti-Doping Agency	NADO ITALIA	26	-	1	14	-	-	4	-	-	-	-	44	2.3%	
Canadian Centre for Ethics in Sport	CCES	3	-	-	39	-	-	-	-	-	1	-	43	0.0%	
Korea Anti-Doping Agency	KADA	13	-	-	24	-	-	-	-	-	-	-	37	0.0%	
Mexican National Sports Council of Education	MEX-NSCE	14	-	3	20	-	-	-	-	-	-	-	34	8.8%	
China Anti-Doping Agency	CHINADA	7	2	-	23	-	-	-	-	-	-	-	30	0.0%	
Chinese Taipei Anti-Doping Agency	CTADA	-	-	-	24	2	-	-	-	-	-	-	24	0.0%	
Italian Ministry of Health Departement	CVD-Italia	20	-	2	-	-	-	-	-	-	-	-	20	10.0%	
Venezuela NADO	VEN-NADO	-	-	-	19	-	-	-	-	-	-	-	19	0.0%	
International University Sport Federation	FISU	17	-	-	-	-	-	-	-	17	-	-	17	0.0%	
US Anti-Doping Agency	USADA	-	-	-	16	-	2	-	-	-	-	-	16	12.5%	
Swedish Sports Confederation	RF	16	-	-	-	-	-	-	-	-	-	-	16	0.0%	
Czech Anti-Doping Committee	CADC	11	-	-	4	-	-	-	-	1	-	-	16	0.0%	
National Anti-Doping Agency Austria GmbH	NADA Austria	6	-	-	9	-	-	-	-	-	-	-	15	0.0%	
Puerto Rico Anti-Doping Organization	PUR-NADO	-	-	-	14	-	2	-	-	-	-	-	14	14.3%	
Federacion Dominicana de Medicina del Deporte	FEDOMEDE	-	-	-	13	-	-	-	-	-	-	-	13	0.0%	
Spain National Anti-Doping Agency	ESP-NADO	12	-	-	1	-	1	-	-	-	-	-	13	7.7%	
French Anti-Doping Agency	AFLD-NADO	-	-	-	10	-	-	-	-	-	-	-	10	0.0%	
Netherlands Anti-Doping Authority	ADAN	4	-	-	5	-	-	-	-	-	-	-	9	0.0%	
Romanian National Anti-Doping Agency	ANAD-Romania	2	-	-	6	-	-	-	-	1	-	-	9	0.0%	
Confederation of European Baseball	CEB	6	-	-	2	-	-	-	-	-	-	-	8	0.0%	
Algerian National Anti-Doping Organization	ALG-NADO	-	-	-	6	-	-	-	-	-	-	-	6	0.0%	
Chinese Taipei Olympic Committee	TPE-NADO	6	-	-	-	-	-	-	-	-	-	-	6	0.0%	
Turkish Anti Doping Commission	TADC	4	-	-	-	-	-	-	-	-	-	-	4	0.0%	
Colombian NADO	COL-NADO	4	-	-	-	-	-	-	-	-	-	-	4	0.0%	
Anti-Doping Agency of Serbia	ADAS	2	-	-	-	-	-	-	-	-	-	-	2	0.0%	
		716	29	27	737	25	7	61	-	-	24	-	1538		

Table 66: ARISF Sport - Basque Pelota

Testing Authority (TA)	ADAMS Code	Urine						Blood						Total Samples	% AAF
		IC Samples	ATF	AAF	IC Samples	ATF	AAF	IC Samples	ATF	AAF	IC Samples	ATF	AAF		
Spain National Anti-Doping Agency	ESP-NADO	16	1	-	21	-	-	-	-	-	-	-	-	37	0.0%
International Federation of Basque Pelota	FIPV	31	-	-	-	-	-	-	-	-	-	-	31	0.0%	
Mexican National Anti-Doping Committee	MEX-NADO	-	-	-	28	-	4	-	-	-	-	-	28	14.3%	
Cuban National Anti-Doping Agency	CUB-NADO	-	-	-	18	-	-	-	-	-	-	-	18	0.0%	
French Anti-Doping Agency	AFLD-NADO	16	-	1	-	-	-	-	-	-	-	-	16	6.3%	
Basque Government	ESP-Vasco	8	-	-	-	-	-	-	-	-	-	-	8	0.0%	
		71	1	1	67	-	4	-	-	-	-	-	138		

Table 67: ARISF Sport - Billiards Sports

Testing Authority (TA)	ADAMS Code	Urine						Blood						Total Samples	% AAF
		IC Samples	IC ATF	IC AAF	OOB Samples	OOB ATF	OOB AAF	IC Samples	IC ATF	IC AAF	OOB Samples	OOB ATF	OOB AAF		
Sports Authority of Thailand	THA-NADO	11	-	-	11	-	-	-	-	-	-	-	-	22	0%
Portugal Anti-Doping Agency	ADoP	22	-	-	-	-	-	-	-	-	-	-	-	22	0.0%
South East Asian Games Federation	SEAGF	18	-	-	-	-	-	-	-	-	-	-	-	18	0.0%
German National Anti-Doping Agency	NADA	16	-	-	-	-	-	-	-	-	-	-	-	16	0.0%
Spain National Anti-Doping Agency	ESP-NADO	13	2	1	-	-	-	-	-	-	-	-	-	13	7.7%
French Anti-Doping Agency	AFLD-NADO	12	-	-	-	-	-	-	-	-	-	-	-	12	0.0%
World Snooker Limited	WSL	12	1	-	-	-	-	-	-	-	-	-	-	12	0.0%
Korea Anti-Doping Agency	KADA	12	-	-	-	-	-	-	-	-	-	-	-	12	0.0%
Anti-Doping Singapore	ADS	11	-	-	-	-	-	-	-	-	-	-	-	11	0.0%
Anti-Doping Agency of Malaysia	ADAMAS	-	-	-	10	-	-	-	-	-	-	-	-	10	0.0%
Netherlands Anti-Doping Authority	ADAN	10	-	3	-	-	-	-	-	-	-	-	-	10	30.0%
Japan Anti-Doping Agency	JADA	9	-	-	-	-	-	-	-	-	-	-	-	9	0.0%
World Confederation of Billiards Sports	WCBS	8	1	1	-	-	-	-	-	-	-	-	-	8	12.5%
Colombian NADO	COL-NADO	7	-	-	-	-	-	-	-	-	-	-	-	7	0.0%
Hong Kong Anti-Doping Committee	HKG-ADC	-	-	-	7	-	-	-	-	-	-	-	-	7	0.0%
European Pocket Billiard Federation	EPBF	6	-	-	-	-	-	-	-	-	-	-	-	6	0.0%
Qatar Antidoping Commission	QADC	-	-	-	6	-	-	-	-	-	-	-	-	6	0.0%
Turkish Anti Doping Commission	TADC	4	-	-	-	-	-	-	-	-	-	-	-	4	0.0%
European Billiards and Snooker Association	EBSA	3	-	-	-	-	-	-	-	-	-	-	-	3	0.0%
Romanian National Anti-Doping Agency	ANAD-Romania	2	-	-	-	-	-	-	-	-	-	-	-	2	0.0%
Brunei Darussalam Anti-Doping Committee	BRU-NADO	-	-	-	2	-	-	-	-	-	-	-	-	2	0.0%
National Anti-Doping Agency Austria GmbH	NADA Austria	-	-	-	1	-	-	-	-	-	-	-	-	1	0.0%
		176	4	5	37	-	-	-	-	-	-	-	-	213	

Table 68: ARISF Sport - Boules Sports

Testing Authority (TA)	ADAMS Code	Urine						Blood						Total Samples	% AAF
		IC Samples	IC ATF	IC AAF	OOB Samples	OOB ATF	OOB AAF	IC Samples	IC ATF	IC AAF	OOB Samples	OOB ATF	OOB AAF		
Sports Authority of Thailand	THA-NADO	42	-	1	16	-	-	-	-	-	-	-	-	58	1.7%
French Anti-Doping Agency	AFLD-NADO	28	-	4	-	-	-	-	-	-	-	-	-	28	14.3%
National Anti Doping Agency -India	IND-NADO	14	-	-	1	-	-	-	-	-	-	-	-	15	0.0%
Anti-Doping Agency of Malaysia	ADAMAS	-	-	-	13	-	-	-	-	-	-	-	-	13	0.0%
German National Anti-Doping Agency	NADA	12	-	-	-	-	-	-	-	-	-	-	-	12	0.0%
International Federation of Pétanque and Provençale Games	FIPJP	8	1	-	-	-	-	-	-	-	-	-	-	8	0.0%
New Caledonia NADO	NCL-NADO	6	1	-	-	-	-	-	-	-	-	-	-	6	0.0%
Spain National Anti-Doping Agency	ESP-NADO	4	-	-	-	-	-	-	-	-	-	-	-	4	0.0%
Canadian Centre for Ethics in Sport	CCES	4	-	-	-	-	-	-	-	-	-	-	-	4	0.0%
Oceania RADO	O-RADO	3	-	-	-	-	-	-	-	-	-	-	-	3	0.0%
Korea Anti-Doping Agency	KADA	3	-	1	-	-	-	-	-	-	-	-	-	3	33.3%
International Federation of Boules Sport	FIB - Boules	3	-	-	-	-	-	-	-	-	-	-	-	3	0.0%
National Anti-Doping Agency of Tunisia	ANAD	-	-	-	3	-	-	-	-	-	-	-	-	3	0.0%
Thailand University Sport Board	THA-UNI	2	-	-	-	-	-	-	-	-	-	-	-	2	0.0%
Brunei Darussalam Anti-Doping Committee	BRU-NADO	-	-	-	1	-	-	-	-	-	-	-	-	1	0.0%
		129	2	6	34	-	-	-	-	-	-	-	-	163	

Table 69: ARISF Sport - Bowling

Testing Authority (TA)	ADAMS Code	Urine						Blood						Total Samples	% AAF
		IC Samples	IC ATF	IC AAF	OOB Samples	OOB ATF	OOB AAF	IC Samples	IC ATF	IC AAF	OOB Samples	OOB ATF	OOB AAF		
Japan Anti-Doping Agency	JADA	23	1	-	-	-	-	-	-	-	-	-	-	23	0%
US Anti-Doping Agency	USADA	-	-	-	22	-	-	-	-	-	-	-	-	22	0%
Korea Anti-Doping Agency	KADA	17	-	-	2	-	-	-	-	-	-	-	-	19	0.0%
Anti-Doping Agency of Malaysia	ADAMAS	-	-	-	19	-	-	-	-	-	-	-	-	19	0.0%
South East Asian Games Federation	SEAGF	15	-	-	-	-	-	-	-	-	-	-	-	15	0.0%
Sports Authority of Thailand	THA-NADO	-	-	-	13	-	-	-	-	-	-	-	-	13	0.0%
Romanian National Anti-Doping Agency	ANAD-Romania	-	-	-	12	-	-	-	-	-	-	-	-	12	0.0%
Mexican National Anti-Doping Committee	MEX-NADO	-	-	-	9	-	-	-	-	-	-	-	-	9	0.0%
German National Anti-Doping Agency	NADA	8	-	-	-	-	-	-	-	-	-	-	-	8	0.0%
World Bowling	WTBA	4	-	-	4	-	-	-	-	-	-	-	-	8	0.0%
Spain National Anti-Doping Agency	ESP-NADO	8	2	-	-	-	-	-	-	-	-	-	-	8	0.0%
Saudi Arabian Antidoping Committee	KSA-NADO	7	-	-	-	-	-	-	-	-	-	-	-	7	0.0%
Canadian Centre for Ethics in Sport	CCES	6	-	-	-	-	-	-	-	-	-	-	-	6	0.0%
Anti-Doping Denmark	ADD	4	-	-	2	-	-	-	-	-	-	-	-	6	0.0%
Netherlands Anti-Doping Authority	ADAN	6	-	-	-	-	-	-	-	-	-	-	-	6	0.0%
Pan American Sports Organization	PASO	5	-	-	-	-	-	-	-	-	-	-	-	5	0.0%
Finnish Anti-Doping Agency	FINADA	5	-	-	-	-	-	-	-	-	-	-	-	5	0.0%
Czech Anti-Doping Committee	CADC	4	-	-	-	-	-	-	-	-	-	-	-	4	0.0%
Anti-Doping Agency of Serbia	ADAS	4	-	-	-	-	-	-	-	-	-	-	-	4	0.0%
Hong Kong Anti-Doping Committee	HKG-ADC	-	-	-	3	-	-	-	-	-	-	-	-	3	0.0%
Oman Anti-Doping Committee	OADC	2	-	-	-	-	-	-	-	-	-	-	-	2	0.0%
Anti-Doping Singapore	ADS	-	-	-	1	-	-	-	-	-	-	-	-	1	0.0%
		118	3	-	87	-	-	-	-	-	-	-	-	205	

2015 Anti-Doping Testing Figures
Samples Analyzed and Reported by Accredited Laboratories in ADAMS

Table 70: ARISF Sport - Bridge

Testing Authority (TA)	ADAMS Code	Urine						Blood						Total Samples	% AAF
		IC Samples	ATF	AAF	OOC Samples	ATF	AAF	IC Samples	ATF	AAF	OOC Samples	ATF	AAF		
World Bridge Federation	WBF	10	-	-	-	-	-	-	-	-	-	-	-	10	0.0%
Turkish Anti Doping Commission	TADC	4	-	-	-	-	-	-	-	-	-	-	-	4	0.0%
Portugal Anti-Doping Agency	ADoP	4	-	-	-	-	-	-	-	-	-	-	-	4	0.0%
Romanian National Anti-Doping Agency	ANAD-Romania	2	-	-	2	-	-	-	-	-	-	-	-	4	0.0%
Italian National Anti-Doping Agency	NADO ITALIA	2	1	-	1	-	-	-	-	-	-	-	-	3	0.0%
Anti-Doping Agency of Serbia	ADAS	2	-	-	-	-	-	-	-	-	-	-	-	2	0.0%
		24	1	-	3	-	-	-	-	-	-	-	-	27	

Table 71: ARISF Sport - Chess

Testing Authority (TA)	ADAMS Code	Urine						Blood						Total Samples	% AAF
		IC Samples	ATF	AAF	OOC Samples	ATF	AAF	IC Samples	ATF	AAF	OOC Samples	ATF	AAF		
German National Anti-Doping Agency	NADA	14	-	-	-	-	-	-	-	-	-	-	-	14	0.0%
World Chess Federation	FIDE	11	-	-	1	-	-	-	-	-	-	-	-	12	0.0%
Portugal Anti-Doping Agency	ADoP	10	-	-	-	-	-	-	-	-	-	-	-	10	0.0%
Spain National Anti-Doping Agency	ESP-NADO	9	-	1	-	-	-	-	-	-	-	-	-	9	11.1%
Romanian National Anti-Doping Agency	ANAD-Romania	6	-	-	2	-	-	-	-	-	-	-	-	8	0.0%
Turkish Anti Doping Commission	TADC	5	-	-	-	-	-	-	-	-	-	-	-	5	0.0%
Sports Authority of Thailand	THA-NADO	-	-	-	4	-	-	-	-	-	-	-	-	4	0.0%
National Anti-Doping Agency Austria GmbH	NADA Austria	4	-	-	-	-	-	-	-	-	-	-	-	4	0.0%
Hungarian Anti-Doping Agency	HUNADO	3	-	-	-	-	-	-	-	-	-	-	-	3	0.0%
Anti-Doping Agency of Serbia	ADAS	1	-	-	-	-	-	-	-	-	-	-	-	1	0.0%
		63	-	1	7	-	-	-	-	-	-	-	-	70	

Table 72: ARISF Sport - Cricket

Testing Authority (TA)	ADAMS Code	Urine						Blood						Total Samples	% AAF
		IC Samples	ATF	AAF	OOC Samples	ATF	AAF	IC Samples	ATF	AAF	OOC Samples	ATF	AAF		
International Cricket Council	ICC	161	2	1	247	-	-	-	-	-	-	-	-	408	0.2%
Board of Control for Cricket in India	IND-BCCI	151	-	-	25	-	-	-	-	-	-	-	-	176	0.0%
Australian Sports Anti-Doping Authority	ASADA	33	-	-	67	1	-	-	-	-	9	-	-	109	0.0%
UK Anti-Doping	UKAD	74	-	-	13	-	-	-	-	-	-	-	-	87	0.0%
South African Institute for Drug-Free Sport	SAIDS	70	-	-	-	-	-	-	-	-	-	-	-	70	0.0%
Jamaica Anti-Doping Commission	JADCO	-	-	-	32	-	-	-	-	-	-	-	-	32	0.0%
Pakistan Cricket Board	PAK-CR	30	-	-	1	-	-	-	-	-	-	-	-	31	0.0%
West Indies Cricket Board	WICB	21	-	-	-	-	-	-	-	-	-	-	-	21	0.0%
Netherlands Anti-Doping Authority	ADAN	8	-	-	8	-	-	-	-	-	-	-	-	16	0.0%
Anti-Doping Organization of Pakistan	ADOPak	12	-	1	2	-	-	-	-	-	-	-	-	14	7.1%
Drug Free Sport New Zealand	DFSNZ	8	2	-	-	-	-	-	-	-	-	-	-	8	0.0%
Bangladesh Cricket Board	BAN-BCB	6	-	-	-	-	-	-	-	-	-	-	-	6	0.0%
Oceania RADO	O-RADO	-	-	-	5	-	-	-	-	-	-	-	-	5	0.0%
Sports Authority of Thailand	THA-NADO	4	-	-	-	-	-	-	-	-	-	-	-	4	0.0%
Canadian Centre for Ethics in Sport	CCES	-	-	-	3	-	-	-	-	-	-	-	-	3	0.0%
Italian National Anti-Doping Agency	NADO ITALIA	2	-	-	-	-	-	-	-	-	-	-	-	2	0.0%
Anti-Doping Agency of Serbia	ADAS	2	-	-	-	-	-	-	-	-	-	-	-	2	0.0%
Romanian National Anti-Doping Agency	ANAD-Romania	1	-	-	-	-	-	-	-	-	-	-	-	1	0.0%
		583	4	2	403	1	-	-	-	-	9	-	-	995	

Table 73: ARISF Sport - DanceSport

Testing Authority (TA)	ADAMS Code	Urine						Blood						Total Samples	% AAF
		IC Samples	ATF	AAF	OOC Samples	ATF	AAF	IC Samples	ATF	AAF	OOC Samples	ATF	AAF		
German National Anti-Doping Agency	NADA	50	-	-	46	-	-	-	-	-	-	-	-	96	0.0%
World DanceSport Federation	WDSF	56	-	2	-	-	-	-	-	-	-	-	-	56	3.6%
Japan Anti-Doping Agency	JADA	30	3	-	-	-	-	-	-	-	-	-	-	30	0.0%
Romanian National Anti-Doping Agency	ANAD-Romania	28	-	-	-	-	-	-	-	-	-	-	-	28	0.0%
Spain National Anti-Doping Agency	ESP-NADO	14	-	-	1	-	1	-	-	-	-	-	-	15	6.7%
World Dance Council	WDC	12	-	-	-	-	-	-	-	-	-	-	-	12	0.0%
Netherlands Anti-Doping Authority	ADAN	12	-	-	-	-	-	-	-	-	-	-	-	12	0.0%
Italian National Anti-Doping Agency	NADO ITALIA	8	-	2	-	-	-	-	-	-	-	-	-	8	25.0%
USA Dance Inc	USAD	8	-	-	-	-	-	-	-	-	-	-	-	8	0.0%
Sports Authority of Thailand	THA-NADO	7	1	1	-	-	-	-	-	-	-	-	-	7	14.3%
Korea Anti-Doping Agency	KADA	7	-	-	-	-	-	-	-	-	-	-	-	7	0.0%
World Rock'n'Roll Confederation	WRRC	6	-	-	-	-	-	-	-	-	-	-	-	6	0.0%
Portugal Anti-Doping Agency	ADoP	4	-	-	-	-	-	-	-	-	-	-	-	4	0.0%
Czech Anti-Doping Committee	CADC	4	-	-	-	-	-	-	-	-	-	-	-	4	0.0%
Finnish Anti-Doping Agency	FINADA	4	-	-	-	-	-	-	-	-	-	-	-	4	0.0%
Anti-Doping Denmark	ADD	4	-	-	-	-	-	-	-	-	-	-	-	4	0.0%
Swedish Sports Confederation	RF	3	-	-	-	-	-	-	-	-	-	-	-	3	0.0%
Russian National Anti-Doping Organization	RUSADA	3	-	1	-	-	-	-	-	-	-	-	-	3	33.3%
National Olympic and Sports Association of Iceland	ISL-NADO	2	-	-	-	-	-	-	-	-	-	-	-	2	0.0%
Anti-Doping Agency of Serbia	ADAS	2	-	-	-	-	-	-	-	-	-	-	-	2	0.0%
Thailand University Sport Board	THA-UNI	1	-	-	-	-	-	-	-	-	-	-	-	1	0.0%
Hungarian Anti-Doping Agency	HUNADO	1	-	-	-	-	-	-	-	-	-	-	-	1	0.0%
		266	4	6	47	-	1	-	-	-	-	-	-	313	

Table 74: ARISF Sport - Floorball

Testing Authority (TA)	ADAMS Code	Urine						Blood						Total Samples	% AAF
		IC			OOC			IC			OOC				
		Samples	ATF	AAF	Samples	ATF	AAF	Samples	ATF	AAF	Samples	ATF	AAF		
Finnish Anti-Doping Agency	FINADA	46	-	-	54	-	-	4	-	-	1	-	-	105	0.0%
International Floorball Federation	IFF	55	-	1	26	-	-	-	-	-	6	-	-	87	1.1%
Swedish Sports Confederation	RF	20	-	1	39	-	-	-	-	-	-	-	-	59	1.7%
Anti-Doping Norway	ADN	46	-	-	-	-	-	-	-	-	-	-	-	46	0.0%
Czech Anti-Doping Committee	CADC	20	-	-	4	-	-	-	-	-	-	-	-	24	0.0%
Anti-Doping Agency of Malaysia	ADAMAS	-	-	-	14	-	-	-	-	-	-	-	-	14	0.0%
South East Asian Games Federation	SEAGF	9	-	-	-	-	-	-	-	-	-	-	-	9	0.0%
Anti-Doping Singapore	ADS	-	-	-	9	-	-	-	-	-	-	-	-	9	0.0%
Antidoping Switzerland	SUI-NADO	8	-	-	-	-	-	-	-	-	-	-	-	8	0.0%
Anti-Doping department of State Sports Medicine Centre	LAT-NADO	8	-	-	-	-	-	-	-	-	-	-	-	8	0.0%
Anti-Doping Denmark	ADD	-	-	-	5	-	-	-	-	-	-	-	-	5	0.0%
Slovak Anti-Doping Agency	SADA	4	-	-	-	-	-	-	-	-	-	-	-	4	0.0%
		216	-	2	151	-	-	4	-	-	7	-	-	378	

Table 75: ARISF Sport - Flying Disc

Testing Authority (TA)	ADAMS Code	Urine						Blood						Total Samples	% AAF
		IC			OOC			IC			OOC				
		Samples	ATF	AAF	Samples	ATF	AAF	Samples	ATF	AAF	Samples	ATF	AAF		
Japan Anti-Doping Agency	JADA	9	-	-	-	-	-	-	-	-	-	-	-	9	0.0%
World Flying Disc Federation	WFDF	3	-	-	3	-	-	-	-	-	-	-	-	6	0.0%
Finnish Anti-Doping Agency	FINADA	4	-	-	-	-	-	-	-	-	-	-	-	4	0.0%
		16	-	-	3	-	-	-	-	-	-	-	-	19	

Table 76: ARISF Sport - Karate

Testing Authority (TA)	ADAMS Code	Urine						Blood						Total Samples	% AAF
		IC			OOC			IC			OOC				
		Samples	ATF	AAF	Samples	ATF	AAF	Samples	ATF	AAF	Samples	ATF	AAF		
Romanian National Anti-Doping Agency	ANAD-Romania	53	-	-	39	-	1	3	-	-	-	-	-	95	1.1%
World Karate Federation	WKF	56	1	1	21	-	-	2	-	-	-	-	-	79	1.3%
Turkish Anti Doping Commission	TADC	55	-	2	1	-	-	-	-	-	-	-	-	56	3.6%
German National Anti-Doping Agency	NADA	17	-	-	33	-	-	-	-	-	-	-	-	50	0.0%
Spain National Anti-Doping Agency	ESP-NADO	33	-	-	12	-	-	-	-	-	4	-	-	49	0.0%
Comité d'Organisation des Jeux Africains	COJA	30	1	-	-	-	-	-	-	-	-	-	-	30	0.0%
European Olympic Committees	EOC	28	-	-	-	-	-	-	-	-	-	-	-	28	0.0%
Anti-Doping Norway	ADN	12	-	-	10	-	-	-	-	-	-	-	-	22	0.0%
Cuban National Anti-Doping Agency	CUB-NADO	-	-	-	22	-	-	-	-	-	-	-	-	22	0.0%
Italian National Anti-Doping Agency	NADO ITALIA	14	-	-	7	-	-	-	-	-	-	-	-	21	0.0%
Mexican National Anti-Doping Committee	MEX-NADO	5	-	-	14	-	1	-	-	-	-	-	-	19	5.3%
Sports Authority of Thailand	THA-NADO	19	-	-	-	-	-	-	-	-	-	-	-	19	0.0%
Japan Anti-Doping Agency	JADA	14	2	-	5	1	-	-	-	-	-	-	-	19	0.0%
Canadian Centre for Ethics in Sport	CCES	15	-	-	3	-	-	-	-	-	-	-	-	18	0.0%
Poland Commission Against Doping in Sports	PANDA	8	-	-	8	-	-	-	-	-	2	-	-	18	0.0%
Egyptian National Anti-doping Organization	EGY-NADO	-	-	-	17	-	1	-	-	-	-	-	-	17	5.9%
National Anti-Doping Agency of Tunisia	ANAD	6	-	-	11	-	-	-	-	-	-	-	-	17	0.0%
National Anti-Doping Agency Austria GmbH	NADA Austria	-	-	-	17	-	-	-	-	-	-	-	-	17	0.0%
Pan American Sports Organization	PASO	14	-	-	-	-	-	2	-	-	-	-	-	16	0.0%
Anti-Doping Agency of Serbia	ADAS	16	-	-	-	-	-	-	-	-	-	-	-	16	0.0%
Saudi Arabian Antidoping Committee	KSA-NADO	16	-	1	-	-	-	-	-	-	-	-	-	16	6.3%
French Community of Belgium NADO	BEL-CFWB	15	-	1	-	-	-	-	-	-	-	-	-	15	6.7%
Agency for Anti-Doping Control of Bosnia and Herzegovina	BIH-NADO	-	-	-	15	-	-	-	-	-	-	-	-	15	0.0%
Kuwait Anti-Doping Committee	KUW-NADO	14	-	1	-	-	-	-	-	-	-	-	-	14	7.1%
Colombian NADO	COL-NADO	13	-	-	-	-	-	-	-	-	-	-	-	13	0.0%
US Anti-Doping Agency	USADA	-	-	-	13	-	-	-	-	-	-	-	-	13	0.0%
Oceania RADO	O-RADO	13	-	-	-	-	-	-	-	-	-	-	-	13	0.0%
NADO Flanders	NADOF	12	-	-	-	-	-	-	-	-	-	-	-	12	0.0%
Portugal Anti-Doping Agency	ADoP	12	-	-	-	-	-	-	-	-	-	-	-	12	0.0%
French Anti-Doping Agency	AFLD-NADO	6	-	-	5	-	-	-	-	-	-	-	-	11	0.0%
Hong Kong Anti-Doping Committee	HKG-ADC	-	-	-	9	-	-	-	-	-	2	-	-	11	0.0%
Africa Zone IV RADO	AFR-RADO-IV	-	-	-	10	-	-	-	-	-	-	-	-	10	0.0%
Antidoping Switzerland	SUI-NADO	4	-	-	6	-	-	-	-	-	-	-	-	10	0.0%
Anti-Doping Agency of Malaysia	ADAMAS	10	-	-	-	-	-	-	-	-	-	-	-	10	0.0%
Netherlands Anti-Doping Authority	ADAN	6	-	-	3	-	-	-	-	-	-	-	-	9	0.0%
I.R Iran National Anti-Doping Organization	IRI-NADO	-	-	-	9	-	1	-	-	-	-	-	-	9	11.1%
Anti-Doping Denmark	ADD	7	-	-	-	-	-	2	-	-	-	-	-	9	0.0%
Italian Ministry of Health Departement	CVD-Italia	8	-	1	-	-	-	-	-	-	-	-	-	8	12.5%
Venezuela NADO	VEN-NADO	8	-	-	-	-	-	-	-	-	-	-	-	8	0.0%
Finnish Anti-Doping Agency	FINADA	6	-	-	2	-	-	-	-	-	-	-	-	8	0.0%
Nigerian National Sports Council	NNSC	-	-	-	7	-	-	-	-	-	-	-	-	7	0.0%
Chilean National Anti-Doping Commission	CHI-NADO	6	-	1	1	-	-	-	-	-	-	-	-	7	14.3%
South African Institute for Drug-Free Sport	SAIDS	-	-	-	6	-	-	-	-	-	-	-	-	6	0.0%
Croatian Institute for Toxicology and Anti-Doping	CITA	6	-	-	-	-	-	-	-	-	-	-	-	6	0.0%
Central Asia RADO	RADOCA-RADO	-	-	-	6	-	1	-	-	-	-	-	-	6	16.7%
Algerian National Anti-Doping Organization	ALG-NADO	5	-	-	-	-	-	-	-	-	-	-	-	5	0.0%
Africa Zone VI RADO	AFR-RADO-VI	-	-	-	5	-	-	-	-	-	-	-	-	5	0.0%
Africa Zone I RADO	AFR-RADO-I	-	-	-	4	2	-	-	-	-	-	-	-	4	0.0%
Lithuanian Anti-Doping Agency	LTU-NADO	4	-	-	-	-	-	-	-	-	-	-	-	4	0.0%

Table 76: ARISF Sport - Karate - continued

Testing Authority (TA)	ADAMS Code	Urine						Blood						Total Samples	% AAF
		IC			OOC			IC			OOC				
		Samples	ATF	AAF	Samples	ATF	AAF	Samples	ATF	AAF	Samples	ATF	AAF		
Czech Anti-Doping Committee	CADC	4	-	-	-	-	-	-	-	-	-	-	-	4	0.0%
Anti-Doping Singapore	ADS	-	-	-	3	-	-	-	-	-	-	-	-	3	0.0%
Africa Zone V RADO	AFR-RADO-V	-	-	-	3	-	-	-	-	-	-	-	-	3	0.0%
West Asia RADO	W-ASIA-RADO	-	-	-	3	-	-	-	-	-	-	-	-	3	0.0%
Hellenic National Council for Combatting Doping	ESKAN	-	-	-	2	-	-	-	-	-	-	-	-	2	0.0%
Irish Sports Council	ISC	2	-	-	-	-	-	-	-	-	-	-	-	2	0.0%
Eastern Europe RADO	E-EUR-RADO	-	-	-	2	-	-	-	-	-	-	-	-	2	0.0%
National Anti-Doping Commission of Macedonia	MKD-NADO	-	-	-	2	-	-	-	-	-	-	-	-	2	0.0%
Estonian Anti-Doping Agency	EADA	-	-	-	2	-	-	-	-	-	-	-	-	2	0.0%
Belarus National Anti-Doping Agency	BNADA	-	-	-	2	-	-	-	-	-	-	-	-	2	0.0%
Hungarian Anti-Doping Agency	HUNADO	-	-	-	1	-	-	-	-	-	-	-	-	1	0.0%
Luxembourg NADO	ALAD	-	-	-	1	-	-	-	-	-	-	-	-	1	0.0%
Slovenian Antidoping Organization	SLOADO	-	-	-	1	-	-	-	-	-	-	-	-	1	0.0%
Albanian Ministry of Tourism, Culture, Youth and Sports	ALB-NADO	-	-	-	1	-	-	-	-	-	-	-	-	1	0.0%
Bulgarian Anti-doping Center	BUL-NADO	-	-	-	1	-	-	-	-	-	-	-	-	1	0.0%
Uruguay Anti-Doping	URU-NADO	-	-	-	1	-	-	-	-	-	-	-	-	1	0.0%
Georgian Anti-Doping Agency	GEO-NADO	-	-	-	1	-	-	-	-	-	-	-	-	1	0.0%
		572	4	8	347	3	5	9	-	-	8	-	-	936	

Table 77: ARISF Sport - Korfball

Testing Authority (TA)	ADAMS Code	Urine						Blood						Total Samples	% AAF
		IC			OOC			IC			OOC				
		Samples	ATF	AAF	Samples	ATF	AAF	Samples	ATF	AAF	Samples	ATF	AAF		
Netherlands Anti-Doping Authority	ADAN	8	-	-	9	-	-	-	-	-	-	-	-	17	0.0%
Royal Belgian Korfball Federation	BEL-KB	8	-	-	-	-	-	-	-	-	-	-	-	8	0.0%
French Community of Belgium NADO	BEL-CFWB	6	-	-	-	-	-	-	-	-	-	-	-	6	0.0%
Czech Anti-Doping Committee	CADC	4	-	-	-	-	-	-	-	-	-	-	-	4	0.0%
International Korfball Federation	IKF	-	-	-	2	-	-	-	-	-	2	-	-	4	0.0%
Portugal Anti-Doping Agency	ADoP	4	-	-	-	-	-	-	-	-	-	-	-	4	0.0%
Anti-Doping Agency of Serbia	ADAS	2	-	-	-	-	-	-	-	-	-	-	-	2	0.0%
		32	-	-	11	-	-	-	-	-	2	-	-	45	

Table 78: ARISF Sport - Life Saving

Testing Authority (TA)	ADAMS Code	Urine						Blood						Total Samples	% AAF
		IC			OOC			IC			OOC				
		Samples	ATF	AAF	Samples	ATF	AAF	Samples	ATF	AAF	Samples	ATF	AAF		
Australian Sports Anti-Doping Authority	ASADA	82	-	-	18	1	-	-	-	-	11	-	-	111	0.0%
German National Anti-Doping Agency	NADA	72	-	-	29	-	-	-	-	-	-	-	-	101	0.0%
Italian National Anti-Doping Agency	NADO ITALIA	19	-	-	1	-	-	-	-	-	-	-	-	20	0.0%
Spain National Anti-Doping Agency	ESP-NADO	14	-	-	-	-	-	-	-	-	-	-	-	14	0.0%
Netherlands Anti-Doping Authority	ADAN	8	-	-	3	-	-	-	-	-	-	-	-	11	0.0%
International Life Saving Federation	ILSF	2	-	-	8	-	-	-	-	-	-	-	-	10	0.0%
French Anti-Doping Agency	AFDL-NADO	2	-	-	4	-	-	-	-	-	-	-	-	6	0.0%
French Community of Belgium NADO	BEL-CFWB	6	-	-	-	-	-	-	-	-	-	-	-	6	0.0%
Spanish Federation of rescue and lifesaving	ESP-LS	5	-	-	-	-	-	-	-	-	-	-	-	5	0.0%
		210	-	-	63	1	-	-	-	-	11	-	-	284	

Table 79: ARISF Sport - Motorcycle Racing

Testing Authority (TA)	ADAMS Code	Urine						Blood						Total Samples	% AAF
		IC			OOC			IC			OOC				
		Samples	ATF	AAF	Samples	ATF	AAF	Samples	ATF	AAF	Samples	ATF	AAF		
International Motorcycling Federation	FIM	96	-	-	22	-	-	3	-	-	11	-	-	132	0.0%
Poland Commission Against Doping in Sports	PANDA	31	-	1	-	-	-	-	-	-	-	-	-	31	3.2%
French Anti-Doping Agency	AFLD-NADO	25	-	2	-	-	-	-	-	-	-	-	-	25	8.0%
US Anti-Doping Agency	USADA	14	-	-	-	-	-	-	-	-	9	-	-	23	0.0%
Portugal Anti-Doping Agency	ADoP	21	-	-	1	-	-	-	-	-	-	-	-	22	0.0%
Irish Sports Council	ISC	22	-	-	-	-	-	-	-	-	-	-	-	22	0.0%
Netherlands Anti-Doping Authority	ADAN	12	-	-	10	-	-	-	-	-	-	-	-	22	0.0%
Anti-Doping Norway	ADN	13	-	-	-	-	-	-	-	-	-	-	-	13	0.0%
NADO Flanders	NADOF	12	-	-	-	-	-	-	-	-	-	-	-	12	0.0%
Japan Anti-Doping Agency	JADA	12	-	-	-	-	-	-	-	-	-	-	-	12	0.0%
French Community of Belgium NADO	BEL-CFWB	12	-	-	-	-	-	-	-	-	-	-	-	12	0.0%
Anti-Doping Denmark	ADD	10	-	2	1	-	-	-	-	-	-	-	-	11	18.2%
Turkish Anti Doping Commission	TADC	10	1	-	-	-	-	-	-	-	-	-	-	10	0.0%
Spain National Anti-Doping Agency	ESP-NADO	10	-	-	-	-	-	-	-	-	-	-	-	10	0.0%
Finnish Anti-Doping Agency	FINADA	10	-	-	-	-	-	-	-	-	-	-	-	10	0.0%
Italian National Anti-Doping Agency	NADO ITALIA	8	-	-	-	-	-	-	-	-	-	-	-	8	0.0%
Mexican federation of Motorcycle Racing	MEX-MR	8	-	2	-	-	-	-	-	-	-	-	-	8	25.0%
Czech Anti-Doping Committee	CADC	8	-	-	-	-	-	-	-	-	-	-	-	8	0.0%
German National Anti-Doping Agency	NADA	6	-	-	-	-	-	-	-	-	-	-	-	6	0.0%
South African Institute for Drug-Free Sport	SAIDS	5	-	-	-	-	-	-	-	-	-	-	-	5	0.0%
Cyprus Anti-Doping Authority	CYADA	5	-	-	-	-	-	-	-	-	-	-	-	5	0.0%
Antidoping Switzerland	SUI-NADO	4	1	-	-	-	-	-	-	-	-	-	-	4	0.0%
Anti-Doping Agency of Serbia	ADAS	4	-	1	-	-	-	-	-	-	-	-	-	4	25.0%
Hungarian Anti-Doping Agency	HUNADO	4	-	-	-	-	-	-	-	-	-	-	-	4	0.0%
Romanian National Anti-Doping Agency	ANAD-Romania	4	-	-	-	-	-	-	-	-	-	-	-	4	0.0%
Brasilian Authority on Anti-Doping Control	ABCD	-	-	-	3	-	-	-	-	-	-	-	-	3	0.0%
Australian Sports Anti-Doping Authority	ASADA	3	-	-	-	-	-	-	-	-	-	-	-	3	0.0%
Anti-Doping department of State Sports Medicine Centre	LAT-NADO	3	-	-	-	-	-	-	-	-	-	-	-	3	0.0%
Guatemala NADO	GUA-OAD	3	-	1	-	-	-	-	-	-	-	-	-	3	33.3%
		375	2	9	37	-	-	3	-	-	20	-	-	435	

Table 80: ARISF Sport - Mountaineering and Climbing

Testing Authority (TA)	ADAMS Code	Urine						Blood						Total Samples	% AAF
		IC			OOC			IC			OOC				
		Samples	ATF	AAF	Samples	ATF	AAF	Samples	ATF	AAF	Samples	ATF	AAF		
Catalan Mountaineering and Climbing Federation	ESP-FEEC	37	-	-	-	-	-	-	-	-	-	-	-	37	0%
Spain National Anti-Doping Agency	ESP-NADO	25	-	-	11	-	-	-	-	-	-	-	-	36	0%
International Climbing and Mountaineering Federation	UIAA	24	-	-	4	-	-	-	-	-	-	-	-	28	0%
Romanian National Anti-Doping Agency	ANAD-Romania	5	-	1	9	-	-	-	-	-	1	-	-	15	6.7%
Japan Anti-Doping Agency	JADA	12	-	-	2	-	-	-	-	-	-	-	-	14	0.0%
French Anti-Doping Agency	AFLD-NADO	12	-	-	-	-	-	-	-	-	-	-	-	12	0.0%
Italian National Anti-Doping Agency	NADO ITALIA	10	-	-	1	-	-	-	-	-	-	-	-	11	0.0%
Korea Anti-Doping Agency	KADA	7	-	-	-	-	-	-	-	-	-	-	-	7	0.0%
Antidoping Switzerland	SUI-NADO	4	-	-	3	-	-	-	-	-	-	-	-	7	0.0%
Basque Government	ESP-Vasco	6	-	-	-	-	-	-	-	-	-	-	-	6	0.0%
German National Anti-Doping Agency	NADA	-	-	-	4	-	-	-	-	-	-	-	-	4	0.0%
Belgian Climbing and Mountaineering Federation	BEL-MOU	2	-	-	-	-	-	-	-	-	-	-	-	2	0.0%
Anti-Doping Denmark	ADD	2	-	-	-	-	-	-	-	-	-	-	-	2	0.0%
National Anti-Doping Agency Austria GmbH	NADA Austria	-	-	-	2	-	-	-	-	-	-	-	-	2	0.0%
		146	-	1	36	-	-	-	-	-	1	-	-	183	

Table 81: ARISF Sport - Netball

Testing Authority (TA)	ADAMS Code	Urine						Blood						Total Samples	% AAF
		IC			OOC			IC			OOC				
		Samples	ATF	AAF	Samples	ATF	AAF	Samples	ATF	AAF	Samples	ATF	AAF		
Australian Sports Anti-Doping Authority	ASADA	42	-	-	83	-	-	-	-	-	-	-	-	125	0%
Sports Authority of Thailand	THA-NADO	8	-	-	17	-	-	-	-	-	-	-	-	25	0%
Jamaica Anti-Doping Commission	JADCO	-	-	-	24	-	-	-	-	-	-	-	-	24	0%
South African Institute for Drug-Free Sport	SAIDS	20	-	-	-	-	-	-	-	-	-	-	-	20	0%
Drug Free Sport New Zealand	DFSNZ	12	-	-	-	-	-	-	-	-	-	-	-	12	0%
Brunei Darussalam Anti-Doping Committee	BRU-NADO	-	-	-	12	-	-	-	-	-	-	-	-	12	0%
International Netball Federation	INF	4	-	-	6	-	-	-	-	-	2	-	-	12	0%
Anti-Doping Agency of Malaysia	ADAMAS	-	-	-	9	-	-	-	-	-	-	-	-	9	0%
Oceania RADO	O-RADO	4	-	-	4	-	-	-	-	-	-	-	-	8	0%
South East Asian Games Federation	SEAGF	6	-	-	-	-	-	-	-	-	-	-	-	6	0%
UK Anti-Doping	UKAD	-	-	-	4	-	-	-	-	-	-	-	-	4	0%
National Anti Doping Agency -India	IND-NADO	4	-	-	-	-	-	-	-	-	-	-	-	4	0%
Anti-Doping Singapore	ADS	-	-	-	3	-	-	-	-	-	-	-	-	3	0%
Africa Zone VI RADO	AFR-RADO-VI	-	-	-	3	-	-	-	-	-	-	-	-	3	0%
Caribbean RADO	CAR-RADO	-	-	-	2	-	-	-	-	-	-	-	-	2	0%
		100	-	-	167	-	-	-	-	-	2	-	-	269	

Table 82: ARISF Sport - Orienteering

Testing Authority (TA)	ADAMS Code	Urine						Blood						Total Samples	% AAF
		IC Samples	IC ATF	IC AAF	OOB Samples	OOB ATF	OOB AAF	IC Samples	IC ATF	IC AAF	OOB Samples	OOB ATF	OOB AAF		
International Orienteering Federation	IOF	64	-	-	2	-	-	-	-	-	-	-	-	66	0%
Anti-Doping Norway	ADN	8	-	-	22	-	-	-	-	-	9	-	-	39	0%
Finnish Anti-Doping Agency	FINADA	15	-	-	21	-	-	-	-	-	1	-	-	37	0%
Antidoping Switzerland	SUI-NADO	3	-	-	14	-	-	-	-	-	9	-	-	26	0%
French Anti-Doping Agency	AFLD-NADO	25	-	1	-	-	-	-	-	-	-	-	-	25	4%
Anti-Doping Denmark	ADD	4	-	-	18	-	-	-	-	-	-	-	-	22	0%
Spain National Anti-Doping Agency	ESP-NADO	22	1	-	-	-	-	-	-	-	-	-	-	22	0%
UK Anti-Doping	UKAD	-	-	-	19	-	-	-	-	-	-	-	-	19	0%
Swedish Sports Confederation	RF	-	-	-	18	-	-	-	-	-	-	-	-	18	0%
Romanian National Anti-Doping Agency	ANAD-Romania	14	-	-	-	-	-	-	-	-	-	-	-	14	0%
China Anti-Doping Agency	CHINADA	3	-	-	11	-	-	-	-	-	-	-	-	14	0%
Czech Anti-Doping Committee	CADC	9	-	-	3	-	-	-	-	-	-	-	-	12	0%
National Anti-Doping Agency Austria GmbH	NADA Austria	-	-	-	9	-	-	-	-	-	-	-	-	9	0%
French Orienteering Federation	FRA - FFCCO	-	-	-	8	-	-	-	-	-	-	-	-	8	0%
Japan Anti-Doping Agency	JADA	8	-	-	-	-	-	-	-	-	-	-	-	8	0%
Portugal Anti-Doping Agency	ADoP	5	-	-	-	-	-	-	-	-	-	-	-	5	0%
Drug Free Sport New Zealand	DFSNZ	4	-	-	-	-	-	-	-	-	-	-	-	4	0%
Hungarian Anti-Doping Agency	HUNADO	4	-	-	-	-	-	-	-	-	-	-	-	4	0%
Colombian NADO	COL-NADO	2	-	-	-	-	-	-	-	-	-	-	-	2	0%
Anti-Doping Agency of Serbia	ADAS	2	-	-	-	-	-	-	-	-	-	-	-	2	0%
Anti-Doping department of State Sports Medicine Centre	LAT-NADO	2	-	-	-	-	-	-	-	-	-	-	-	2	0%
		194	1	1	145	-	-	-	-	-	19	-	-	358	

Table 83: ARISF Sport - Polo

Testing Authority (TA)	ADAMS Code	Urine						Blood						Total Samples	% AAF
		IC Samples	IC ATF	IC AAF	OOB Samples	OOB ATF	OOB AAF	IC Samples	IC ATF	IC AAF	OOB Samples	OOB ATF	OOB AAF		
French Anti-Doping Agency	AFLD-NADO	6	-	-	-	-	-	6	-	-	-	-	-	12	0%
Chilean National Anti-Doping Commission	CHI-NADO	4	-	-	-	-	-	-	-	-	-	-	-	4	0%
Spain National Anti-Doping Agency	ESP-NADO	3	-	-	-	-	-	-	-	-	-	-	-	3	0%
		13	-	-	-	-	-	6	-	-	-	-	-	19	

Table 84: ARISF Sport - Powerboating

Testing Authority (TA)	ADAMS Code	Urine						Blood						Total Samples	% AAF
		IC Samples	IC ATF	IC AAF	OOB Samples	OOB ATF	OOB AAF	IC Samples	IC ATF	IC AAF	OOB Samples	OOB ATF	OOB AAF		
Korea Motorboat Racing Association	KOR-MOTB	120	1	1	-	-	-	-	-	-	-	-	-	120	1%
International Powerboating Union	UIM	25	-	-	7	-	-	-	-	-	-	-	-	32	0%
Spain National Anti-Doping Agency	ESP-NADO	10	-	1	-	-	-	-	-	-	-	-	-	10	10%
Poland Commission Against Doping in Sports	PANDA	6	-	-	-	-	-	-	-	-	-	-	-	6	0%
Italian National Anti-Doping Agency	NADO ITALIA	2	-	-	-	-	-	-	-	-	-	-	-	2	0%
		163	1	2	7	-	-	-	-	-	-	-	-	170	

Table 85: ARISF Sport - Racquetball

Testing Authority (TA)	ADAMS Code	Urine						Blood						Total Samples	% AAF
		IC Samples	IC ATF	IC AAF	OOB Samples	OOB ATF	OOB AAF	IC Samples	IC ATF	IC AAF	OOB Samples	OOB ATF	OOB AAF		
Canadian Centre for Ethics in Sport	CCES	15	-	-	3	-	-	-	-	-	-	-	-	18	0%
US Anti-Doping Agency	USADA	4	-	-	14	-	-	-	-	-	-	-	-	18	0%
Federacion Dominicana de Medicina del Deporte	FEDOMEDE	8	-	-	-	-	-	-	-	-	-	-	-	8	0%
Pan American Sports Organization	PASO	6	-	-	-	-	-	-	-	-	-	-	-	6	0%
Mexican National Anti-Doping Committee	MEX-NADO	-	-	-	5	-	-	-	-	-	-	-	-	5	0%
Cuban National Anti-Doping Agency	CUB-NADO	-	-	-	4	-	-	-	-	-	-	-	-	4	0%
Ecuador NADO	ECU-NADO	-	-	-	3	-	-	-	-	-	-	-	-	3	0%
Mexican Federation of Racquetball	MEX-RB	-	-	-	1	-	-	-	-	-	-	-	-	1	0%
		33	-	-	30	-	-	-	-	-	-	-	-	63	

Table 86: ARISF Sport - Roller Sports

Testing Authority (TA)	ADAMS Code	Urine						Blood						Total Samples	% AAF
		IC Samples	ATF	AAF	OOB Samples	ATF	AAF	IC Samples	ATF	AAF	OOB Samples	ATF	AAF		
Portugal Anti-Doping Agency	ADoP	130	-	1	70	-	-	-	-	-	-	-	-	200	1%
Colombian NADO	COL-NADO	130	-	-	10	-	-	7	-	-	-	-	-	147	0%
International Roller Sports Federation	FIRS	113	1	1	8	-	-	1	-	-	2	-	-	124	1%
German National Anti-Doping Agency	NADA	49	-	1	34	-	-	-	-	-	-	-	-	83	1%
Italian National Anti-Doping Agency	NADO ITALIA	27	-	1	16	-	-	-	-	-	-	-	-	43	2%
Netherlands Anti-Doping Authority	ADAN	27	-	-	8	-	-	-	-	-	-	-	-	35	0%
Spain National Anti-Doping Agency	ESP-NADO	32	-	-	-	-	-	-	-	-	-	-	-	32	0%
Korea Anti-Doping Agency	KADA	18	-	-	-	-	-	-	-	-	-	-	-	18	0%
French Anti-Doping Agency	AFLD-NADO	16	-	-	-	-	-	-	-	-	-	-	-	16	0%
US Anti-Doping Agency	USADA	10	-	-	6	-	-	-	-	-	-	-	-	16	0%
Venezuela NADO	VEN-NADO	-	-	-	15	-	-	-	-	-	-	-	-	15	0%
Czech Anti-Doping Committee	CADC	12	-	-	-	-	-	-	-	-	-	-	-	12	0%
NADO Flanders	NADOF	12	-	-	-	-	-	-	-	-	-	-	-	12	0%
Pan American Sports Organization	PASO	11	-	-	-	-	-	-	-	-	-	-	-	11	0%
National Anti-Doping Agency Austria GmbH	NADA Austria	8	-	-	-	-	-	-	-	-	-	-	-	8	0%
European Confederation of Roller Skating	EUR-ROLL	8	-	-	-	-	-	-	-	-	-	-	-	8	0%
Canadian Centre for Ethics in Sport	CCES	5	-	-	-	-	-	-	-	-	-	-	-	5	0%
Chinese Taipei Anti-Doping Agency	CTADA	2	-	-	2	-	-	-	-	-	-	-	-	4	0%
Chile Hockey and Skating Federation	CHI-FNHP	4	-	-	-	-	-	-	-	-	-	-	-	4	0%
I.R Iran National Anti-Doping Organization	IRI-NADO	3	-	-	-	-	-	-	-	-	-	-	-	3	0%
International University Sport Federation	FISU	-	-	-	3	-	-	-	-	-	-	-	-	3	0%
Chilean National Anti-Doping Commission	CHI-NADO	-	-	-	2	-	-	-	-	-	-	-	-	2	0%
Ecuador NADO	ECU-NADO	2	-	-	-	-	-	-	-	-	-	-	-	2	0%
Total		619	1	4	174	-	-	8	-	-	2	-	-	803	

Table 87: ARISF Sport - Ski Mountaineering

Testing Authority (TA)	ADAMS Code	Urine						Blood						Total Samples	% AAF
		IC Samples	ATF	AAF	OOB Samples	ATF	AAF	IC Samples	ATF	AAF	OOB Samples	ATF	AAF		
International Ski Mountaineering Federation	ISMF	34	-	2	21	-	-	-	-	-	3	-	-	58	3%
Antidoping Switzerland	SUI-NADO	-	-	-	15	-	-	-	-	-	8	-	-	23	0%
German National Anti-Doping Agency	NADA	8	-	-	7	-	-	-	-	-	-	-	-	15	0%
Spain National Anti-Doping Agency	ESP-NADO	5	-	-	-	-	-	-	-	-	-	-	-	5	0%
French Anti-Doping Agency	AFLD-NADO	-	-	-	1	-	-	-	-	-	-	-	-	1	0%
Total		47	-	2	44	-	-	-	-	-	11	-	-	102	

Table 88: ARISF Sport - Softball

Testing Authority (TA)	ADAMS Code	Urine						Blood						Total Samples	% AAF
		IC Samples	ATF	AAF	OOB Samples	ATF	AAF	IC Samples	ATF	AAF	OOB Samples	ATF	AAF		
Japan Anti-Doping Agency	JADA	44	-	1	-	-	-	-	-	-	-	-	-	44	2%
Mexican National Anti-Doping Committee	MEX-NADO	8	-	-	34	-	1	-	-	-	-	-	-	42	2%
Canadian Centre for Ethics in Sport	CCES	4	-	-	38	-	1	-	-	-	-	-	-	42	2%
US Anti-Doping Agency	USADA	-	-	-	34	-	-	-	-	-	-	-	-	34	0%
Sports Authority of Thailand	THA-NADO	8	-	-	24	-	-	-	-	-	-	-	-	32	0%
Cuban National Anti-Doping Agency	CUB-NADO	-	-	-	31	-	-	-	-	-	-	-	-	31	0%
Italian Ministry of Health Departement	CVD-Italia	29	-	-	-	-	-	-	-	-	-	-	-	29	0%
China Anti-Doping Agency	CHINADA	20	-	-	4	-	-	-	-	-	-	-	-	24	0%
Pan American Sports Organization	PASO	24	-	-	-	-	-	-	-	-	-	-	-	24	0%
Korea Anti-Doping Agency	KADA	7	-	-	14	-	-	-	-	-	-	-	-	21	0%
Venezuela NADO	VEN-NADO	16	-	-	-	-	-	-	-	-	-	-	-	16	0%
Colombian NADO	COL-NADO	14	-	-	-	-	-	-	-	-	-	-	-	14	0%
South East Asian Games Federation	SEAGF	13	-	-	-	-	-	-	-	-	-	-	-	13	0%
Czech Anti-Doping Committee	CADC	8	-	-	4	-	-	-	-	1	-	-	-	13	0%
World Baseball Softball Confederation	WBSC	12	-	-	-	-	-	-	-	-	-	-	-	12	0%
Netherlands Anti-Doping Authority	ADAN	8	-	-	3	-	-	-	-	-	-	-	-	11	0%
Chinese Taipei Anti-Doping Agency	CTADA	-	-	-	8	-	-	-	-	-	-	-	-	8	0%
Anti-Doping Agency of Malaysia	ADAMAS	-	-	-	7	-	-	-	-	-	-	-	-	7	0%
Anti-Doping Singapore	ADS	-	-	-	6	-	-	-	-	-	-	-	-	6	0%
Federacion Dominicana de Medicina del Deporte	FEDOMEDE	-	-	-	6	-	1	-	-	-	-	-	-	6	17%
Italian National Anti-Doping Agency	NADO ITALIA	4	-	-	1	-	-	-	-	-	-	-	-	5	0%
Drug Free Sport New Zealand	DFSNZ	2	-	-	3	-	-	-	-	-	-	-	-	5	0%
Turkish Anti Doping Commission	TADC	3	-	-	-	-	-	-	-	-	-	-	-	3	0%
Anti-Doping Agency of Serbia	ADAS	2	-	-	-	-	-	-	-	-	-	-	-	2	0%
Total		226	-	1	217	-	3	-	-	-	1	-	-	444	

Table 89: ARISF Sport - Sport Climbing

Testing Authority (TA)	ADAMS Code	Urine						Blood						Total Samples	% AAF
		IC Samples	IC ATF	IC AAF	OOB Samples	OOB ATF	OOB AAF	IC Samples	IC ATF	IC AAF	OOB Samples	OOB ATF	OOB AAF		
International Federation of Sport Climbing	IFSC	67	-	-	17	-	-	-	-	-	-	-	-	84	0%
German National Anti-Doping Agency	NADA	18	-	-	17	-	-	-	-	-	-	-	-	35	0%
National Anti-Doping Agency Austria GmbH	NADA Austria	6	-	-	14	-	-	-	-	-	-	-	-	20	0%
Japan Anti-Doping Agency	JADA	14	-	-	-	-	-	2	-	-	-	-	-	16	0%
Netherlands Anti-Doping Authority	ADAN	15	-	-	-	-	-	-	-	-	-	-	-	15	0%
Spain National Anti-Doping Agency	ESP-NADO	10	-	-	-	-	-	-	-	-	-	-	-	10	0%
French Community of Belgium NADO	BEL-CFWB	6	-	-	-	-	-	-	-	-	-	-	-	6	0%
Italian Ministry of Health Departement	CVD-Italia	5	-	-	-	-	-	-	-	-	-	-	-	5	0%
Antidoping Switzerland	SUI-NADO	4	-	-	-	-	-	-	-	-	-	-	-	4	0%
Czech Anti-Doping Committee	CADC	4	-	-	-	-	-	-	-	-	-	-	-	4	0%
European Olympic Committees	EOC	4	-	-	-	-	-	-	-	-	-	-	-	4	0%
Portugal Anti-Doping Agency	ADOP	3	-	-	-	-	-	-	-	-	-	-	-	3	0%
Anti-Doping Agency of Serbia	ADAS	2	-	-	-	-	-	-	-	-	-	-	-	2	0%
		158	-	-	48	-	-	2	-	-	-	-	-	208	

Table 90: ARISF Sport - Squash

Testing Authority (TA)	ADAMS Code	Urine						Blood						Total Samples	% AAF
		IC Samples	IC ATF	IC AAF	OOB Samples	OOB ATF	OOB AAF	IC Samples	IC ATF	IC AAF	OOB Samples	OOB ATF	OOB AAF		
World Squash Federation	WSF	6	-	-	39	-	-	-	-	-	2	-	-	47	0%
UK Anti-Doping	UKAD	-	-	-	27	-	-	-	-	-	5	-	-	32	0.0%
French Anti-Doping Agency	AFLD-NADO	27	-	2	5	-	-	-	-	-	-	-	-	32	6.3%
Mexican National Anti-Doping Committee	MEX-NADO	7	-	-	10	-	-	-	-	-	-	-	-	17	0.0%
German National Anti-Doping Agency	NADA	9	-	-	7	-	-	-	-	-	-	-	-	16	0.0%
Netherlands Anti-Doping Authority	ADAN	11	-	-	1	-	-	-	-	-	-	-	-	12	0.0%
Hong Kong Anti-Doping Committee	HKG-ADC	2	-	-	8	1	-	-	-	-	1	-	-	11	0.0%
Colombian NADO	COL-NADO	10	-	-	-	-	-	-	-	-	-	-	-	10	0.0%
Italian National Anti-Doping Agency	NADO ITALIA	9	-	-	-	-	-	-	-	-	-	-	-	9	0.0%
Finnish Anti-Doping Agency	FINADA	4	-	-	5	-	-	-	-	-	-	-	-	9	0.0%
Anti-Doping Agency of Malaysia	ADAMAS	-	-	-	8	-	-	-	-	-	-	-	-	8	0.0%
Canadian Centre for Ethics in Sport	CCES	-	-	-	7	-	-	-	-	-	-	-	-	7	0.0%
Korea Anti-Doping Agency	KADA	7	-	-	-	-	-	-	-	-	-	-	-	7	0.0%
Oceania RADO	O-RADO	4	-	-	3	-	-	-	-	-	-	-	-	7	0.0%
Pan American Sports Organization	PASO	6	-	-	-	-	-	-	-	-	-	-	-	6	0.0%
Spain National Anti-Doping Agency	ESP-NADO	6	-	-	-	-	-	-	-	-	-	-	-	6	0.0%
Japan Anti-Doping Agency	JADA	6	-	-	-	-	-	-	-	-	-	-	-	6	0.0%
Czech Anti-Doping Committee	CADC	6	-	-	-	-	-	-	-	-	-	-	-	6	0.0%
South East Asian Games Federation	SEAGF	5	-	-	-	-	-	-	-	-	-	-	-	5	0.0%
US Anti-Doping Agency	USADA	-	-	-	5	-	-	-	-	-	-	-	-	5	0.0%
Antidoping Switzerland	SUI-NADO	4	-	-	-	-	-	-	-	-	-	-	-	4	0.0%
Anti-Doping Denmark	ADD	-	-	-	4	-	-	-	-	-	-	-	-	4	0.0%
National Anti Doping Agency -India	IND-NADO	2	-	-	2	-	-	-	-	-	-	-	-	4	0.0%
Anti-Doping Singapore	ADS	-	-	-	4	-	-	-	-	-	-	-	-	4	0.0%
Hungarian Anti-Doping Agency	HUNADO	3	-	-	-	-	-	-	-	-	-	-	-	3	0.0%
National Anti-Doping Agency Austria GmbH	NADA Austria	-	-	-	2	-	-	-	-	-	-	-	-	2	0.0%
Bermuda Sport Anti- Doping Authority	BSADA	-	-	-	2	-	-	-	-	-	-	-	-	2	0.0%
Anti-Doping Agency of Serbia	ADAS	-	-	-	2	-	-	-	-	-	-	-	-	2	0.0%
I.R Iran National Anti-Doping Organization	IRI-NADO	2	-	-	-	-	-	-	-	-	-	-	-	2	0.0%
Egyptian National Anti-doping Organization	EGY-NADO	-	-	-	2	-	-	-	-	-	-	-	-	2	0.0%
Ecuador NADO	ECU-NADO	-	-	-	2	-	-	-	-	-	-	-	-	2	0.0%
Irish Sports Council	ISC	2	-	-	-	-	-	-	-	-	-	-	-	2	0.0%
Guatemala NADO	GUA-OAD	-	-	-	1	-	1	-	-	-	-	-	-	1	100%
Guatemala National Olympic Committee	GUA-NOC	-	-	-	1	-	1	-	-	-	-	-	-	1	100%
		138	-	2	147	1	2	-	-	-	8	-	-	293	

Table 91: ARISF Sport - Sumo

Testing Authority (TA)	ADAMS Code	Urine						Blood						Total Samples	% AAF
		IC Samples	IC ATF	IC AAF	OOB Samples	OOB ATF	OOB AAF	IC Samples	IC ATF	IC AAF	OOB Samples	OOB ATF	OOB AAF		
Japan Anti-Doping Agency	JADA	76	7	-	-	-	-	-	-	-	-	-	-	76	0%
International Sumo Federation	IFS-Sumo	38	2	1	21	1	-	-	-	-	-	-	-	59	2%
Poland Commission Against Doping in Sports	PANDA	8	-	3	-	-	-	-	-	-	-	-	-	8	38%
Hungarian Anti-Doping Agency	HUNADO	-	-	-	4	-	-	-	-	-	-	-	-	4	0%
		122	9	4	25	1	-	-	-	-	-	-	-	147	

2015 Anti-Doping Testing Figures
Samples Analyzed and Reported by Accredited Laboratories in ADAMS

Table 92: ARISF Sport - Surfing

Testing Authority (TA)	ADAMS Code	Urine						Blood						Total Samples	% AAF
		IC			OOC			IC			OOC				
		Samples	ATF	AAF	Samples	ATF	AAF	Samples	ATF	AAF	Samples	ATF	AAF		
International Surfing Association	ISA	77	-	1	13	-	-	-	-	-	-	-	-	90	1%
Oceania RADO	O-RADO	7	-	1	-	-	-	-	-	-	-	-	-	7	14%
Portugal Anti-Doping Agency	ADoP	6	-	-	-	-	-	-	-	-	-	-	-	6	0%
South African Institute for Drug-Free Sport	SAIDS	4	-	-	-	-	-	-	-	-	-	-	-	4	0%
Sports Authority of Thailand	THA-NADO	-	-	-	4	-	-	-	-	-	-	-	-	4	0%
Colombian NADO	COL-NADO	4	-	-	-	-	-	-	-	-	-	-	-	4	0%
Spain National Anti-Doping Agency	ESP-NADO	-	-	-	1	-	-	-	-	-	1	-	-	2	0%
Venezuela NADO	VEN-NADO	-	-	-	1	-	-	-	-	-	-	-	-	1	0%
Netherlands Anti-Doping Authority	ADAN	-	-	-	1	-	-	-	-	-	-	-	-	1	0%
		98	-	2	20	-	-	-	-	-	1	-	-	119	

Table 93: ARISF Sport - Tug of War

Testing Authority (TA)	ADAMS Code	Urine						Blood						Total Samples	% AAF
		IC			OOC			IC			OOC				
		Samples	ATF	AAF	Samples	ATF	AAF	Samples	ATF	AAF	Samples	ATF	AAF		
German National Anti-Doping Agency	NADA	10	-	-	27	-	-	-	-	-	-	-	-	37	0%
Tug of War International Federation	TWIF	7	-	1	12	-	-	-	-	-	-	-	-	19	5%
Swedish Sports Confederation	RF	5	-	-	9	-	-	-	-	-	-	-	-	14	0%
Antidoping Switzerland	SUI-NADO	8	-	-	-	-	-	-	-	-	-	-	-	8	0%
Irish Sports Council	ISC	8	-	-	-	-	-	-	-	-	-	-	-	8	0%
Japan Anti-Doping Agency	JADA	7	-	-	-	-	-	-	-	-	-	-	-	7	0%
Anti-Doping Agency of Serbia	ADAS	2	-	-	-	-	-	-	-	-	-	-	-	2	0%
		47	-	1	48	-	-	-	-	-	-	-	-	95	

Table 94: ARISF Sport - Underwater Sports

Testing Authority (TA)	ADAMS Code	Urine						Blood						Total Samples	% AAF
		IC			OOC			IC			OOC				
		Samples	ATF	AAF	Samples	ATF	AAF	Samples	ATF	AAF	Samples	ATF	AAF		
World Underwater Federation	CMAS	99	2	-	24	-	-	-	-	-	1	-	-	124	0.0%
Korea Anti-Doping Agency	KADA	40	-	1	-	-	-	-	-	-	-	-	-	40	2.5%
German National Anti-Doping Agency	NADA	-	-	-	31	-	-	-	-	-	-	-	-	31	0.0%
Italian National Anti-Doping Agency	NADO ITALIA	27	1	1	2	-	-	-	-	-	-	-	-	29	3.4%
China Anti-Doping Agency	CHINADA	8	1	-	20	-	-	-	-	-	-	-	-	28	0.0%
Russian National Anti-Doping Organization	RUSADA	-	-	-	18	-	-	-	-	-	3	-	-	21	0.0%
Colombian NADO	COL-NADO	21	-	-	-	-	-	-	-	-	-	-	-	21	0.0%
Finnish Anti-Doping Agency	FINADA	8	-	-	9	-	-	-	-	-	2	-	-	19	0.0%
International Association for Development of Apnea	AIDA	19	-	-	-	-	-	-	-	-	19	-	-	19	0.0%
International Committee of Mediterranean Games	ICMG	16	-	-	-	-	-	-	-	-	-	-	-	16	0.0%
Hungarian Anti-Doping Agency	HUNADO	6	-	-	2	-	-	-	-	-	-	-	-	8	0.0%
Netherlands Anti-Doping Authority	ADAN	7	-	-	-	-	-	-	-	-	-	-	-	7	0.0%
Turkish Anti Doping Commission	TADC	4	-	-	2	-	-	-	-	-	-	-	-	6	0.0%
Japan Anti-Doping Agency	JADA	6	-	-	-	-	-	-	-	-	-	-	-	6	0.0%
National Anti-Doping Agency of Tunisia	ANAD	-	-	-	5	-	1	-	-	-	-	-	-	5	20.0%
Czech Anti-Doping Committee	CADC	5	-	-	-	-	-	-	-	-	-	-	-	5	0.0%
Anti-Doping Norway	ADN	5	-	-	-	-	-	-	-	-	-	-	-	5	0.0%
Portugal Anti-Doping Agency	ADoP	3	-	-	-	-	-	-	-	-	-	-	-	3	0.0%
Anti-Doping Agency of Serbia	ADAS	2	-	-	-	-	-	-	-	-	-	-	-	2	0.0%
		276	4	2	113	-	1	-	-	-	6	-	-	395	

Table 95: ARISF Sport - Waterskiing

Testing Authority (TA)	ADAMS Code	Urine						Blood						Total Samples	% AAF
		IC			OOC			IC			OOC				
		Samples	ATF	AAF	Samples	ATF	AAF	Samples	ATF	AAF	Samples	ATF	AAF		
International Waterski & Wakeboard Federation	IWWF	64	-	-	18	-	-	1	-	-	-	-	-	83	0%
German National Anti-Doping Agency	NADA	12	-	-	33	-	-	-	-	-	-	-	-	45	0%
Spain National Anti-Doping Agency	ESP-NADO	20	3	-	-	-	-	-	-	-	20	-	-	20	0%
US Anti-Doping Agency	USADA	-	-	-	18	-	-	-	-	-	-	-	-	18	0%
Mexican National Anti-Doping Committee	MEX-NADO	7	-	1	8	-	-	2	-	-	-	-	-	17	6%
Pan American Sports Organization	PASO	13	-	-	-	-	-	-	-	-	-	-	-	13	0%
South East Asian Games Federation	SEAGF	10	-	-	-	-	-	-	-	-	10	-	-	10	0%
Canadian Centre for Ethics in Sport	CCES	3	-	-	5	-	-	-	-	-	-	-	-	8	0%
Anti-Doping Agency of Malaysia	ADAMAS	-	-	-	6	-	-	-	-	-	-	-	-	6	0%
NADO Flanders	NADOF	6	-	1	-	-	-	-	-	-	-	-	-	6	17%
Italian National Anti-Doping Agency	NADO ITALIA	6	-	-	-	-	-	-	-	-	-	-	-	6	0%
Netherlands Anti-Doping Authority	ADAN	6	-	-	-	-	-	-	-	-	-	-	-	6	0%
Colombian NADO	COL-NADO	5	-	-	-	-	-	-	-	-	-	-	-	5	0%
Poland Commission Against Doping in Sports	PANDA	4	-	-	-	-	-	-	-	-	-	-	-	4	0%
International Committee of Mediterranean Games	ICMG	3	-	-	-	-	-	-	-	-	-	-	-	3	0%
Czech Anti-Doping Committee	CADC	3	-	-	-	-	-	-	-	-	-	-	-	3	0%
Sports Authority of Thailand	THA-NADO	-	-	-	2	-	-	-	-	-	-	-	-	2	0%
Anti-Doping Agency of Serbia	ADAS	2	-	-	-	-	-	-	-	-	-	-	-	2	0%
Anti-Doping Singapore	ADS	-	-	-	1	-	-	-	-	-	-	-	-	1	0%
National Anti-Doping Agency Austria GmbH	NADA Austria	-	-	-	1	-	-	-	-	-	-	-	-	1	0%
		164	3	2	92	-	-	3	-	-	-	-	-	259	

2015 Anti-Doping Testing Figures
Samples Analyzed and Reported by Accredited Laboratories in ADAMS

Table 96: ARISF Sport - Wushu

Testing Authority (TA)	ADAMS Code	Urine						Blood						Total Samples	% AAF
		IC			OOC			IC			OOC				
		Samples	ATF	AAF	Samples	ATF	AAF	Samples	ATF	AAF	Samples	ATF	AAF		
China Anti-Doping Agency	CHINADA	54	-	-	40	2	-	-	-	-	-	-	-	94	0%
International Wushu Federation	IWUF	39	-	1	40	3	-	-	-	-	1	-	-	80	1%
South East Asian Games Federation	SEAGF	33	-	-	-	-	-	-	-	-	-	-	-	33	0%
National Anti Doping Agency -India	IND-NADO	14	-	2	15	-	-	-	-	-	-	-	-	29	7%
I.R Iran National Anti-Doping Organization	IRI-NADO	3	-	1	17	-	1	-	-	-	-	-	-	20	10%
Korea Anti-Doping Agency	KADA	17	-	1	1	-	-	-	-	-	-	-	-	18	6%
Anti-Doping Agency of Malaysia	ADAMAS	-	-	-	16	-	-	-	-	-	-	-	-	16	0%
Antidoping Switzerland	SUI-NADO	12	1	-	3	-	-	-	-	-	-	-	-	15	0%
Sports Authority of Thailand	THA-NADO	14	-	-	-	-	-	-	-	-	-	-	-	14	0%
Russian National Anti-Doping Organization	RUSADA	12	-	-	-	-	-	-	-	-	-	-	-	12	0%
Hong Kong Anti-Doping Committee	HKG-ADC	2	-	-	9	-	-	-	-	-	-	-	-	11	0%
French Anti-Doping Agency	AFLD-NADO	8	-	1	-	-	-	-	-	-	-	-	-	8	13%
Netherlands Anti-Doping Authority	ADAN	-	-	-	8	-	-	-	-	-	-	-	-	8	0%
South East Asia RADO	SE-ASIA-RADO	-	-	-	6	-	-	-	-	-	-	-	-	6	0%
NADO Flanders	NADOF	6	-	-	-	-	-	-	-	-	-	-	-	6	0%
Anti-Doping Singapore	ADS	-	-	-	5	-	-	-	-	-	-	-	-	5	0%
Brunei Darussalam Anti-Doping Committee	BRU-NADO	-	-	-	5	-	-	-	-	-	-	-	-	5	0%
Sri Lanka Anti Doping Agency	SRI-NADO	-	-	-	5	-	-	-	-	-	-	-	-	5	0%
West Asia RADO	W-ASIA-RADO	-	-	-	3	-	-	-	-	-	-	-	-	3	0%
Bermuda Sport Anti- Doping Authority	BSADA	-	-	-	3	-	-	-	-	-	-	-	-	3	0%
Portugal Anti-Doping Agency	ADoP	2	-	-	-	-	-	-	-	-	-	-	-	2	0%
Turkish Anti Doping Commission	TADC	2	-	-	-	-	-	-	-	-	-	-	-	2	0%
Central Asia RADO	RADOCA-RADO	-	-	-	1	-	-	-	-	-	-	-	-	1	0%
Brasilian Authority on Anti-Doping Control	ABCD	-	-	-	1	-	-	-	-	-	-	-	-	1	0%
		218	1	6	178	5	1	-	-	-	1	-	-	397	

Table 97: AIMS Sport - Aikido

Testing Authority (TA)	ADAMS Code	Urine						Blood						Total Samples	% AAF
		IC			OOC			IC			OOC				
		Samples	ATF	AAF	Samples	ATF	AAF	Samples	ATF	AAF	Samples	ATF	AAF		
Romanian National Anti-Doping Agency	ANAD-Romania	-	-	-	14	-	-	-	-	-	1	-	-	15	0%
Anti-Doping Agency of Serbia	ADAS	2	-	-	-	-	-	-	-	-	-	-	-	2	0%
		2	-	-	14	-	-	-	-	-	1	-	-	17	

Table 98: AIMS Sport - Bodybuilding

Testing Authority (TA)	ADAMS Code	Urine						Blood						Total Samples	% AAF
		IC			OOC			IC			OOC				
		Samples	ATF	AAF	Samples	ATF	AAF	Samples	ATF	AAF	Samples	ATF	AAF		
Korea Anti-Doping Agency	KADA	94	1	4	313	6	28	11	-	1	-	-	-	418	8%
NADO Flanders	NADOF	36	-	3	130	-	23	-	-	-	-	-	-	166	16%
Japan Anti-Doping Agency	JADA	104	4	2	33	-	1	10	-	-	-	-	-	147	2%
International Federation of Bodybuilding and Fitness	IFBB	120	-	48	10	-	1	-	-	-	-	-	-	130	38%
Turkish Anti Doping Commission	TADC	84	2	19	11	-	3	-	-	-	-	-	-	95	23%
Romanian National Anti-Doping Agency	ANAD-Romania	28	-	2	51	-	5	5	-	-	4	-	-	88	8%
French Anti-Doping Agency	AFLD-NADO	69	-	17	6	-	-	-	-	-	-	-	-	75	23%
Sports Authority of Thailand	THA-NADO	18	-	5	45	-	2	-	-	-	-	-	-	63	11%
Finnish Anti-Doping Agency	FINADA	15	-	-	26	-	2	3	-	-	9	-	-	53	4%
Australian Sports Anti-Doping Authority	ASADA	53	3	1	-	-	-	-	-	-	-	-	-	53	2%
Poland Commission Against Doping in Sports	PANDA	37	3	12	2	-	-	-	-	-	1	-	-	40	30%
Anti-Doping Agency of Malaysia	ADAMAS	11	-	2	26	1	2	-	-	-	-	-	-	37	11%
International Natural Bodybuilding Association	INBA	34	2	2	-	-	-	-	-	-	-	-	-	34	6%
Venezuela NADO	VEN-NADO	-	-	-	29	-	6	-	-	-	-	-	-	29	21%
Slovak Anti-Doping Agency	SADA	22	-	2	6	-	-	-	-	-	-	-	-	28	7%
Oceania RADO	O-RADO	20	-	1	8	-	-	-	-	-	-	-	-	28	4%
China Anti-Doping Agency	CHINADA	8	-	2	18	-	-	-	-	-	1	-	-	27	7%
Asian Federation of Bodybuilding & Fitness	AFBF	23	-	6	-	-	-	4	-	-	-	-	-	27	22%
Egyptian National Anti-doping Organization	EGY-NADO	-	-	-	22	-	18	-	-	-	-	-	-	22	82%
Swedish Bodybuilding and Fitness Federation	SWE-BB	20	-	7	1	-	1	-	-	-	-	-	-	21	38%
Czech Anti-Doping Committee	CADC	13	-	5	5	-	-	-	-	-	1	-	-	19	26%
Hong Kong Anti-Doping Committee	HKG-ADC	6	-	1	12	1	-	-	-	-	-	-	-	18	6%
Macau Sport Development Institute	MAC-NADO	-	-	-	15	3	1	-	-	-	-	-	-	15	7%
Catalan Bodybuilding Federation	ESP-FCF	14	-	3	-	-	-	-	-	-	-	-	-	14	21%
Jordan Anti-doping Organization	JADO	8	-	5	4	-	-	-	-	-	-	-	-	12	42%
Bermuda Sport Anti- Doping Authority	BSADA	5	-	-	6	-	-	-	-	-	-	-	-	11	0%
Italian Ministry of Health Department	CVD-Italia	9	-	-	-	-	-	-	-	-	-	-	-	9	0%
Estonian Anti-Doping Agency	EADA	8	-	-	-	-	-	-	-	-	-	-	-	8	0%
South African Institute for Drug-Free Sport	SAIDS	8	-	4	-	-	-	-	-	-	-	-	-	8	50%
Spanish Federation of Bodybuilding and Fitness	ESP-BB	7	-	1	1	-	-	-	-	-	-	-	-	8	13%
Natural Physique Association	GBR-NPA	8	-	-	-	-	-	-	-	-	-	-	-	8	0%
Hungarian Anti-Doping Agency	HUNADO	-	-	-	6	-	-	-	-	-	1	-	-	7	0%
Guatemala NADO	GUA-OAD	6	-	1	1	-	1	-	-	-	-	-	-	7	29%
Anti-Doping Norway	ADN	6	-	4	-	-	-	-	-	-	-	-	-	6	67%
Croatian Institute for Toxicology and Anti-Doping	CITA	3	-	1	3	-	1	-	-	-	-	-	-	6	33%
Bulgarian Anti-doping Center	BUL-NADO	3	-	-	3	-	1	-	-	-	-	-	-	6	17%
Russian National Anti-Doping Organization	RUSADA	6	-	1	-	-	-	-	-	-	-	-	-	6	17%
Mongolian Bodybuilding Fitness Federation	MGL-BY	1	-	-	5	-	5	-	-	-	-	-	-	6	83%
Bahrain Anti-Doping Committee	BRN-NADO	-	-	-	5	-	-	-	-	-	-	-	-	5	0%
Anti-Doping Agency of Serbia	ADAS	2	-	-	2	-	-	-	-	-	-	-	-	4	0%
Estonian Bodybuilding and Fitness Federation	EST-BAF	3	-	-	-	-	-	-	-	-	-	-	-	3	0%
National Anti-Doping Agency of Tunisia	ANAD	3	-	-	-	-	-	-	-	-	-	-	-	3	0%
Caribbean RADO	CAR-RADO	-	-	-	3	-	-	-	-	-	-	-	-	3	0%
West Asia RADO	W-ASIA-RADO	-	-	-	2	-	-	-	-	-	-	-	-	2	0%
World Bodybuilding & Physique Sports Federation	WBPF	2	-	-	-	-	-	-	-	-	-	-	-	2	0%
Kazakhstan National Anti-Doping Centre	KAZ-NADO	-	-	-	2	-	1	-	-	-	-	-	-	2	50%
United Arab Emirates National Anti-doping Committee	UAE-NADO	-	-	-	2	-	1	-	-	-	-	-	-	2	50%
Sri Lanka Anti Doping Agency	SRI-NADO	2	-	1	-	-	-	-	-	-	-	-	-	2	50%
National Anti Doping Agency -India	IND-NADO	-	-	-	1	-	-	-	-	-	-	-	-	1	0%
Anti-Doping department of State Sports Medicine Centre	LAT-NADO	-	-	-	1	-	-	-	-	-	-	-	-	1	0%
Jamaica Anti-Doping Commission	JADCO	-	-	-	1	-	-	-	-	-	-	-	-	1	0%
Hellenic National Council for Combatting Doping	ESKAN	-	-	-	1	-	-	-	-	-	-	-	-	1	0%
		919	15	162	818	11	103	33	-	1	17	-	-	1787	

Table 99: AIMS Sport - Casting

Testing Authority (TA)	ADAMS Code	Urine						Blood						Total Samples	% AAF
		IC Samples	ATF	AAF	OOB Samples	ATF	AAF	IC Samples	ATF	AAF	OOB Samples	ATF	AAF		
International Fresh Water Sport Fishing Federation	FIPS-ed	16	-	1	2	-	-	-	-	-	-	-	-	18	6%
Portugal Anti-Doping Agency	ADoP	14	-	-	-	-	-	-	-	-	-	-	-	14	0%
Spain National Anti-Doping Agency	ESP-NADO	12	-	3	-	-	-	-	-	-	-	-	-	12	25%
Romanian National Anti-Doping Agency	ANAD-Romania	4	-	-	3	-	-	-	-	-	-	-	-	7	0%
International Fly Sport Fishing Federation	FIPS-Mouche	2	-	-	2	-	-	-	-	-	-	-	-	4	0%
Italian National Anti-Doping Agency	NADO ITALIA	4	-	-	-	-	-	-	-	-	-	-	-	4	0%
International Casting Sport Federation	ICSF	3	-	-	-	-	-	-	-	-	-	-	-	3	0%
International Federation of Sea Fishing Sport	FIPS-M	1	-	-	1	-	-	-	-	-	-	-	-	2	0%
Africa Zone VI RADO	AFR-RADO-VI	2	-	1	-	-	-	-	-	-	-	-	-	2	50%
Slovak Anti-Doping Agency	SADA	2	-	-	-	-	-	-	-	-	-	-	-	2	0%
Anti-Doping Agency of Serbia	ADAS	2	-	-	-	-	-	-	-	-	-	-	-	2	0%
		62	-	5	8	-	-	-	-	-	-	-	70		

Table 100: AIMS Sport - Cheer

Testing Authority (TA)	ADAMS Code	Urine						Blood						Total Samples	% AAF
		IC Samples	ATF	AAF	OOB Samples	ATF	AAF	IC Samples	ATF	AAF	OOB Samples	ATF	AAF		
International Cheer Union	ICU	30	-	1	-	-	-	-	-	-	-	-	-	30	3%
Anti-Doping Norway	ADN	11	-	-	12	-	1	-	-	-	2	-	-	25	4%
International Federation of Cheerleading	IFC	6	-	-	-	-	-	-	-	-	-	-	-	6	0%
Swedish Sports Confederation	RF	-	-	-	4	-	-	-	-	-	-	-	-	4	0%
		47	-	1	16	-	1	-	-	-	2	-	-	65	

Table 101: AIMS Sport - Darts

Testing Authority (TA)	ADAMS Code	Urine						Blood						Total Samples	% AAF
		IC Samples	ATF	AAF	OOB Samples	ATF	AAF	IC Samples	ATF	AAF	OOB Samples	ATF	AAF		
UK Anti-Doping	UKAD	31	-	3	-	-	-	-	-	-	-	-	-	31	10%
Netherlands Anti-Doping Authority	ADAN	11	-	-	-	-	-	-	-	-	-	-	-	11	0%
Australian Sports Anti-Doping Authority	ASADA	8	-	-	-	-	-	-	-	-	-	-	-	8	0%
Turkish Anti Doping Commission	TADC	6	-	-	-	-	-	-	-	-	-	-	-	6	0%
Swedish Sports Confederation	RF	4	-	-	-	-	-	-	-	-	-	-	-	4	0%
Brasilian Authority on Anti-Doping Control	ABCD	-	-	-	1	-	-	-	-	-	1	-	-	2	0%
Anti-Doping Agency of Serbia	ADAS	2	-	-	-	-	-	-	-	-	-	-	-	2	0%
China Anti-Doping Agency	CHINADA	2	-	-	-	-	-	-	-	-	-	-	-	2	0%
		64	-	3	1	-	-	-	-	-	1	-	-	66	

Table 102: AIMS Sport - Dragon Boat

Testing Authority (TA)	ADAMS Code	Urine						Blood						Total Samples	% AAF
		IC Samples	ATF	AAF	OOB Samples	ATF	AAF	IC Samples	ATF	AAF	OOB Samples	ATF	AAF		
Sports Authority of Thailand	THA-NADO	-	-	-	28	-	-	-	-	-	-	-	-	28	0%
International Dragon Boat Federation	IDBF	7	-	-	13	-	-	-	-	-	-	-	-	20	0%
South East Asian Games Federation	SEAGF	12	-	-	-	-	-	-	-	-	-	-	-	12	0%
Hungarian Anti-Doping Agency	HUNADO	8	-	-	-	-	-	-	-	-	-	-	-	8	0%
Japan Anti-Doping Agency	JADA	8	2	-	-	-	-	-	-	-	-	-	-	8	0%
Anti-Doping Singapore	ADS	-	-	-	5	-	-	-	-	-	-	-	-	5	0%
		35	2	-	46	-	-	-	-	-	-	-	-	81	

Table 103: AIMS Sport - Draughts

Testing Authority (TA)	ADAMS Code	Urine						Blood						Total Samples	% AAF
		IC Samples	ATF	AAF	OOB Samples	ATF	AAF	IC Samples	ATF	AAF	OOB Samples	ATF	AAF		
World Draughts Federation	FMJD	7	-	1	5	-	-	-	-	-	-	-	-	12	8%
Portugal Anti-Doping Agency	ADoP	6	-	-	-	-	-	-	-	-	-	-	-	6	0%
Italian National Anti-Doping Agency	NADO ITALIA	2	-	-	-	-	-	-	-	-	-	-	-	2	0%
		15	-	1	5	-	-	-	-	-	-	-	-	20	

Table 104: AIMS Sport - Fistball

Testing Authority (TA)	ADAMS Code	Urine						Blood						Total Samples	% AAF
		IC Samples	ATF	AAF	OOB Samples	ATF	AAF	IC Samples	ATF	AAF	OOB Samples	ATF	AAF		
International Fistball Association	IFA	4	-	-	4	-	-	-	-	-	1	-	-	9	0%
Argentina Fistball Federation	FAF	4	-	-	4	-	-	-	-	-	-	-	-	8	0%
Antidoping Switzerland	SUI-NADO	4	-	-	4	-	-	-	-	-	-	-	-	8	0%
National Anti-Doping Agency Austria GmbH	NADA Austria	-	-	-	4	-	-	-	-	-	-	-	-	4	0%
		12	-	-	16	-	-	-	-	-	1	-	-	29	

Table 105: AIMS Sport - Go

Testing Authority (TA)	ADAMS Code	Urine						Blood						Total Samples	% AAF
		IC Samples	ATF	AAF	OOB Samples	ATF	AAF	IC Samples	ATF	AAF	OOB Samples	ATF	AAF		
International Go Federation	IGF-Go	4	-	-	-	-	-	-	-	-	-	-	-	4	0%
Anti-Doping Agency of Serbia	ADAS	2	-	-	-	-	-	-	-	-	-	-	-	2	0%
		6	-	-	-	-	-	-	-	-	-	-	-	6	

Table 106: AIMS Sport - Icestocksport

Testing Authority (TA)	ADAMS Code	Urine						Blood						Total Samples	% AAF
		IC Samples	ATF	AAF	OOB Samples	ATF	AAF	IC Samples	ATF	AAF	OOB Samples	ATF	AAF		
International Federation Icestocksport	IFI	26	-	-	8	-	-	-	-	-	-	-	-	34	0%
German National Anti-Doping Agency	NADA	18	-	-	-	-	-	-	-	-	-	-	18	0%	
German Youth Force Sports Association	GER-DJK	2	-	-	-	-	-	-	-	-	-	-	2	0%	
		46	-	-	8	-	-	-	-	-	-	-	54		

Table 107: AIMS Sport - Ju-Jitsu

Testing Authority (TA)	ADAMS Code	Urine						Blood						Total Samples	% AAF
		IC Samples	ATF	AAF	OOB Samples	ATF	AAF	IC Samples	ATF	AAF	OOB Samples	ATF	AAF		
German National Anti-Doping Agency	NADA	22	-	-	37	-	-	-	-	-	-	-	-	59	0%
NADO Flanders	NADOF	24	-	-	-	-	-	-	-	-	-	-	24	0%	
Ju-Jitsu International Federation	JJIF	11	1	-	-	-	-	-	-	-	-	-	11	0%	
National Anti-Doping Agency Austria GmbH	NADA Austria	-	-	-	11	-	-	-	-	-	-	-	11	0%	
US Anti-Doping Agency	USADA	10	-	-	-	-	-	-	-	-	-	-	10	0%	
Netherlands Anti-Doping Authority	ADAN	7	-	-	-	-	-	-	-	-	-	-	7	0%	
Anti-Doping Agency of Serbia	ADAS	2	-	-	-	-	-	-	-	-	-	-	2	0%	
Russian National Anti-Doping Organization	RUSADA	-	-	-	2	-	-	-	-	-	-	-	2	0%	
		76	1	-	50	-	-	-	-	-	-	-	126		

Table 108: AIMS Sport - Kendo

Testing Authority (TA)	ADAMS Code	Urine						Blood						Total Samples	% AAF
		IC Samples	ATF	AAF	OOB Samples	ATF	AAF	IC Samples	ATF	AAF	OOB Samples	ATF	AAF		
International Kendo Federation	FIK	6	-	-	6	-	-	-	-	-	-	-	12	0%	
Japan Anti-Doping Agency	JADA	8	-	-	1	-	-	-	-	-	-	-	9	0%	
Korea Anti-Doping Agency	KADA	7	-	-	-	-	-	-	-	-	-	-	7	0%	
Spain National Anti-Doping Agency	ESP-NADO	4	-	-	-	-	-	-	-	-	-	-	4	0%	
Anti-Doping Agency of Serbia	ADAS	2	-	-	-	-	-	-	-	-	-	-	2	0%	
		27	-	-	7	-	-	-	-	-	-	-	34		

Table 109: AIMS Sport - Kickboxing

Testing Authority (TA)	ADAMS Code	Urine						Blood						Total Samples	% AAF
		IC Samples	ATF	AAF	OOB Samples	ATF	AAF	IC Samples	ATF	AAF	OOB Samples	ATF	AAF		
French Anti-Doping Agency	AFLD-NADO	110	2	8	3	-	-	14	-	-	-	-	-	127	6.3%
NADO Flanders	NADOF	60	-	4	-	-	-	-	-	-	-	-	-	60	6.7%
Russian National Anti-Doping Organization	RUSADA	14	-	2	25	-	-	5	-	-	-	-	44	4.5%	
Anti-Doping Norway	ADN	19	-	-	19	-	-	-	-	-	3	-	41	0.0%	
Portugal Anti-Doping Agency	ADoP	29	-	5	-	-	-	-	-	-	-	-	29	17.2%	
National Anti-Doping Agency Austria GmbH	NADA Austria	6	-	-	20	-	-	-	-	-	-	-	26	0.0%	
World Association of Kickboxing Organizations	WAKO	7	-	1	15	-	-	-	-	-	3	-	25	4.0%	
Poland Commission Against Doping in Sports	PANDA	6	-	-	14	-	-	-	-	-	2	-	22	0.0%	
Finnish Anti-Doping Agency	FINADA	6	-	1	9	-	-	-	-	-	2	-	17	5.9%	
Spain National Anti-Doping Agency	ESP-NADO	16	-	1	-	-	-	-	-	-	-	-	16	6.3%	
Swedish Sports Confederation	RF	2	-	-	14	-	-	-	-	-	-	-	16	0.0%	
Anti-Doping Agency of Serbia	ADAS	13	-	-	3	-	-	-	-	-	-	-	16	0.0%	
Agency for Anti-Doping Control of Bosnia and Herzegovina	BiH-NADO	10	-	-	3	-	-	-	-	-	-	-	13	0.0%	
French Community of Belgium NADO	BEL-CFWB	12	-	-	-	-	-	-	-	-	-	-	12	0.0%	
Antidoping Switzerland	SUI-NADO	-	-	-	12	-	-	-	-	-	-	-	12	0.0%	
Anti-Doping Denmark	ADD	6	-	-	6	-	-	-	-	-	-	-	12	0.0%	
Turkish Anti Doping Commission	TADC	10	-	-	-	-	-	-	-	-	-	-	10	0.0%	
Basque Government	ESP-Vasco	10	-	-	-	-	-	-	-	-	-	-	10	0.0%	
Irish Sports Council	ISC	5	-	-	3	-	-	-	-	-	-	-	8	0.0%	
Croatian Institute for Toxicology and Anti-Doping	CITA	4	-	-	1	-	-	-	-	-	-	-	5	0.0%	
Czech Anti-Doping Committee	CADC	4	-	-	-	-	-	-	-	-	-	-	4	0.0%	
West Asia RADO	W-ASIA-RADO	-	-	-	3	-	-	-	-	-	-	-	3	0.0%	
Anti-Doping department of State Sports Medicine Centre	LAT-NADO	2	-	-	-	-	-	-	-	-	-	-	2	0.0%	
Slovak Anti-Doping Agency	SADA	-	-	-	2	-	-	-	-	-	-	-	2	0.0%	
Eastern Europe RADO	E-EUR-RADO	-	-	-	2	-	-	-	-	-	-	-	2	0.0%	
SportAccord Event Organiser	SA Event Organiser	-	-	-	1	-	-	-	-	-	-	-	1	0.0%	
Indian Ocean RADO	IND-OCE-RADO	-	-	-	1	-	-	-	-	-	-	-	1	0.0%	
Romanian National Anti-Doping Agency	ANAD-Romania	-	-	-	1	-	-	-	-	-	-	-	1	0.0%	
		351	2	22	157	-	-	19	-	-	10	-	537		

2015 Anti-Doping Testing Figures
Samples Analyzed and Reported by Accredited Laboratories in ADAMS

Table 110: AIMS Sport - Lacrosse

Testing Authority (TA)	ADAMS Code	Urine						Blood						Total Samples	% AAF
		IC			OOC			IC			OOC				
		Samples	ATF	AAF	Samples	ATF	AAF	Samples	ATF	AAF	Samples	ATF	AAF		
International Lacrosse Federation	FILx	14	-	-	18	-	-	-	-	-	-	-	-	32	0%
Canadian Centre for Ethics in Sport	CCES	3	-	-	6	-	-	-	-	-	-	-	-	9	0%
Anti-Doping department of State Sports Medicine Centre	LAT-NADO	4	-	1	-	-	-	-	-	-	-	-	-	4	25%
Czech Anti-Doping Committee	CADC	4	-	-	-	-	-	-	-	-	-	-	-	4	0%
		25	-	1	24	-	-	-	-	-	-	-	-	49	

Table 111: AIMS Sport - Minigolf

Testing Authority (TA)	ADAMS Code	Urine						Blood						Total Samples	% AAF
		IC			OOC			IC			OOC				
		Samples	ATF	AAF	Samples	ATF	AAF	Samples	ATF	AAF	Samples	ATF	AAF		
World Minigolf Sport Federation	WMF	9	-	-	2	-	-	-	-	-	-	-	-	11	0%
German National Anti-Doping Agency	NADA	6	-	-	-	-	-	-	-	-	-	-	-	6	0%
Portugal Anti-Doping Agency	ADoP	5	-	-	-	-	-	-	-	-	-	-	-	5	0%
		20	-	-	2	-	-	-	-	-	-	-	-	22	

Table 112: AIMS Sport - Muaythai

Testing Authority (TA)	ADAMS Code	Urine						Blood						Total Samples	% AAF
		IC			OOC			IC			OOC				
		Samples	ATF	AAF	Samples	ATF	AAF	Samples	ATF	AAF	Samples	ATF	AAF		
Sports Authority of Thailand	THA-NADO	58	2	5	3	1	-	-	-	-	-	-	-	61	8.2%
French Anti-Doping Agency	AFLD-NADO	55	1	4	-	-	-	-	-	-	-	-	-	55	7.3%
Swedish Sports Confederation	RF	4	-	-	22	-	-	-	-	-	-	-	-	26	0.0%
Turkish Anti Doping Commission	TADC	17	-	4	-	-	-	-	-	-	-	-	-	17	23.5%
Hungarian Anti-Doping Agency	HUNADO	6	-	-	-	-	-	6	-	-	-	-	-	12	0.0%
Poland Commission Against Doping in Sports	PANDA	8	-	1	-	-	-	-	-	-	-	-	-	8	12.5%
Thailand University Sport Board	THA-UNI	6	-	-	-	-	-	-	-	-	-	-	-	6	0.0%
International Federation of Muaythai Amateur	IFMA	-	-	-	4	-	-	-	-	-	-	-	-	4	0.0%
International Boxing Federation	IBF	2	-	-	-	-	-	-	-	-	-	-	-	2	0.0%
Kazakhstan National Anti-Doping Centre	KAZ-NADO	-	-	-	1	-	-	-	-	-	-	-	-	1	0.0%
		156	3	14	30	1	-	6	-	-	-	-	-	192	

Table 113: AIMS Sport - Powerlifting

Testing Authority (TA)	ADAMS Code	Urine						Blood						Total Samples	% AAF
		IC		AAF	OOC		IC		OOC						
		Samples	ATF			Samples	ATF	AAF	Samples	ATF	AAF	Samples	ATF	AAF	
Russian National Anti-Doping Organization	RUSADA	159	-	8	204	-	3	-	-	-	35	-	-	398	2.8%
German National Anti-Doping Agency	NADA	269	2	8	33	-	-	4	-	-	21	-	-	327	2.4%
International Powerlifting Federation	IPF	226	-	7	56	-	2	-	-	-	12	-	-	294	3.1%
Swedish Sports Confederation	RF	56	-	-	184	-	1	-	-	-	10	-	-	250	0.4%
Anti-Doping Norway	ADN	46	-	-	66	-	2	-	-	-	26	-	-	138	1.4%
Finnish Anti-Doping Agency	FINADA	37	-	-	71	-	-	7	-	-	23	-	-	138	0.0%
European Powerlifting Federation	EPF	111	-	3	-	-	-	3	-	-	-	-	-	114	2.6%
French Anti-Doping Agency	AFLD-NADO	85	-	4	16	-	-	3	-	-	1	-	-	105	3.8%
British Drug Free Powerlifting Association	GBR-BDFPA	99	-	2	5	-	-	-	-	-	-	-	-	104	1.9%
Anti-Doping Denmark	ADD	16	-	1	57	-	-	-	-	-	7	-	-	80	1.3%
World Drug Free Powerlifting Federation	WDFPF	73	-	1	4	-	-	-	-	-	-	-	-	77	1.3%
Great Britain Powerlifting Federation	GBR-GBPF	74	-	3	-	-	-	-	-	-	-	-	-	74	4.1%
Canadian Powerlifting Union	CAN-CPU	53	-	7	18	-	2	-	-	-	1	-	-	72	12.5%
South African Institute for Drug-Free Sport	SAIDS	48	-	11	2	-	-	14	-	-	5	-	-	69	15.9%
Australian Sports Anti-Doping Authority	ASADA	30	4	-	21	-	3	-	-	-	12	-	-	63	4.8%
Kazakhstan National Anti-Doping Centre	KAZ-NADO	-	-	-	62	-	-	-	-	-	-	-	-	62	0.0%
Netherlands Anti-Doping Authority	ADAN	57	-	2	2	-	-	-	-	-	-	-	-	59	3.4%
National Anti-Doping Agency Austria GmbH	NADA Austria	38	-	-	15	-	1	-	-	-	2	-	-	55	1.8%
USA Powerlifting	USA-USAPL	47	-	5	5	-	-	-	-	-	-	-	-	52	9.6%
Japan Anti-Doping Agency	JADA	45	1	3	-	-	-	1	-	-	45	-	-	46	6.5%
Venezuela NADO	VEN-NADO	24	-	1	20	-	-	-	-	-	-	-	-	44	2.3%
Oceania RADO	O-RADO	34	-	-	6	-	-	-	-	-	-	-	-	40	0.0%
French Community of Belgium NADO	BEL-CFWB	30	-	-	8	-	-	-	-	-	-	-	-	38	0.0%
Drug Free Sport New Zealand	DFSNZ	30	-	-	3	-	-	-	-	-	-	-	-	33	0.0%
Czech Anti-Doping Committee	CADC	20	-	-	9	-	-	-	-	-	3	-	-	32	0.0%
Romanian National Anti-Doping Agency	ANAD-Romania	15	-	-	6	-	-	-	-	-	3	-	-	24	0.0%
Anti-Doping Singapore	ADS	24	-	-	-	-	-	-	-	-	-	-	-	24	0.0%
Italian Powerlifting Federation	ITA-PL	23	-	2	-	-	-	-	-	-	-	-	-	23	8.7%
Nigerian National Sports Council	NNSC	-	-	-	23	-	3	-	-	-	-	-	-	23	13.0%
Russian Powerlifting Federation	RUS-RPF	1	-	-	22	-	3	-	-	-	-	-	-	23	13.0%
Colombian NADO	COL-NADO	15	-	-	1	-	-	6	-	-	-	-	-	22	0.0%
Asian Powerlifting Federation	ASIAN-POW	20	-	-	-	-	-	-	-	-	-	-	-	20	0.0%
National Anti Doping Agency -India	IND-NADO	18	-	3	1	-	-	-	-	-	-	-	-	19	15.8%
Croatian Institute for Toxicology and Anti-Doping	CITA	13	-	2	2	-	-	-	-	-	-	-	-	15	13.3%
National Olympic and Sports Association of Iceland	ISL-NADO	2	-	-	13	-	-	-	-	-	-	-	-	15	0.0%
Braslian Authority on Anti-Doping Control	ABCD	12	-	1	2	-	-	-	-	-	-	-	-	14	7.1%
Hungarian Anti-Doping Agency	HUNADO	12	-	-	2	-	-	-	-	-	-	-	-	14	0.0%
North American Powerlifting Association	NAm-PL	14	-	1	-	-	-	-	-	-	-	-	-	14	7.1%
Hong Kong Anti-Doping Committee	HKG-ADC	12	2	1	-	-	-	-	-	-	-	-	-	12	8.3%
Comité d'Organisation des Jeux Africains	COJA	1	-	-	-	-	-	11	-	-	-	-	-	12	0.0%
NADO Flanders	NADOF	12	-	1	-	-	-	-	-	-	-	-	-	12	8.3%
Chinese Taipei Anti-Doping Agency	CTADA	-	-	-	12	-	-	-	-	-	-	-	-	12	0.0%
Brazilian Powerlifting Confederation	BRA-CBLB	7	-	-	5	-	-	-	-	-	-	-	-	12	0.0%
National Anti-doping Center of Ukraine	NADC Ukraine	11	-	1	-	-	-	-	-	-	-	-	-	11	9.1%
Anti-Doping department of State Sports Medicine Centre	LAT-NADO	10	-	3	-	-	-	-	-	-	-	-	-	10	30.0%
South American Power Federation	FESUPO	9	-	-	-	-	-	-	-	-	-	-	-	9	0.0%
Sports Authority of Thailand	THA-NADO	9	-	-	-	-	-	-	-	-	-	-	-	9	0.0%
Drug Free Powerlifting Australia	AUS-DFFPA	8	-	-	1	-	-	-	-	-	-	-	-	9	0.0%
Slovak Anti-Doping Agency	SADA	8	-	-	-	-	-	-	-	-	-	-	-	8	0.0%
Swiss Drug-Free Powerlifting Federation	SUI-DFPOW	7	-	-	1	-	-	-	-	-	-	-	-	8	0.0%
Spain National Anti-Doping Agency	ESP-NADO	8	1	-	-	-	-	-	-	-	-	-	-	8	0.0%
Northern Ireland Powerlifting Federation	NIR-PL	7	-	2	-	-	-	-	-	-	-	-	-	7	28.6%
Algerian National Anti-Doping Organization	ALG-NADO	6	-	-	-	-	-	-	-	-	-	-	-	6	0.0%
Nordic Powerlifting Federation	NPF	5	-	1	-	-	-	-	-	-	-	-	-	5	20.0%
Malta Drug-Free Powerlifting Federation	MLT-DPL	4	-	-	-	-	-	-	-	-	-	-	-	4	0.0%
Mongolian National Anti-Doping Organization	MGL-NADO	4	-	1	-	-	-	-	-	-	-	-	-	4	25.0%
Anti-Doping Commission of Malta	MLT-NADO	3	-	-	-	-	-	-	-	-	-	-	-	3	0.0%
Hong Kong Weightlifting and Powerlifting Association	HKG-WF	3	-	-	-	-	-	-	-	-	-	-	-	3	0.0%
Lithuanian Anti-Doping Agency	LTU-NADO	-	-	-	3	-	-	-	-	-	-	-	-	3	0.0%
Scottish Powerlifting Association	SCO-PL	3	-	-	-	-	-	-	-	-	-	-	-	3	0.0%
Slovenian Antidoping Organization	SLOADO	2	-	-	-	-	-	-	-	-	-	-	-	2	0.0%
Estonian Powerlifting Federation	EJTL	2	-	-	-	-	-	-	-	-	-	-	-	2	0.0%
Antidoping Switzerland	SUI-NADO	2	-	1	-	-	-	-	-	-	-	-	-	2	50.0%
Estonian Anti-Doping Agency	EADA	-	-	-	2	-	-	-	-	-	-	-	-	2	0.0%
Bulgarian Anti-doping Center	BUL-NADO	-	-	-	1	-	-	-	-	-	-	-	-	1	0.0%
South East Asia RADO	SE-ASIA-RADO	-	-	-	1	-	-	-	-	-	-	-	-	1	0.0%
		2019	10	86	965	-	20	49	-	-	161	-	-	3194	

Table 114: AIMS Sport - Sambo

Testing Authority (TA)	ADAMS Code	Urine						Blood						Total Samples	% AAF
		IC Samples	ATF	AAF	OC Samples	ATF	AAF	IC Samples	ATF	AAF	OC Samples	ATF	AAF		
International Federation of Sambo	FIAS	160	3	7	40	1	-	8	-	-	2	-	-	210	3.3%
Romanian National Anti-Doping Agency	ANAD-Romania	22	-	-	16	-	-	-	-	-	12	-	-	50	0%
Russian National Anti-Doping Organization	RUSADA	13	-	1	35	-	-	-	-	-	-	-	-	48	2%
Spain National Anti-Doping Agency	ESP-NADO	10	-	-	-	-	-	4	-	-	-	-	-	14	0%
European Olympic Committees	EOC	9	-	-	-	-	-	-	-	-	-	-	-	9	0%
Bulgarian Anti-doping Center	BUL-NADO	-	-	-	6	-	-	-	-	-	1	-	-	7	0%
Central Asia RADO	RADOC-A-RADO	-	-	-	6	-	-	-	-	-	-	-	-	6	0%
Georgian Anti-Doping Agency	GEO-NADO	-	-	-	3	-	-	-	-	-	-	-	-	3	0%
Eastern Europe RADO	E-EUR-RADO	-	-	-	2	-	-	-	-	-	-	-	-	2	0%
Anti-Doping Agency of Serbia	ADAS	2	-	-	-	-	-	-	-	-	-	-	-	2	0%
Israeli NADO	ISR-NADO	-	-	-	1	-	-	-	-	-	-	-	-	1	0%
		216	3	8	109	1	-	12	-	-	15	-	-	352	

Table 115: AIMS Sport - Savate

Testing Authority (TA)	ADAMS Code	Urine						Blood						Total Samples	% AAF
		IC Samples	ATF	AAF	OC Samples	ATF	AAF	IC Samples	ATF	AAF	OC Samples	ATF	AAF		
International Savate Federation	FIS-Savate	10	-	1	7	-	-	-	-	-	-	-	-	17	6%
French Anti-Doping Agency	AFLD-NADO	16	1	-	1	-	-	-	-	-	-	-	-	17	0%
China Anti-Doping Agency	CHINADA	8	-	-	-	-	-	-	-	-	-	-	-	8	0%
Anti-Doping Agency of Serbia	ADAS	2	-	-	2	-	-	-	-	-	-	-	-	4	0%
		36	1	1	10	-	-	-	-	-	-	-	-	46	

Table 116: AIMS Sport - Sepaktakraw

Testing Authority (TA)	ADAMS Code	Urine						Blood						Total Samples	% AAF
		IC Samples	ATF	AAF	OC Samples	ATF	AAF	IC Samples	ATF	AAF	OC Samples	ATF	AAF		
Sports Authority of Thailand	THA-NADO	36	-	1	31	-	-	-	-	-	-	-	-	67	1%
Anti-Doping Agency of Malaysia	ADAMAS	12	-	-	20	-	-	-	-	-	-	-	-	32	0%
National Anti Doping Agency -India	IND-NADO	-	-	-	26	-	-	-	-	-	-	-	-	26	0%
South East Asian Games Federation	SEAGF	16	-	-	-	-	-	-	-	-	-	-	-	16	0%
International Sepaktakraw Federation	ISTAF	16	-	-	-	-	-	-	-	-	-	-	-	16	0%
Brunei Darussalam Anti-Doping Committee	BRU-NADO	-	-	-	8	-	-	-	-	-	-	-	-	8	0%
Korea Anti-Doping Agency	KADA	7	-	-	-	-	-	-	-	-	-	-	-	7	0%
Thailand University Sport Board	THA-UNI	2	-	-	-	-	-	-	-	-	-	-	-	2	0%
Anti-Doping Singapore	ADS	-	-	-	2	-	-	-	-	-	-	-	-	2	0%
		89	-	1	87	-	-	-	-	-	-	-	-	176	

Table 117: AIMS Sport - Sleddog Sports

Testing Authority (TA)	ADAMS Code	Urine						Blood						Total Samples	% AAF
		IC Samples	ATF	AAF	OC Samples	ATF	AAF	IC Samples	ATF	AAF	OC Samples	ATF	AAF		
International Federation of Sleddog Sports	IFSS	14	-	1	-	-	-	-	-	-	-	-	-	14	7%
French Anti-Doping Agency	AFLD-NADO	6	-	-	-	-	-	-	-	-	-	-	-	6	0%
		20	-	1	-	-	-	-	-	-	-	-	-	20	

Table 118: AIMS Sport - Soft Tennis

Testing Authority (TA)	ADAMS Code	Urine						Blood						Total Samples	% AAF
		IC Samples	ATF	AAF	OC Samples	ATF	AAF	IC Samples	ATF	AAF	OC Samples	ATF	AAF		
Japan Anti-Doping Agency	JADA	23	-	-	4	-	-	-	-	-	-	-	-	27	0%
International Soft Tennis Federation	ISTF	20	-	-	-	-	-	-	-	-	-	-	-	20	0%
Korea Anti-Doping Agency	KADA	7	-	-	-	-	-	-	-	-	-	-	-	7	0%
Sports Authority of Thailand	THA-NADO	6	-	-	-	-	-	-	-	-	-	-	-	6	0%
Spain National Anti-Doping Agency	ESP-NADO	5	-	-	-	-	-	-	-	-	-	-	-	5	0%
		61	-	-	4	-	-	-	-	-	-	-	-	65	

Table 119: IPC Sport - Aquatics
IPC Swimming

Testing Authority (TA)	ADAMS Code	Urine						Blood						Total Samples	% AAF
		IC			OOB			IC			OOB				
		Samples	ATF	AAF	Samples	ATF	AAF	Samples	ATF	AAF	Samples	ATF	AAF		
International Paralympic Committee	IPC	39	-	1	12	-	-	7	-	-	17	-	-	75	1.3%
Russian National Anti-Doping Organization	RUSADA	31	-	-	24	-	1	-	-	-	8	-	-	63	1.6%
Sports Authority of Thailand	THA-NADO	11	-	-	41	1	-	-	-	-	-	-	-	52	0.0%
German National Anti-Doping Agency	NADA	44	-	-	8	-	-	-	-	-	-	-	-	52	0.0%
Mexican National Anti-Doping Committee	MEX-NADO	-	-	-	40	-	-	-	-	-	-	-	-	40	0.0%
Venezuela NADO	VEN-NADO	38	-	-	-	-	-	-	-	-	-	-	-	38	0.0%
US Anti-Doping Agency	USADA	10	-	-	20	-	-	-	-	-	-	-	-	30	0.0%
Braslian Authority on Anti-Doping Control	ABCD	13	-	-	2	-	-	-	-	-	-	-	-	15	0.0%
Hellenic National Council for Combatting Doping	ESKAN	12	-	-	-	-	-	-	-	-	-	-	-	12	0.0%
Irish Sports Council	ISC	-	-	-	12	-	-	-	-	-	-	-	-	12	0.0%
Brazilian Paralympic Committee	CPB	10	-	1	-	-	-	-	-	-	-	-	-	10	10.0%
UK Anti-Doping	UKAD	-	-	-	9	-	-	-	-	-	-	-	-	9	0.0%
Colombian NADO	COL-NADO	9	-	-	-	-	-	-	-	-	-	-	-	9	0.0%
Netherlands Anti-Doping Authority	ADAN	-	-	-	9	-	-	-	-	-	-	-	-	9	0.0%
Korea Anti-Doping Agency	KADA	8	-	-	-	-	-	-	-	-	-	-	-	8	0.0%
Asean Para Sports Federation	APSF	7	-	-	-	-	-	-	-	-	-	-	-	7	0.0%
Cuban National Anti-Doping Agency	CUB-NADO	-	-	-	5	-	-	-	-	-	-	-	-	5	0.0%
French Anti-Doping Agency	AFLD-NADO	4	-	-	-	-	-	-	-	-	-	-	-	4	0.0%
Japan Anti-Doping Agency	JADA	2	-	-	2	-	-	-	-	-	-	-	-	4	0.0%
Portugal Anti-Doping Agency	ADoP	4	-	-	-	-	-	-	-	-	-	-	-	4	0.0%
International Wheelchair and Amputee Sports Federation	IWAS	6	-	-	-	-	-	-	-	-	-	-	-	6	0.0%
Anti-Doping Singapore	ADS	-	-	-	3	-	-	-	-	-	-	-	-	3	0.0%
Anti-Doping Norway	ADN	1	-	-	1	-	-	-	-	-	1	-	-	3	0.0%
Anti-Doping Denmark	ADD	-	-	-	3	-	-	-	-	-	-	-	-	3	0.0%
Drug Free Sport New Zealand	DFSNZ	-	-	-	3	1	-	-	-	-	-	-	-	3	0.0%
Swedish Sports Confederation	RF	-	-	-	3	-	-	-	-	-	-	-	-	3	0.0%
Italian Paralympic Committee	CIP	-	-	-	2	-	-	-	-	-	-	-	-	2	0.0%
NADO Flanders	NADOF	-	-	-	2	-	-	-	-	-	-	-	-	2	0.0%
Hungarian Anti-Doping Agency	HUNADO	-	-	-	2	-	-	-	-	-	-	-	-	2	0.0%
Spain National Anti-Doping Agency	ESP-NADO	-	-	-	2	-	-	-	-	-	-	-	-	2	0.0%
Cerebral Palsy International Sports and Recreation Association	CPISRA	1	-	-	-	-	-	-	-	-	-	-	-	1	0.0%
		250	-	2	205	2	1	7	-	-	26	-	-	488	

IPC Swimming Middle Distance 200-400m

Testing Authority (TA)	ADAMS Code	Urine						Blood						Total Samples	% AAF
		IC			OOB			IC			OOB				
		Samples	ATF	AAF	Samples	ATF	AAF	Samples	ATF	AAF	Samples	ATF	AAF		
International Paralympic Committee	IPC	25	-	-	-	-	-	1	-	-	-	-	-	26	0%
Canadian Centre for Ethics in Sport	CCES	2	-	-	20	-	-	-	-	-	-	-	-	22	0%
UK Anti-Doping	UKAD	2	-	-	10	-	-	-	-	-	2	-	-	14	0%
Colombian NADO	COL-NADO	8	-	-	-	-	-	-	-	-	-	-	-	8	0%
Spain National Anti-Doping Agency	ESP-NADO	6	-	-	1	-	-	-	-	-	-	-	-	7	0%
International Wheelchair and Amputee Sports Federation	IWAS	6	-	-	-	-	-	-	-	-	-	-	-	6	0%
Asean Para Sports Federation	APSF	6	-	-	-	-	-	-	-	-	-	-	-	6	0%
Drug Free Sport New Zealand	DFSNZ	-	-	-	6	-	-	-	-	-	-	-	-	6	0%
Japan Anti-Doping Agency	JADA	4	-	-	-	-	-	-	-	-	-	-	-	4	0%
Anti-Doping Norway	ADN	-	-	-	2	-	-	-	-	-	2	-	-	4	0%
Anti-Doping Denmark	ADD	-	-	-	4	-	-	-	-	-	-	-	-	4	0%
Russian National Anti-Doping Organization	RUSADA	-	-	-	3	-	-	-	-	-	-	-	-	3	0%
Cerebral Palsy International Sports and Recreation Association	CPISRA	3	-	-	-	-	-	-	-	-	-	-	-	3	0%
Irish Sports Council	ISC	-	-	-	3	-	-	-	-	-	-	-	-	3	0%
Netherlands Anti-Doping Authority	ADAN	-	-	-	3	-	-	-	-	-	-	-	-	3	0%
Swedish Sports Confederation	RF	1	-	-	1	-	-	-	-	-	-	-	-	2	0%
South East Asia RADO	SE-ASIA-RADO	-	-	-	2	-	-	-	-	-	-	-	-	2	0%
Romanian National Anti-Doping Agency	ANAD-Romania	-	-	-	2	-	-	-	-	-	-	-	-	2	0%
US Anti-Doping Agency	USADA	-	-	-	2	-	-	-	-	-	-	-	-	2	0%
Braslian Authority on Anti-Doping Control	ABCD	-	-	-	1	-	-	-	-	-	1	-	-	2	0%
West Asia RADO	W-ASIA-RADO	-	-	-	1	-	-	-	-	-	-	-	-	1	0%
Hellenic National Council for Combatting Doping	ESKAN	1	-	-	-	-	-	-	-	-	-	-	-	1	0%
		64	-	-	61	-	-	1	-	-	5	-	-	131	

2015 Anti-Doping Testing Figures
Samples Analyzed and Reported by Accredited Laboratories in ADAMS

Table 119: IPC Sport - Aquatics -Continued
IPC Swimming Sprint 100m or less

Testing Authority (TA)	ADAMS Code	Urine						Blood						Total Samples	% AAF
		IC Samples	IC ATF	IC AAF	OOB Samples	OOB ATF	OOB AAF	IC Samples	IC ATF	IC AAF	OOB Samples	OOB ATF	OOB AAF		
US Anti-Doping Agency	USADA	-	-	-	26	-	-	-	-	-	-	-	-	26	0%
International Paralympic Committee	IPC	15	-	-	-	-	-	-	-	-	-	-	-	15	0%
Colombian NADO	COL-NADO	15	-	-	-	-	-	-	-	-	-	-	-	15	0%
Asean Para Sports Federation	APSF	15	-	-	-	-	-	-	-	-	-	-	-	15	0%
Netherlands Anti-Doping Authority	ADAN	2	-	-	8	-	-	-	-	-	-	-	-	10	0%
Russian National Anti-Doping Organization	RUSADA	-	-	-	10	-	-	-	-	-	-	-	-	10	0%
Canadian Centre for Ethics in Sport	CCES	4	-	-	6	-	-	-	-	-	-	-	-	10	0%
UK Anti-Doping	UKAD	1	-	-	5	-	-	-	-	-	3	-	-	9	0%
Spain National Anti-Doping Agency	ESP-NADO	6	-	-	1	-	-	-	-	-	-	-	-	7	0%
Japan Anti-Doping Agency	JADA	5	-	-	-	-	-	-	-	-	-	-	-	5	0%
Swedish Sports Confederation	RF	2	-	-	3	-	-	-	-	-	-	-	-	5	0%
Brazilian Paralympic Committee	CPB	4	-	-	-	-	-	-	-	-	-	-	-	4	0%
Braslian Authority on Anti-Doping Control	ABCD	-	-	-	2	-	-	-	-	-	1	-	-	3	0%
South East Asia RADO	SE-ASIA-RADO	-	-	-	3	-	-	-	-	-	-	-	-	3	0%
International Wheelchair and Amputee Sports Federation	IWAS	3	-	-	-	-	-	-	-	-	-	-	-	3	0%
Anti-Doping Singapore	ADS	-	-	-	3	-	-	-	-	-	-	-	-	3	0%
Finnish Anti-Doping Agency	FINADA	3	-	-	-	-	-	-	-	-	-	-	-	3	0%
World Anti-Doping Agency	WADA-AMA	-	-	-	1	-	-	-	-	-	-	-	-	1	0%
Eastern Europe RADO	E-EUR-RADO	-	-	-	1	-	-	-	-	-	-	-	-	1	0%
					75	-	-	69	-	-	4	-	-	148	

IPC Swimming Long Distance 800m+

Testing Authority (TA)	ADAMS Code	Urine						Blood						Total Samples	% AAF
		IC Samples	IC ATF	IC AAF	OOB Samples	OOB ATF	OOB AAF	IC Samples	IC ATF	IC AAF	OOB Samples	OOB ATF	OOB AAF		
Spain National Anti-Doping Agency	ESP-NADO	-	-	-	1	-	-	-	-	-	-	-	-	1	0%
Netherlands Anti-Doping Authority	ADAN	-	-	-	1	-	-	-	-	-	-	-	-	1	0%
					2	-	-	-	-	-	-	-	-	2	

Table 120: IPC Sport - Athletics
IPC Athletics

Testing Authority (TA)	ADAMS Code	Urine						Blood						Total Samples	% AAF
		IC			OOC			IC			OOC				
		Samples	ATF	AAF	Samples	ATF	AAF	Samples	ATF	AAF	Samples	ATF	AAF		
Mexican National Anti-Doping Committee	MEX-NADO	21	-	7	108	-	2	-	-	-	-	-	-	129	7.0%
Russian National Anti-Doping Organization	RUSADA	4	-	-	38	-	1	-	-	-	37	-	-	79	1.3%
International Paralympic Committee	IPC	34	-	1	23	-	-	6	-	-	15	-	-	78	1.3%
Sports Authority of Thailand	THA-NADO	12	-	-	43	5	1	-	-	-	-	-	-	55	1.8%
German National Anti-Doping Agency	NADA	29	-	1	23	-	-	-	-	-	3	-	-	55	1.8%
Venezuela NADO	VEN-NADO	49	-	-	-	-	-	-	-	-	2	-	-	51	0.0%
US Anti-Doping Agency	USADA	8	-	-	30	-	-	-	-	-	-	-	-	38	0.0%
Cuban National Anti-Doping Agency	CUB-NADO	-	-	-	26	-	1	-	-	-	-	-	-	26	3.8%
Brazilian Authority on Anti-Doping Control	ABCD	21	-	1	-	-	-	-	-	-	-	-	-	21	4.8%
Colombian NADO	COL-NADO	7	-	-	12	-	-	-	-	-	-	-	-	19	0.0%
Korea Anti-Doping Agency	KADA	8	-	-	11	-	-	-	-	-	-	-	-	19	0.0%
Comité d'Organisation des Jeux Africains	COJA	14	-	-	-	-	-	-	-	-	-	-	-	14	0.0%
Irish Sports Council	ISC	-	-	-	10	-	-	-	-	-	4	-	-	14	0.0%
Brazilian Paralympic Committee	CPB	13	-	-	-	-	-	-	-	-	-	-	-	13	0.0%
Egyptian National Anti-doping Organization	EGY-NADO	-	-	-	12	-	-	-	-	-	-	-	-	12	0.0%
National Anti Doping Agency -India	IND-NADO	12	-	-	-	-	-	-	-	-	-	-	-	12	0.0%
International Wheelchair and Amputee Sports Federation	IWAS	8	-	-	-	-	-	-	-	-	-	-	-	8	0.0%
Hungarian Anti-Doping Agency	HUNADO	-	-	-	7	-	-	-	-	-	-	-	-	7	0.0%
Swedish Sports Confederation	RF	-	-	-	4	-	1	-	-	-	1	-	-	5	20.0%
Italian Paralympic Committee	CIP	1	-	-	2	-	-	2	-	-	-	-	-	5	0.0%
Czech Anti-Doping Committee	CADC	5	-	-	-	-	-	-	-	-	-	-	-	5	0.0%
Africa Zone VI RADO	AFR-RADO-VI	-	-	-	5	-	-	-	-	-	-	-	-	5	0.0%
I.R Iran National Anti-Doping Organization	IRI-NADO	5	-	1	-	-	-	-	-	-	-	-	-	5	20.0%
French Anti-Doping Agency	AFLD-NADO	5	-	-	-	-	-	-	-	-	-	-	-	5	0.0%
Hellenic National Council for Combatting Doping	ESKAN	4	-	-	-	-	-	-	-	-	-	-	-	4	0.0%
Anti-Doping Denmark	ADD	-	-	-	4	-	-	-	-	-	-	-	-	4	0.0%
Netherlands Anti-Doping Authority	ADAN	-	-	-	3	-	-	-	-	-	-	-	-	3	0.0%
Jamaica Anti-Doping Commission	JADCO	3	-	-	-	-	-	-	-	-	-	-	-	3	0.0%
Finnish Anti-Doping Agency	FINADA	-	-	-	2	-	-	-	-	-	-	-	-	2	0.0%
Antidoping Switzerland	SUI-NADO	-	-	-	2	1	-	-	-	-	-	-	-	2	0.0%
NADO Flanders	NADOF	-	-	-	1	-	-	-	-	-	-	-	-	1	0.0%
UK Anti-Doping	UKAD	-	-	-	1	-	-	-	-	-	-	-	-	1	0.0%
French Community of Belgium NADO	BEL-CFWB	-	-	-	1	-	-	-	-	-	-	-	-	1	0.0%
West Asia RADO	W-ASIA-RADO	-	-	-	1	-	-	-	-	-	-	-	-	1	0.0%
National Olympic and Sports Association of Iceland	ISL-NADO	1	-	-	-	-	-	-	-	-	-	-	-	1	0.0%
Belgian Athletics League	BEL-ATH	1	-	-	-	-	-	-	-	-	-	-	-	1	0.0%
		265	-	11	369	6	6	8	-	-	62	-	-	704	

IPC Sprint 400m or less

Testing Authority (TA)	ADAMS Code	Urine						Blood						Total Samples	% AAF
		IC			OOC			IC			OOC				
		Samples	ATF	AAF	Samples	ATF	AAF	Samples	ATF	AAF	Samples	ATF	AAF		
International Paralympic Committee	IPC	80	-	2	23	-	-	4	-	-	6	-	-	113	1.8%
Russian National Anti-Doping Organization	RUSADA	17	-	1	17	-	-	-	-	-	-	-	-	34	2.9%
US Anti-Doping Agency	USADA	5	-	2	26	-	1	-	-	-	1	-	-	32	9.4%
UK Anti-Doping	UKAD	-	-	-	21	1	-	-	-	-	10	-	-	31	0.0%
Canadian Centre for Ethics in Sport	CCES	8	-	-	8	-	2	-	-	-	-	-	-	16	12.5%
Asean Para Sports Federation	APSF	15	-	-	-	-	-	-	-	-	-	-	-	15	0.0%
Netherlands Anti-Doping Authority	ADAN	4	-	-	9	-	-	-	-	-	-	-	-	13	0.0%
Brazilian Authority on Anti-Doping Control	ABCD	-	-	-	7	-	-	-	-	-	5	-	-	12	0.0%
Finnish Anti-Doping Agency	FINADA	2	-	-	10	-	-	-	-	-	-	-	-	12	0.0%
Italian Paralympic Committee	CIP	11	-	-	-	-	-	-	-	-	-	-	-	11	0.0%
Kazakhstan National Anti-Doping Centre	KAZ-NADO	1	-	-	10	-	-	-	-	-	-	-	-	11	0.0%
Comité d'Organisation des Jeux Africains	COJA	10	-	-	-	-	-	-	-	-	-	-	-	10	0.0%
Qatar Antidoping Commission	QADC	9	-	-	-	-	-	-	-	-	-	-	-	9	0.0%
Colombian NADO	COL-NADO	7	-	-	-	-	-	-	-	-	-	-	-	7	0.0%
Jamaica Anti-Doping Commission	JADCO	7	-	-	-	-	-	-	-	-	-	-	-	7	0.0%
Antidoping Switzerland	SUI-NADO	2	-	-	4	-	-	-	-	-	-	-	-	6	0.0%
International Wheelchair and Amputee Sports Federation	IWAS	5	-	-	-	-	-	-	-	-	-	-	-	5	0.0%
Japan Anti-Doping Agency	JADA	4	-	-	-	-	-	-	-	-	-	-	-	4	0.0%
Anti-Doping Singapore	ADS	-	-	-	3	-	-	-	-	-	-	-	-	3	0.0%
French Community of Belgium NADO	BEL-CFWB	-	-	-	2	-	-	-	-	-	-	-	-	2	0.0%
Spain National Anti-Doping Agency	ESP-NADO	2	-	-	-	-	-	-	-	-	-	-	-	2	0.0%
National Anti-Doping Agency of Tunisia	ANAD	-	-	-	2	-	-	-	-	-	-	-	-	2	0.0%
Swedish Sports Confederation	RF	-	-	-	1	-	-	-	-	-	-	-	-	1	0.0%
South East Asia RADO	SE-ASIA-RADO	-	-	-	1	-	-	-	-	-	-	-	-	1	0.0%
Drug Free Sport New Zealand	DFSNZ	-	-	-	1	-	-	-	-	-	-	-	-	1	0.0%
Irish Sports Council	ISC	-	-	-	1	-	-	-	-	-	-	-	-	1	0.0%
Hellenic National Council for Combatting Doping	ESKAN	1	-	-	-	-	-	-	-	-	-	-	-	1	0.0%
German National Anti-Doping Agency	NADA	-	-	-	1	-	-	-	-	-	-	-	-	1	0.0%
Brazilian Paralympic Committee	CPB	1	-	-	-	-	-	-	-	-	-	-	-	1	0.0%
NADO Flanders	NADOF	-	-	-	1	-	-	-	-	-	-	-	-	1	0.0%
National Anti Doping Agency -India	IND-NADO	-	-	-	1	-	-	-	-	-	-	-	-	1	0.0%
		191	-	5	149	1	3	4	-	-	22	-	-	366	

2015 Anti-Doping Testing Figures
Samples Analyzed and Reported by Accredited Laboratories in ADAMS

Table 120: IPC Sport - Athletics - continued
IPC Throws

Testing Authority (TA)	ADAMS Code	Urine						Blood						Total Samples	% AAF
		IC Samples	ATF	AAF	OOB Samples	ATF	AAF	IC Samples	ATF	AAF	OOB Samples	ATF	AAF		
International Paralympic Committee	IPC	62	-	1	25	-	-	6	-	-	19	-	-	112	0.9%
Russian National Anti-Doping Organization	RUSADA	6	-	-	13	-	-	-	-	-	-	-	-	19	0.0%
Qatar Antidoping Commission	QADC	11	-	-	-	-	-	-	-	-	-	-	-	11	0.0%
Canadian Centre for Ethics in Sport	CCES	3	1	-	6	-	-	-	-	-	2	-	-	11	0.0%
UK Anti-Doping	UKAD	-	-	-	7	-	-	-	-	-	4	-	-	11	0.0%
Comité d'Organisation des Jeux Africains	COJA	11	-	-	-	-	-	-	-	-	-	-	-	11	0.0%
Colombian NADO	COL-NADO	9	-	-	-	-	-	-	-	-	-	-	-	9	0.0%
International Wheelchair and Amputee Sports Federation	IWAS	8	-	-	-	-	-	-	-	-	-	-	-	8	0.0%
Hellenic National Council for Combatting Doping	ESKAN	8	-	-	-	-	-	-	-	-	-	-	-	8	0.0%
Brazilian Paralympic Committee	CPB	6	-	-	-	-	-	-	-	-	-	-	-	6	0.0%
US Anti-Doping Agency	USADA	1	-	-	5	-	-	-	-	-	-	-	-	6	0.0%
Irish Sports Council	ISC	-	-	-	5	-	-	-	-	-	1	-	-	6	0.0%
Asean Para Sports Federation	APSF	5	-	-	-	-	-	-	-	-	-	-	-	5	0.0%
Japan Anti-Doping Agency	JADA	5	-	-	-	-	-	-	-	-	-	-	-	5	0.0%
National Anti-Doping Agency of Tunisia	ANAD	-	-	-	5	-	-	-	-	-	-	-	-	5	0.0%
Finnish Anti-Doping Agency	FINADA	2	-	-	1	-	-	-	-	-	-	-	-	3	0.0%
South East Asia RADO	SE-ASIA-RADO	-	-	-	3	-	-	-	-	-	-	-	-	3	0.0%
Anti-Doping Norway	ADN	-	-	-	3	-	-	-	-	-	-	-	-	3	0.0%
Jamaica Anti-Doping Commission	JADCO	1	-	-	-	-	-	-	-	-	-	-	-	1	0.0%
Netherlands Anti-Doping Authority	ADAN	1	-	-	-	-	-	-	-	-	-	-	-	1	0.0%
Swedish Sports Confederation	RF	1	-	-	-	-	-	-	-	-	-	-	-	1	0.0%
Cerebral Palsy International Sports and Recreation Association	CPIRSA	1	-	-	-	-	-	-	-	-	-	-	-	1	0.0%
Spain National Anti-Doping Agency	ESP-NADO	-	-	-	1	-	-	-	-	-	-	-	-	1	0.0%
Africa Zone II & III RADO	AFR-RADO-II-III	-	-	-	1	-	-	-	-	-	-	-	-	1	0.0%
Italian Paralympic Committee	CIP	1	-	-	-	-	-	-	-	-	-	-	-	1	0.0%
Anti-Doping Singapore	ADS	-	-	-	1	-	-	-	-	-	-	-	-	1	0.0%
Romanian National Anti-Doping Agency	ANAD-Romania	-	-	-	1	-	-	-	-	-	-	-	-	1	0.0%
National Olympic and Sports Association of Iceland	ISL-NADO	1	-	-	-	-	-	-	-	-	-	-	-	1	0.0%
		143	1	1	77	-	-	6	-	-	26	-	-	252	

IPC Wheelchair Road Race

Testing Authority (TA)	ADAMS Code	Urine						Blood						Total Samples	% AAF
		IC Samples	ATF	AAF	OOB Samples	ATF	AAF	IC Samples	ATF	AAF	OOB Samples	ATF	AAF		
Sports Authority of Thailand	THA-NADO	-	-	-	15	2	1	-	-	-	-	-	-	15	6.7%
Swedish Sports Confederation	RF	2	-	1	-	-	-	-	-	-	-	-	-	2	50.0%
Korea Anti-Doping Agency	KADA	2	-	-	-	-	-	-	-	-	-	-	-	2	0.0%
International Paralympic Committee	IPC	1	-	-	-	-	-	-	-	-	-	-	-	1	0.0%
Belgian Paralympic Committee	Parantee	1	-	-	-	-	-	-	-	-	-	-	-	1	0.0%
		6	-	1	15	2	1	-	-	-	-	-	-	21	

IPC Middle Distance 800-1500m

Testing Authority (TA)	ADAMS Code	Urine						Blood						Total Samples	% AAF
		IC Samples	ATF	AAF	OOB Samples	ATF	AAF	IC Samples	ATF	AAF	OOB Samples	ATF	AAF		
International Paralympic Committee	IPC	31	-	-	8	-	-	1	-	-	-	-	-	40	0.0%
US Anti-Doping Agency	USADA	-	-	-	9	-	-	-	-	-	1	-	-	10	0.0%
Canadian Centre for Ethics in Sport	CCES	4	-	-	4	-	-	-	-	-	-	-	-	8	0.0%
Spain National Anti-Doping Agency	ESP-NADO	7	-	-	1	-	-	-	-	-	-	-	-	8	0.0%
Kazakhstan National Anti-Doping Centre	KAZ-NADO	-	-	-	7	-	-	-	-	-	-	-	-	7	0.0%
Antidoping Switzerland	SUI-NADO	4	-	-	-	-	-	-	-	-	-	-	-	4	0.0%
German National Anti-Doping Agency	NADA	-	-	-	3	-	-	-	-	-	-	-	-	3	0.0%
Colombian NADO	COL-NADO	3	-	-	-	-	-	-	-	-	-	-	-	3	0.0%
Japan Anti-Doping Agency	JADA	3	-	-	-	-	-	-	-	-	-	-	-	3	0.0%
UK Anti-Doping	UKAD	-	-	-	3	-	-	-	-	-	-	-	-	3	0.0%
Asean Para Sports Federation	APSF	2	-	-	-	-	-	-	-	-	-	-	-	2	0.0%
French Community of Belgium NADO	BEL-CFWB	-	-	-	2	-	-	-	-	-	-	-	-	2	0.0%
Netherlands Anti-Doping Authority	ADAN	-	-	-	1	-	-	-	-	-	-	-	-	1	0.0%
Russian National Anti-Doping Organization	RUSADA	-	-	-	1	-	-	-	-	-	-	-	-	1	0.0%
Qatar Antidoping Commission	QADC	1	-	-	-	-	-	-	-	-	-	-	-	1	0.0%
National Anti-Doping Agency of Tunisia	ANAD	-	-	-	1	-	-	-	-	-	-	-	-	1	0.0%
Brazilian Authority on Anti-Doping Control	ABCD	-	-	-	1	-	-	-	-	-	-	-	-	1	0.0%
International Wheelchair and Amputee Sports Federation	IWAS	1	-	-	-	-	-	-	-	-	-	-	-	1	0.0%
		56	-	-	41	-	-	1	-	-	1	-	-	99	

Table 120: IPC Sport - Athletics - continued
IPC Long Distance 3000m+

Testing Authority (TA)	ADAMS Code	Urine						Blood						Total Samples	% AAF
		IC Samples	ATF	AAF	OOB Samples	ATF	AAF	IC Samples	ATF	AAF	OOB Samples	ATF	AAF		
International Paralympic Committee	IPC	16	-	-	14	-	1	-	-	-	1	-	-	31	3.2%
Canadian Centre for Ethics in Sport	CCES	-	-	-	17	-	-	-	-	-	1	-	-	18	0.0%
Japan Anti-Doping Agency	JADA	14	1	-	-	-	-	-	-	-	-	-	14	0.0%	
US Anti-Doping Agency	USADA	12	-	-	1	-	-	-	-	-	-	-	13	0.0%	
National Anti-Doping Agency of Tunisia	ANAD	5	-	-	-	-	-	-	-	-	-	-	5	0.0%	
Spain National Anti-Doping Agency	ESP-NADO	3	-	-	2	-	-	-	-	-	-	-	5	0.0%	
UK Anti-Doping	UKAD	-	-	-	3	-	-	-	-	-	-	-	3	0.0%	
Antidoping Switzerland	SUI-NADO	-	-	-	3	-	-	-	-	-	-	-	3	0.0%	
Braslian Authority on Anti-Doping Control	ABCD	-	-	-	2	-	-	-	-	-	-	-	2	0.0%	
Irish Sports Council	ISC	-	-	-	1	-	-	-	-	-	1	-	2	0.0%	
Qatar Antidoping Commission	QADC	-	-	-	1	-	-	-	-	-	-	-	1	0.0%	
Colombian NADO	COL-NADO	1	-	-	-	-	-	-	-	-	-	-	1	0.0%	
Russian National Anti-Doping Organization	RUSADA	1	-	-	-	-	-	-	-	-	-	-	1	0.0%	
International Wheelchair and Amputee Sports Federation	IWAS	1	-	-	-	-	-	-	-	-	-	-	1	0.0%	
		53	1	-	44	-	1	-	-	-	3	-	100		

IPC Jumps

Testing Authority (TA)	ADAMS Code	Urine						Blood						Total Samples	% AAF
		IC Samples	ATF	AAF	OOB Samples	ATF	AAF	IC Samples	ATF	AAF	OOB Samples	ATF	AAF		
International Paralympic Committee	IPC	14	-	-	3	-	-	-	-	-	-	-	-	17	0.0%
US Anti-Doping Agency	USADA	1	-	-	9	-	-	-	-	-	-	-	-	10	0.0%
Swedish Sports Confederation	RF	3	-	-	2	-	-	-	-	-	-	-	5	0.0%	
Japan Anti-Doping Agency	JADA	5	-	-	-	-	-	-	-	-	-	-	5	0.0%	
Russian National Anti-Doping Organization	RUSADA	2	-	-	2	-	-	-	-	-	-	-	4	0.0%	
Italian Paralympic Committee	CIP	4	-	-	-	-	-	-	-	-	-	-	4	0.0%	
Braslian Authority on Anti-Doping Control	ABCD	-	-	-	2	-	-	-	-	-	2	-	4	0.0%	
International Wheelchair and Amputee Sports Federation	IWAS	3	-	-	-	-	-	-	-	-	-	-	3	0.0%	
Asean Para Sports Federation	APSF	2	-	-	-	-	-	-	-	-	-	-	2	0.0%	
Africa Zone II & III RADO	AFR-RADO-II-III	-	-	-	2	-	-	-	-	-	-	-	2	0.0%	
Netherlands Anti-Doping Authority	ADAN	1	-	-	1	-	-	-	-	-	-	-	2	0.0%	
South East Asia RADO	SE-ASIA-RADO	-	-	-	1	-	-	-	-	-	-	-	1	0.0%	
Canadian Centre for Ethics in Sport	CCES	1	-	-	-	-	-	-	-	-	-	-	1	0.0%	
Hellenic National Council for Combatting Doping	ESKAN	1	-	-	-	-	-	-	-	-	-	-	1	0.0%	
Finnish Anti-Doping Agency	FINADA	1	-	-	-	-	-	-	-	-	-	-	1	0.0%	
Colombian NADO	COL-NADO	1	-	-	-	-	-	-	-	-	-	-	1	0.0%	
Romanian National Anti-Doping Agency	ANAD-Romania	-	-	-	1	-	-	-	-	-	-	-	1	0.0%	
Brazilian Paralympic Committee	CPB	1	-	-	-	-	-	-	-	-	-	-	1	0.0%	
		40	-	-	23	-	-	-	-	-	2	-	65		

IPC Combined Events

Testing Authority (TA)	ADAMS Code	Urine						Blood						Total Samples	% AAF
		IC Samples	ATF	AAF	OOB Samples	ATF	AAF	IC Samples	ATF	AAF	OOB Samples	ATF	AAF		
Cerebral Palsy International Sports and Recreation Association	CPIRSA	-	-	-	4	-	-	-	-	-	-	-	-	4	0.0%
Canadian Centre for Ethics in Sport	CCES	-	-	-	2	-	-	-	-	-	1	-	-	3	0.0%
Netherlands Anti-Doping Authority	ADAN	-	-	-	2	-	-	-	-	-	-	-	-	2	0.0%
International Paralympic Committee	IPC	1	-	-	-	-	-	-	-	-	-	-	-	1	0.0%
Venezuela NADO	VEN-NADO	1	-	1	-	-	-	-	-	-	-	-	-	1	100.0%
National Anti-Doping Agency of Tunisia	ANAD	-	-	-	1	-	-	-	-	-	-	-	-	1	0.0%
		2	-	1	9	-	-	-	-	-	1	-	12		

Table 121: IPC Sport - DanceSport -
IPC Wheelchair Dance Sport

Testing Authority (TA)	ADAMS Code	Urine						Blood						Total Samples	% AAF
		IC Samples	ATF	AAF	OOB Samples	ATF	AAF	IC Samples	ATF	AAF	OOB Samples	ATF	AAF		
International Paralympic Committee	IPC	5	-	-	-	-	-	-	-	-	-	-	-	5	0.0%
		5	-	-	-	-	-	-	-	-	-	-	-	5	

Table 122: IPC Sport - IPC Ice Sledge Hockey

Testing Authority (TA)	ADAMS Code	Urine						Blood						Total Samples	% AAF
		IC Samples	ATF	AAF	OOB Samples	ATF	AAF	IC Samples	ATF	AAF	OOB Samples	ATF	AAF		
Russian National Anti-Doping Organization	RUSADA	-	-	-	35	-	3	-	-	-	-	-	-	35	8.6%
International Paralympic Committee	IPC	30	-	-	-	-	-	-	-	-	-	-	-	30	0.0%
US Anti-Doping Agency	USADA	-	-	-	19	-	-	-	-	-	-	-	-	19	0.0%
Canadian Centre for Ethics in Sport	CCES	-	-	-	12	-	-	-	-	-	-	-	-	12	0.0%
German National Anti-Doping Agency	NADA	-	-	-	7	-	-	-	-	-	-	-	-	7	0.0%
Italian Paralympic Committee	CIP	4	-	-	2	-	-	-	-	-	-	-	-	6	0.0%
Korea Anti-Doping Agency	KADA	5	-	-	-	-	-	-	-	-	-	-	-	5	0.0%
Czech Anti-Doping Committee	CADC	4	-	1	-	-	-	-	-	-	-	-	-	4	25.0%
		43	-	1	75	-	3	-	-	-	-	-	-	118	

2015 Anti-Doping Testing Figures
Samples Analyzed and Reported by Accredited Laboratories in ADAMS

Table 123: IPC Sport - IPC Powerlifting

Testing Authority (TA)	ADAMS Code	Urine						Blood						Total Samples	% AAF
		IC Samples	ATF	AAF	OOB Samples	ATF	AAF	IC Samples	ATF	AAF	OOB Samples	ATF	AAF		
International Paralympic Committee	IPC	198	-	3	51	-	1	33	-	-	25	-	-	307	1%
Brazilian Paralympic Committee	CPB	123	-	1	-	-	-	-	-	-	-	-	-	123	1%
Russian National Anti-Doping Organization	RUSADA	60	-	7	28	-	2	15	-	-	18	-	1	121	8%
Mexican National Anti-Doping Committee	MEX-NADO	-	-	-	52	-	1	-	-	-	-	-	-	52	2%
Venezuela NADO	VEN-NADO	34	-	2	-	-	-	-	-	-	-	-	-	34	6%
Asean Para Sports Federation	APSF	26	-	-	-	-	-	-	-	-	-	-	-	26	0%
Kazakhstan National Anti-Doping Centre	KAZ-NADO	-	-	-	18	-	-	-	-	-	-	-	-	18	0%
Sports Authority of Thailand	THA-NADO	-	-	-	17	-	-	-	-	-	-	-	-	17	0%
National Anti Doping Agency -India	IND-NADO	16	-	-	-	-	-	-	-	-	-	-	-	16	0%
UK Anti-Doping	UKAD	-	-	-	9	-	-	-	-	-	6	-	-	15	0%
Egyptian National Anti-doping Organization	EGY-NADO	-	-	-	13	-	-	-	-	-	-	-	-	13	0%
Turkish Anti Doping Commission	TADC	6	-	-	6	-	-	-	-	-	-	-	-	12	0%
US Anti-Doping Agency	USADA	-	-	-	11	-	1	-	-	-	-	-	-	11	9%
I.R Iran National Anti-Doping Organization	IRI-NADO	11	-	1	-	-	-	-	-	-	-	-	-	11	9%
World Anti-Doping Agency	WADA-AMA	-	-	-	8	-	-	-	-	-	-	-	-	8	0%
Brazilian Authority on Anti-Doping Control	ABCD	-	-	-	7	-	-	-	-	-	-	-	-	7	0%
Korea Anti-Doping Agency	KADA	7	-	-	-	-	-	-	-	-	-	-	-	7	0%
Hellenic National Council for Combatting Doping	ESKAN	6	-	-	-	-	-	-	-	-	-	-	-	6	0%
Japan Anti-Doping Agency	JADA	4	-	-	-	-	-	-	-	-	-	-	-	4	0%
Hungarian Anti-Doping Agency	HUNADO	3	-	-	1	-	-	-	-	-	-	-	-	4	0%
West Asia RADO	W-ASIA-RADO	-	-	-	4	-	-	-	-	-	-	-	-	4	0%
South East Asia RADO	SE-ASIA-RADO	-	-	-	4	-	-	-	-	-	-	-	-	4	0%
Comité d'Organisation des Jeux Africains	COJA	-	-	-	-	-	-	4	-	-	-	-	-	4	0%
Irish Sports Council	ISC	-	-	-	1	-	-	-	-	-	2	-	-	3	0%
Netherlands Anti-Doping Authority	ADAN	-	-	-	2	-	-	-	-	-	-	-	-	2	0%
Anti-Doping Singapore	ADS	-	-	-	2	-	-	-	-	-	-	-	-	2	0%
Spain National Anti-Doping Agency	ESP-NADO	-	-	-	1	-	-	-	-	-	1	-	-	2	0%
Finnish Anti-Doping Agency	FINADA	-	-	-	2	-	-	-	-	-	-	-	-	2	0%
Eastern Europe RADO	E-EUR-RADO	-	-	-	2	-	-	-	-	-	-	-	-	2	0%
South African Institute for Drug-Free Sport	SAIDS	-	-	-	-	-	-	-	-	-	1	-	-	1	0%
Canadian Centre for Ethics in Sport	CCES	-	-	-	1	-	-	-	-	-	-	-	-	1	0%
Africa Zone IV RADO	AFR-RADO-IV	-	-	-	1	-	-	-	-	-	-	-	-	1	0%
		494	-	14	241	-	5	52	-	-	53	-	1	840	

Table 124: IPC Sport - IPC Shooting

Testing Authority (TA)	ADAMS Code	Urine						Blood						Total Samples	% AAF
		IC Samples	ATF	AAF	OOB Samples	ATF	AAF	IC Samples	ATF	AAF	OOB Samples	ATF	AAF		
International Paralympic Committee	IPC	39	-	-	-	-	-	-	-	-	-	-	-	39	0.0%
Sports Authority of Thailand	THA-NADO	4	-	-	18	1	-	-	-	-	-	-	-	22	0.0%
Korea Anti-Doping Agency	KADA	6	-	-	-	-	-	-	-	-	-	-	-	6	0.0%
Asean Para Sports Federation	APSF	5	-	-	-	-	-	-	-	-	-	-	-	5	0.0%
US Anti-Doping Agency	USADA	-	-	-	4	-	1	-	-	-	-	-	-	4	25.0%
Hungarian Anti-Doping Agency	HUNADO	-	-	-	2	-	-	-	-	-	-	-	-	2	0.0%
Japan Anti-Doping Agency	JADA	2	-	-	-	-	-	-	-	-	-	-	-	2	0.0%
Poland Commission Against Doping in Sports	PANDA	1	-	-	-	-	-	-	-	-	-	-	-	1	0.0%
Brazilian Authority on Anti-Doping Control	ABCD	-	-	-	1	-	-	-	-	-	-	-	-	1	0.0%
		57	-	-	25	1	1	-	-	-	-	-	-	82	

Table 125: IPC Sport - Skiing

IPC Alpine		Urine						Blood						Total Samples	% AAF
		ADAMS Code	IC Samples	IC ATF	IC AAF	OOB Samples	OOB ATF	OOB AAF	IC Samples	IC ATF	IC AAF	OOB Samples	OOB ATF		
Testing Authority (TA)	ADAMS Code	IC Samples	IC ATF	IC AAF	OOB Samples	OOB ATF	OOB AAF	IC Samples	IC ATF	IC AAF	OOB Samples	OOB ATF	OOB AAF	Total Samples	% AAF
International Paralympic Committee	IPC	25	-	1	-	-	-	-	-	-	-	-	-	25	4.0%
US Anti-Doping Agency	USADA	-	-	-	24	-	3	-	-	-	-	-	-	24	12.5%
Canadian Centre for Ethics in Sport	CCES	4	-	1	5	-	-	-	-	-	-	-	-	9	11.1%
Japan Anti-Doping Agency	JADA	5	-	-	3	-	-	-	-	-	-	-	-	8	0.0%
French Anti-Doping Agency	AFLD-NADO	6	-	-	-	-	-	-	-	-	-	-	-	6	0.0%
German National Anti-Doping Agency	NADA	4	-	-	2	-	-	-	-	-	-	-	-	6	0.0%
National Anti-Doping Agency Austria GmbH	NADA Austria	-	-	-	4	-	-	-	-	-	-	-	-	4	0.0%
Korea Anti-Doping Agency	KADA	2	-	-	-	-	-	-	-	-	-	-	-	2	0.0%
Spain National Anti-Doping Agency	ESP-NADO	-	-	-	1	-	-	-	-	-	-	-	-	1	0.0%
Antidoping Switzerland	SUI-NADO	-	-	-	1	-	-	-	-	-	-	-	-	1	0.0%
Netherlands Anti-Doping Authority	ADAN	-	-	-	1	-	-	-	-	-	-	-	-	1	0.0%
NADO Flanders	NADOFL	-	-	-	1	-	-	-	-	-	-	-	-	1	0.0%
		46	-	2	42	-	3	-	-	-	-	-	-	88	

IPC Biathlon (R)		Urine						Blood						Total Samples	% AAF
		ADAMS Code	IC Samples	IC ATF	IC AAF	OOB Samples	OOB ATF	OOB AAF	IC Samples	IC ATF	IC AAF	OOB Samples	OOB ATF		
Testing Authority (TA)	ADAMS Code	IC Samples	IC ATF	IC AAF	OOB Samples	OOB ATF	OOB AAF	IC Samples	IC ATF	IC AAF	OOB Samples	OOB ATF	OOB AAF	Total Samples	% AAF
Russian National Anti-Doping Organization	RUSADA	5	-	-	20	-	-	-	-	-	-	-	-	25	0.0%
International Paralympic Committee	IPC	13	-	-	-	-	-	2	-	-	-	-	-	15	0.0%
German National Anti-Doping Agency	NADA	1	-	-	-	-	-	-	-	-	1	-	-	2	0.0%
Finnish Anti-Doping Agency	FINADA	-	-	-	1	-	-	-	-	-	-	-	-	1	0.0%
		19	-	-	21	-	-	2	-	-	1	-	-	43	

IPC Cross-Country		Urine						Blood						Total Samples	% AAF
		ADAMS Code	IC Samples	IC ATF	IC AAF	OOB Samples	OOB ATF	OOB AAF	IC Samples	IC ATF	IC AAF	OOB Samples	OOB ATF		
Testing Authority (TA)	ADAMS Code	IC Samples	IC ATF	IC AAF	OOB Samples	OOB ATF	OOB AAF	IC Samples	IC ATF	IC AAF	OOB Samples	OOB ATF	OOB AAF	Total Samples	% AAF
Russian National Anti-Doping Organization	RUSADA	16	-	-	21	-	-	-	-	-	-	-	-	37	0.0%
International Paralympic Committee	IPC	9	-	-	7	-	-	-	-	-	6	-	-	22	0.0%
US Anti-Doping Agency	USADA	-	-	-	5	-	-	-	-	-	-	-	-	5	0.0%
German National Anti-Doping Agency	NADA	4	-	-	1	-	-	-	-	-	-	-	-	5	0.0%
Swedish Sports Confederation	RF	-	-	-	3	-	-	-	-	-	1	-	-	4	0.0%
Japan Anti-Doping Agency	JADA	3	-	-	1	-	-	-	-	-	-	-	-	4	0.0%
Finnish Anti-Doping Agency	FINADA	-	-	-	3	-	-	-	-	-	-	-	-	3	0.0%
Netherlands Anti-Doping Authority	ADAN	-	-	-	1	-	-	-	-	-	-	-	-	1	0.0%
Anti-Doping Norway	ADN	-	-	-	1	-	-	-	-	-	-	-	-	1	0.0%
		32	-	-	43	-	-	-	-	-	7	-	-	82	

IPC Cross-Country Sprint/Short Distance		Urine						Blood						Total Samples	% AAF
		ADAMS Code	IC Samples	IC ATF	IC AAF	OOB Samples	OOB ATF	OOB AAF	IC Samples	IC ATF	IC AAF	OOB Samples	OOB ATF		
Testing Authority (TA)	ADAMS Code	IC Samples	IC ATF	IC AAF	OOB Samples	OOB ATF	OOB AAF	IC Samples	IC ATF	IC AAF	OOB Samples	OOB ATF	OOB AAF	Total Samples	% AAF
US Anti-Doping Agency	USADA	-	-	-	1	-	-	-	-	-	-	-	-	1	0.0%
Canadian Centre for Ethics in Sport	CCES	-	-	-	1	-	-	-	-	-	-	-	-	1	0.0%
		-	-	-	2	-	-	-	-	-	-	-	-	2	

IPC Cross-Country Middle/Long Distance		Urine						Blood						Total Samples	% AAF
		ADAMS Code	IC Samples	IC ATF	IC AAF	OOB Samples	OOB ATF	OOB AAF	IC Samples	IC ATF	IC AAF	OOB Samples	OOB ATF		
Testing Authority (TA)	ADAMS Code	IC Samples	IC ATF	IC AAF	OOB Samples	OOB ATF	OOB AAF	IC Samples	IC ATF	IC AAF	OOB Samples	OOB ATF	OOB AAF	Total Samples	% AAF
International Paralympic Committee	IPC	8	-	-	-	-	-	-	-	-	-	-	-	8	0.0%
Swedish Sports Confederation	RF	-	-	-	3	-	-	-	-	-	2	-	-	5	0.0%
Canadian Centre for Ethics in Sport	CCES	-	-	-	4	-	-	-	-	-	-	-	-	4	0.0%
International Sports Federation for Athletes with an Intellectual Di	INAS	3	-	-	-	-	-	-	-	-	-	-	-	3	0.0%
		11	-	-	7	-	-	-	-	-	2	-	-	20	

Para-Snowboard		Urine						Blood						Total Samples	% AAF
		ADAMS Code	IC Samples	IC ATF	IC AAF	OOB Samples	OOB ATF	OOB AAF	IC Samples	IC ATF	IC AAF	OOB Samples	OOB ATF		
Testing Authority (TA)	ADAMS Code	IC Samples	IC ATF	IC AAF	OOB Samples	OOB ATF	OOB AAF	IC Samples	IC ATF	IC AAF	OOB Samples	OOB ATF	OOB AAF	Total Samples	% AAF
International Paralympic Committee	IPC	15	-	1	-	-	-	-	-	-	-	-	-	15	6.7%
US Anti-Doping Agency	USADA	-	-	-	4	-	-	-	-	-	-	-	-	4	0.0%
Canadian Centre for Ethics in Sport	CCES	-	-	-	1	-	-	-	-	-	-	-	-	1	0.0%
NADO Flanders	NADOFL	-	-	-	1	-	-	-	-	-	-	-	-	1	0.0%
		15	-	1	6	-	-	-	-	-	-	-	-	21	

Table 126: Sports for Athletes with an Impairment - Aquatics (CISS, IBSA, INAS)

Testing Authority (TA)	ADAMS Code	Urine						Blood						Total Samples	% AAF
		IC Samples	ATF	AAF	OOB Samples	ATF	AAF	IC Samples	ATF	AAF	OOB Samples	ATF	AAF		
Russian National Anti-Doping Organization	RUSADA	34	-	2	38	-	-	-	-	-	-	-	-	72	2.8%
French Community of Belgium NADO	BEL-CFWB	15	-	-	3	-	-	-	-	-	-	-	-	18	0.0%
International Blind Sport Association	IBSA	13	-	-	-	-	-	3	-	-	-	-	-	16	0.0%
International Committee of Sports for the Deaf	ICSD / CISS	10	-	-	-	-	-	-	-	-	-	-	-	10	0.0%
Kazakhstan National Anti-Doping Centre	KAZ-NADO	-	-	-	7	-	-	-	-	-	-	-	-	7	0.0%
South East Asia RADO	SE-ASIA-RADO	-	-	-	5	-	-	-	-	-	-	-	-	5	0.0%
Anti-Doping Norway	ADN	1	-	-	-	-	-	1	-	-	3	-	-	5	0.0%
National Anti-Doping Agency Austria GmbH	NADA Austria	-	-	-	2	-	-	-	-	-	-	-	-	2	0.0%
Braslian Authority on Anti-Doping Control	ABCD	-	-	-	-	-	-	-	-	-	1	-	-	1	0.0%
Canadian Centre for Ethics in Sport	CCES	1	-	-	-	-	-	-	-	-	-	-	-	1	0.0%
UK Anti-Doping	UKAD	-	-	-	1	-	-	-	-	-	-	-	-	1	0.0%
Japan Anti-Doping Agency	JADA	-	-	-	1	-	-	-	-	-	-	-	-	1	0.0%
Spain National Anti-Doping Agency	ESP-NADO	-	-	-	1	-	-	-	-	-	-	-	-	1	0.0%
		74	0	2	58	0	0	4	0	0	4	0	0	140	

Table 127: Sports for Athletes with an Impairment - Archery (Para-Archery)

Testing Authority (TA)	ADAMS Code	Urine						Blood						Total Samples	% AAF
		IC Samples	ATF	AAF	OOB Samples	ATF	AAF	IC Samples	ATF	AAF	OOB Samples	ATF	AAF		
World Archery Federation	WA	33	1	-	1	-	-	-	-	-	-	-	-	34	0%
Sports Authority of Thailand	THA-NADO	6	-	2	11	-	-	-	-	-	-	-	-	17	12%
German National Anti-Doping Agency	NADA	16	-	2	-	-	-	-	-	-	-	-	-	16	12.5%
US Anti-Doping Agency	USADA	1	-	-	8	-	-	-	-	-	-	-	-	9	0.0%
Asean Para Sports Federation	APSF	5	-	-	-	-	-	-	-	-	-	-	-	5	0.0%
Korea Anti-Doping Agency	KADA	4	-	-	-	-	-	-	-	-	-	-	-	4	0.0%
Canadian Centre for Ethics in Sport	CCES	4	-	-	-	-	-	-	-	-	-	-	-	4	0.0%
Netherlands Anti-Doping Authority	ADAN	3	-	-	-	-	-	-	-	-	-	-	-	3	0.0%
Anti-Doping Singapore	ADS	-	-	-	2	-	-	-	-	-	-	-	-	2	0.0%
Italian Paralympic Committee	CIP	-	-	-	2	-	-	-	-	-	-	-	-	2	0.0%
International Paralympic Committee	IPC	2	-	-	-	-	-	-	-	-	-	-	-	2	0.0%
Mexican National Anti-Doping Committee	MEX-NADO	-	-	-	1	-	-	-	-	-	-	-	-	1	0.0%
Braslian Authority on Anti-Doping Control	ABCD	-	-	-	1	-	-	-	-	-	-	-	-	1	0.0%
		74	1	4	26	0	0	0	0	0	0	0	0	100	

Table 128: Sports for Athletes with an Impairment - Arm Wrestling (Para-Arm Wrestling)

Testing Authority (TA)	ADAMS Code	Urine						Blood						Total Samples	% AAF
		IC Samples	ATF	AAF	OOB Samples	ATF	AAF	IC Samples	ATF	AAF	OOB Samples	ATF	AAF		
International Wheelchair and Amputee Sports Federation	IWAS	4	-	-	-	-	-	-	-	-	-	-	-	4	0.0%
		4	0	0	0	0	0	0	0	0	0	0	0	4	

Table 129: Sports for Athletes with an Impairment - Athletics (CISS, CSPIRA, IBSA, INAS)

Testing Authority (TA)	ADAMS Code	Urine						Blood						Total Samples	% AAF
		IC Samples	ATF	AAF	OOB Samples	ATF	AAF	IC Samples	ATF	AAF	OOB Samples	ATF	AAF		
Russian National Anti-Doping Organization	RUSADA	67	-	2	62	-	1	-	-	-	-	-	-	129	2.3%
International Blind Sport Association	IBSA	14	-	-	-	-	-	4	-	-	-	-	-	18	0.0%
International Sports Federation for Athletes with an Intellectual Disability	INAS	12	-	-	-	-	-	-	-	-	-	-	-	12	0.0%
Braslian Authority on Anti-Doping Control	ABCD	12	-	-	-	-	-	-	-	-	-	-	-	12	0.0%
International Committee of Sports for the Deaf	ICSD / CISS	10	1	-	-	-	-	-	-	-	-	-	-	10	0.0%
National Anti-Doping Agency Austria GmbH	NADA Austria	-	-	-	7	-	-	-	-	-	-	-	-	7	0.0%
European Deaf Sport Organization	EDSO	6	-	-	-	-	-	-	-	-	-	-	-	6	0.0%
Spain National Anti-Doping Agency	ESP-NADO	-	-	-	2	-	-	-	-	-	-	-	-	2	0.0%
Cerebral Palsy International Sports and Recreation Association	CPISRA	2	-	-	-	-	-	-	-	-	-	-	-	2	0.0%
UK Anti-Doping	UKAD	-	-	-	1	-	-	-	-	-	-	-	-	1	0.0%
National Anti Doping Agency -India	IND-NADO	1	-	-	-	-	-	-	-	-	-	-	-	1	0.0%
US Anti-Doping Agency	USADA	1	-	-	-	-	-	-	-	-	-	-	-	1	0.0%
Pan American Sports Organization	PASO	1	-	-	-	-	-	-	-	-	-	-	-	1	0.0%
Agency for Anti-Doping Control of Bosnia and Herzegovina	BIH-NADO	1	-	-	-	-	-	-	-	-	-	-	-	1	0.0%
		127	1	2	72	0	1	4	0	0	0	0	0	203	

Table 130: Sports for Athletes with an Impairment - Badminton (Para-Badminton, CISS Badminton)

Testing Authority (TA)	ADAMS Code	Urine						Blood						Total Samples	% AAF
		IC			OOC			IC			OOC				
		Samples	ATF	AAF	Samples	ATF	AAF	Samples	ATF	AAF	Samples	ATF	AAF		
Sports Authority of Thailand	THA-NADO	4	-	-	20	-	-	-	-	-	-	-	-	24	0.0%
Badminton World Federation	BWF	17	-	-	1	-	-	-	-	-	1	-	-	19	0.0%
Korea Anti-Doping Agency	KADA	5	-	-	10	-	-	-	-	-	-	-	-	15	0.0%
Asean Para Sports Federation	APSF	7	-	1	-	-	-	-	-	-	-	-	-	7	14.3%
International Committee of Sports for the Deaf	ICSD / CISS	2	-	-	-	-	-	-	-	-	-	-	-	2	0.0%
Anti-Doping Singapore	ADS	-	-	-	1	-	-	-	-	-	-	-	-	1	0.0%
		35	0	1	32	0	0	0	0	0	1	0	0	68	

Table 131: Sports for Athletes with an Impairment - Basketball (Wheelchair, CISS, ID, INAS-FID)

Testing Authority (TA)	ADAMS Code	Urine						Blood						Total Samples	% AAF
		IC			OOC			IC			OOC				
		Samples	ATF	AAF	Samples	ATF	AAF	Samples	ATF	AAF	Samples	ATF	AAF		
Colombian NADO	COL-NADO	36	-	-	8	-	-	-	-	-	-	-	-	44	0.0%
US Anti-Doping Agency	USADA	-	-	-	42	-	-	-	-	-	-	-	-	42	0.0%
Venezuela NADO	VEN-NADO	24	-	-	4	-	-	-	-	-	-	-	-	28	0.0%
German National Anti-Doping Agency	NADA	-	-	-	27	-	-	-	-	-	-	-	-	27	0.0%
Canadian Centre for Ethics in Sport	CCES	4	-	-	23	-	-	-	-	-	-	-	-	27	0.0%
Mexican National Anti-Doping Committee	MEX-NADO	-	-	-	23	-	-	-	-	-	-	-	-	23	0.0%
International Paralympic Committee	IPC	20	-	-	-	-	-	-	-	-	-	-	-	20	0.0%
Sports Authority of Thailand	THA-NADO	4	-	-	12	-	-	-	-	-	-	-	-	16	0.0%
International Wheelchair Basketball Federation	IWBF	6	-	-	8	-	-	-	-	-	-	-	-	14	0.0%
China Anti-Doping Agency	CHINADA	10	-	-	-	-	-	-	-	-	-	-	-	10	0.0%
South African Institute for Drug-Free Sport	SAIDS	8	-	-	-	-	-	-	-	-	-	-	-	8	0.0%
Korea Anti-Doping Agency	KADA	7	-	-	-	-	-	-	-	-	-	-	-	7	0.0%
Japan Anti-Doping Agency	JADA	6	-	-	-	-	-	-	-	-	-	-	-	6	0.0%
International Committee of Sports for the Deaf	ICSD / CISS	6	1	-	-	-	-	-	-	-	-	-	-	6	0.0%
Italian Paralympic Committee	CIP	4	-	1	-	-	-	-	-	-	-	-	-	4	25.0%
French Anti-Doping Agency	AFLD-NADO	4	-	-	-	-	-	-	-	-	-	-	-	4	0.0%
Spain National Anti-Doping Agency	ESP-NADO	4	1	-	-	-	-	-	-	-	-	-	-	4	0.0%
Anti-Doping Singapore	ADS	-	-	-	3	-	-	-	-	-	-	-	-	3	0.0%
Asean Para Sports Federation	APSF	2	-	-	-	-	-	-	-	-	-	-	-	2	0.0%
Netherlands Anti-Doping Authority	ADAN	-	-	-	2	-	-	-	-	-	-	-	-	2	0.0%
		145	2	1	152	0	0	0	0	0	0	0	0	297	

Table 132: Sports for Athletes with an Impairment - Boccia (Para-Boccia)

Testing Authority (TA)	ADAMS Code	Urine						Blood						Total Samples	% AAF
		IC			OOC			IC			OOC				
		Samples	ATF	AAF	Samples	ATF	AAF	Samples	ATF	AAF	Samples	ATF	AAF		
Boccia International Sports Federation	BISFED	14	-	-	2	-	-	-	-	-	-	-	-	16	0.0%
Netherlands Anti-Doping Authority	ADAN	-	-	-	7	-	-	-	-	-	-	-	-	7	0.0%
Mexican National Anti-Doping Committee	MEX-NADO	-	-	-	6	-	-	-	-	-	-	-	-	6	0.0%
Portugal Anti-Doping Agency	ADoP	6	-	-	-	-	-	-	-	-	-	-	-	6	0.0%
Turkish Anti Doping Commission	TADC	6	-	-	-	-	-	-	-	-	-	-	-	6	0.0%
Canadian Centre for Ethics in Sport	CCES	2	-	-	3	-	-	-	-	-	-	-	-	5	0.0%
Korea Anti-Doping Agency	KADA	4	-	-	-	-	-	-	-	-	-	-	-	4	0.0%
Japan Anti-Doping Agency	JADA	4	1	-	-	-	-	-	-	-	-	-	-	4	0.0%
US Anti-Doping Agency	USADA	-	-	-	4	-	-	-	-	-	-	-	-	4	0.0%
Poland Commission Against Doping in Sports	PANDA	3	-	-	-	-	-	-	-	-	-	-	-	3	0.0%
China Anti-Doping Agency	CHINADA	2	1	-	-	-	-	-	-	-	-	-	-	2	0.0%
Anti-Doping Agency of Serbia	ADAS	2	-	-	-	-	-	-	-	-	-	-	-	2	0.0%
International Paralympic Committee	IPC	2	-	-	-	-	-	-	-	-	-	-	-	2	0.0%
Spanish Federation of Sports for Persons with Cerebral Palsy and B	ESP-DPC	2	-	-	-	-	-	-	-	-	-	-	-	2	0.0%
		47	2	0	22	0	0	0	0	0	0	0	0	69	

Table 133: Sports for Athletes with an Impairment - Bowls (Para-Bowls)

Testing Authority (TA)	ADAMS Code	Urine						Blood						Total Samples	% AAF
		IC			OOC			IC			OOC				
		Samples	ATF	AAF	Samples	ATF	AAF	Samples	ATF	AAF	Samples	ATF	AAF		
Sports Authority of Thailand	THA-NADO	-	-	-	13	1	1	-	-	-	-	-	-	13	7.7%
Korea Anti-Doping Agency	KADA	-	-	-	5	-	-	-	-	-	-	-	-	5	0.0%
		0	0	0	18	1	1	0	0	0	0	0	0	18	

Table 134: Sports for Athletes with an Impairment - Canoe / Kayak (Para-Canoe Sprint)

Testing Authority (TA)	ADAMS Code	Urine						Blood						Total Samples	% AAF
		IC			OOC			IC			OOC				
		Samples	ATF	AAF	Samples	ATF	AAF	Samples	ATF	AAF	Samples	ATF	AAF		
Braslian Authority on Anti-Doping Control	ABCD	9	-	-	1	-	-	-	-	-	2	-	-	12	0.0%
Russian National Anti-Doping Organization	RUSADA	-	-	-	11	-	-	-	-	-	-	-	-	11	0.0%
German National Anti-Doping Agency	NADA	-	-	-	9	-	-	-	-	-	1	-	-	10	0.0%
Hungarian Anti-Doping Agency	HUNADO	5	-	1	1	-	-	-	-	-	-	-	-	6	16.7%
International Canoe Federation	ICF	4	-	-	2	-	-	-	-	-	-	-	-	6	0.0%
Irish Sports Council	ISC	-	-	-	3	-	-	-	-	-	-	-	-	3	0.0%
National Anti-Doping Agency Austria GmbH	NADA Austria	-	-	-	2	-	-	-	-	-	-	-	-	2	0.0%
		18	0	1	29	0	0	0	0	0	3	0	0	50	

Table 135: Sports for Athletes with an Impairment - Curling (Para-Curling, CISS)

Testing Authority (TA)	ADAMS Code	Urine						Blood						Total Samples	% AAF
		IC			OOC			IC			OOC				
		Samples	ATF	AAF	Samples	ATF	AAF	Samples	ATF	AAF	Samples	ATF	AAF		
US Anti-Doping Agency	USADA	6	-	-	6	-	-	-	-	-	-	-	-	12	0.0%
World Curling Federation	WCF	4	-	-	8	-	1	-	-	-	-	-	-	12	8.3%
Russian National Anti-Doping Organization	RUSADA	-	-	-	8	-	-	-	-	-	-	-	-	8	0.0%
Antidoping Switzerland	SUI-NADO	4	-	-	-	-	-	-	-	-	-	-	-	4	0.0%
International Committee of Sports for the Deaf	ICSD / CISS	4	-	-	-	-	-	-	-	-	-	-	-	4	0.0%
Canadian Centre for Ethics in Sport	CCES	4	-	1	-	-	-	-	-	-	-	-	-	4	25.0%
Korea Anti-Doping Agency	KADA	3	-	-	-	-	-	-	-	-	-	-	-	3	0.0%
China Anti-Doping Agency	CHINADA	2	-	-	-	-	-	-	-	-	-	-	-	2	0.0%
		27	0	1	22	0	1	0	0	0	0	0	0	49	

Table 136: Sports for Athletes with an Impairment - Cycling (Para-Cycling, CISS)

Testing Authority (TA)	ADAMS Code	Urine						Blood						Total Samples	% AAF
		IC			OOC			IC			OOC				
		Samples	ATF	AAF	Samples	ATF	AAF	Samples	ATF	AAF	Samples	ATF	AAF		
International Cycling Union	UCI	107	1	2	10	1	1	-	-	-	-	-	-	117	2.6%
US Anti-Doping Agency	USADA	-	-	-	48	-	-	-	-	-	-	-	-	48	0.0%
Italian Paralympic Committee	CIP	32	-	2	14	-	-	-	-	-	-	-	-	46	4.3%
Irish Sports Council	ISC	-	-	-	19	-	-	-	-	-	24	-	-	43	0.0%
Netherlands Anti-Doping Authority	ADAN	12	-	-	29	-	-	-	-	-	-	-	-	41	0.0%
German National Anti-Doping Agency	NADA	17	-	1	21	-	-	-	-	-	-	-	-	38	2.6%
Russian National Anti-Doping Organization	RUSADA	38	-	-	-	-	-	-	-	-	-	-	-	38	0.0%
Canadian Centre for Ethics in Sport	CCES	12	-	-	18	-	-	-	-	-	1	-	-	31	0.0%
International Paralympic Committee	IPC	10	-	-	5	-	-	8	-	-	3	-	-	26	0.0%
UK Anti-Doping	UKAD	-	-	-	20	-	-	-	-	-	4	-	-	24	0.0%
Colombian NADO	COL-NADO	16	-	-	1	-	-	-	-	-	-	-	-	17	0.0%
Australian Sports Anti-Doping Authority	ASADA	8	-	-	1	-	-	-	-	-	7	-	-	16	0.0%
Braslian Authority on Anti-Doping Control	ABCD	13	-	1	2	-	-	-	-	-	-	-	-	15	6.7%
Antidoping Switzerland	SUI-NADO	4	-	-	3	-	-	-	-	-	2	-	-	9	0.0%
Poland Commission Against Doping in Sports	PANDA	8	-	-	-	-	-	-	-	-	-	-	-	8	0.0%
French Community of Belgium NADO	BEL-CFWB	-	-	-	6	-	-	-	-	-	-	-	-	6	0.0%
Hellenic National Council for Combatting Doping	ESKAN	6	-	-	-	-	-	-	-	-	-	-	-	6	0.0%
Korea Anti-Doping Agency	KADA	6	-	-	-	-	-	-	-	-	-	-	-	6	0.0%
National Anti-Doping Agency Austria GmbH	NADA Austria	-	-	-	4	-	-	-	-	-	1	-	-	5	0.0%
NADO Flanders	NADOF	-	-	-	4	-	-	-	-	-	-	-	-	4	0.0%
Mexican National Anti-Doping Committee	MEX-NADO	-	-	-	4	-	-	-	-	-	-	-	-	4	0.0%
International Committee of Sports for the Deaf	ICSD / CISS	4	1	-	-	-	-	-	-	-	-	-	-	4	0.0%
Swedish Sports Confederation	RF	-	-	-	3	-	-	-	-	-	-	-	-	3	0.0%
Japan Anti-Doping Agency	JADA	2	-	-	1	-	-	-	-	-	-	-	-	3	0.0%
Spain National Anti-Doping Agency	ESP-NADO	-	-	-	2	-	-	-	-	-	-	-	-	2	0.0%
Czech Anti-Doping Committee	CADC	-	-	-	1	-	-	-	-	-	-	-	-	1	0.0%
		295	2	6	216	1	1	8	0	0	42	0	0	561	

Table 137: Sports for Athletes with an Impairment - Equestrian (Para-Equestrian)

Testing Authority (TA)	ADAMS Code	Urine						Blood						Total Samples	% AAF
		IC			OOC			IC			OOC				
		Samples	ATF	AAF	Samples	ATF	AAF	Samples	ATF	AAF	Samples	ATF	AAF		
Russian National Anti-Doping Organization	RUSADA	10	-	1	-	-	-	-	-	-	-	-	-	10	10.0%
International Equestrian Federation	FEI	5	-	-	2	-	-	-	-	-	-	-	-	7	0.0%
NADO Flanders	NADOF	6	-	-	-	-	-	-	-	-	-	-	-	6	0.0%
Netherlands Anti-Doping Authority	ADAN	4	-	-	-	-	-	-	-	-	-	-	-	4	0.0%
US Anti-Doping Agency	USADA	-	-	-	3	-	1	-	-	-	-	-	-	3	33.3%
German National Anti-Doping Agency	NADA	-	-	-	2	-	-	-	-	-	-	-	-	2	0.0%
		25	0	1	7	0	1	0	0	0	0	0	0	32	

Table 138: Sports for Athletes with an Impairment - Fencing (Wheelchair Fencing)

Testing Authority (TA)	ADAMS Code	Urine						Blood						Total Samples	% AAF
		IC			OOC			IC			OOC				
		Samples	ATF	AAF	Samples	ATF	AAF	Samples	ATF	AAF	Samples	ATF	AAF		
International Wheelchair and Amputee Sports Federation	IWAS	47	-	-	-	-	-	-	-	-	-	-	-	47	0.0%
Russian National Anti-Doping Organization	RUSADA	-	-	-	6	-	-	-	-	-	-	-	-	6	0.0%
Italian Paralympic Committee	CIP	-	-	-	6	-	-	-	-	-	-	-	-	6	0.0%
China Anti-Doping Agency	CHINADA	5	-	-	-	-	-	-	-	-	-	-	-	5	0.0%
Korea Anti-Doping Agency	KADA	4	-	-	-	-	-	-	-	-	-	-	-	4	0.0%
Sports Authority of Thailand	THA-NADO	4	-	-	-	-	-	-	-	-	-	-	-	4	0.0%
Hungarian Anti-Doping Agency	HUNADO	-	-	-	2	-	-	-	-	-	-	-	-	2	0.0%
French Community of Belgium NADO	BEL-CFWB	-	-	-	2	-	-	-	-	-	-	-	-	2	0.0%
West Asia RADO	W-ASIA-RADO	-	-	-	1	-	-	-	-	-	-	-	-	1	0.0%
		60	0	0	17	0	0	0	0	0	0	0	0	77	

Table 139: Sports for Athletes with an Impairment - Football (CISS)

Testing Authority (TA)	ADAMS Code	Urine						Blood						Total Samples	% AAF
		IC			OOC			IC			OOC				
		Samples	ATF	AAF	Samples	ATF	AAF	Samples	ATF	AAF	Samples	ATF	AAF		
Colombian NADO	COL-NADO	17	-	-	-	-	-	-	-	-	-	-	-	17	0.0%
German National Anti-Doping Agency	NADA	16	-	-	-	-	-	-	-	-	-	-	-	16	0.0%
Korea Anti-Doping Agency	KADA	5	-	-	-	-	-	-	-	-	-	-	-	5	0.0%
UK Anti-Doping	UKAD	4	-	-	-	-	-	-	-	-	-	-	-	4	0.0%
Netherlands Anti-Doping Authority	ADAN	-	-	-	1	-	-	-	-	-	-	-	-	1	0.0%
		42	0	0	1	0	0	0	0	0	0	0	0	43	

Table 140: Sports for Athletes with an Impairment - Football 5-a-Side

Testing Authority (TA)	ADAMS Code	Urine						Blood						Total Samples	% AAF
		IC			OOC			IC			OOC				
		Samples	ATF	AAF	Samples	ATF	AAF	Samples	ATF	AAF	Samples	ATF	AAF		
International Blind Sport Association	IBSA	20	-	-	-	-	-	-	-	-	-	-	-	20	0.0%
Spain National Anti-Doping Agency	ESP-NADO	8	-	-	7	-	-	-	-	-	-	-	-	15	0.0%
Mexican National Anti-Doping Committee	MEX-NADO	-	-	-	10	-	-	-	-	-	-	-	-	10	0.0%
Colombian NADO	COL-NADO	7	-	-	-	-	-	-	-	-	-	-	-	7	0.0%
German National Anti-Doping Agency	NADA	-	-	-	7	-	2	-	-	-	-	-	-	7	28.6%
Turkish Anti Doping Commission	TADC	4	-	-	-	-	-	-	-	-	-	-	-	4	0.0%
International Paralympic Committee	IPC	4	-	-	-	-	-	-	-	-	-	-	-	4	0.0%
Anti-Doping Singapore	ADS	-	-	-	3	-	-	-	-	-	-	-	-	3	0.0%
Asean Para Sports Federation	APSF	2	-	-	-	-	-	-	-	-	-	-	-	2	0.0%
		45	0	0	27	0	2	0	0	0	0	0	0	72	

Table 141: Sports for Athletes with an Impairment - Football 7-a-Side

Testing Authority (TA)	ADAMS Code	Urine						Blood						Total Samples	% AAF
		IC			OOC			IC			OOC				
		Samples	ATF	AAF	Samples	ATF	AAF	Samples	ATF	AAF	Samples	ATF	AAF		
Russian National Anti-Doping Organization	RUSADA	-	-	-	25	-	-	-	-	-	-	-	-	25	0.0%
Sports Authority of Thailand	THA-NADO	-	-	-	14	4	-	-	-	-	-	-	-	14	0.0%
US Anti-Doping Agency	USADA	-	-	-	11	-	-	-	-	-	-	-	-	11	0.0%
Canadian Centre for Ethics in Sport	CCES	-	-	-	9	-	-	-	-	-	-	-	-	9	0.0%
Asean Para Sports Federation	APSF	5	-	-	-	-	-	-	-	-	-	-	-	5	0.0%
International Paralympic Committee	IPC	4	-	-	-	-	-	-	-	-	-	-	-	4	0.0%
Cerebral Palsy International Sports and Recreation Association	CPIRSA	2	-	-	2	-	-	-	-	-	-	-	-	4	0.0%
Anti-Doping Singapore	ADS	-	-	-	3	-	-	-	-	-	-	-	-	3	0.0%
Spain National Anti-Doping Agency	ESP-NADO	-	-	-	1	-	-	-	-	-	-	-	-	1	0.0%
		11	0	0	65	4	0	0	0	0	0	0	0	76	

Table 142: Sports for Athletes with an Impairment - Goalball

Testing Authority (TA)	ADAMS Code	Urine						Blood						Total Samples	% AAF
		IC Samples	ATF	AAF	OOB Samples	ATF	AAF	IC Samples	ATF	AAF	OOB Samples	ATF	AAF		
US Anti-Doping Agency	USADA	-	-	-	22	-	-	-	-	-	-	-	-	22	0.0%
Sports Authority of Thailand	THA-NADO	4	-	-	12	-	-	-	-	-	-	-	-	16	0.0%
International Blind Sport Association	IBSA	12	-	-	-	-	-	-	-	-	-	-	-	12	0.0%
Asean Para Sports Federation	APSF	9	-	-	-	-	-	-	-	-	-	-	-	9	0.0%
Spain National Anti-Doping Agency	ESP-NADO	5	-	1	4	-	1	-	-	-	-	-	-	9	22.2%
China Anti-Doping Agency	CHINADA	8	1	-	-	-	-	-	-	-	-	-	-	8	0.0%
Canadian Centre for Ethics in Sport	CCES	5	-	1	2	-	-	-	-	-	-	-	-	7	14.3%
Portugal Anti-Doping Agency	ADoP	6	-	-	-	-	-	-	-	-	-	-	-	6	0.0%
Mexican National Anti-Doping Committee	MEX-NADO	-	-	-	5	-	-	-	-	-	-	-	-	5	0.0%
German National Anti-Doping Agency	NADA	-	-	-	5	-	-	-	-	-	-	-	-	5	0.0%
Japan Anti-Doping Agency	JADA	4	-	-	1	-	-	-	-	-	-	-	-	5	0.0%
International Paralympic Committee	IPC	4	-	-	-	-	-	-	-	-	-	-	-	4	0.0%
Anti-Doping Singapore	ADS	-	-	-	3	-	-	-	-	-	-	-	-	3	0.0%
Hungarian Anti-Doping Agency	HUNADO	-	-	-	2	-	-	-	-	-	-	-	-	2	0.0%
Finnish Anti-Doping Agency	FINADA	2	-	-	-	-	-	-	-	-	-	-	-	2	0.0%
Algerian National Anti-Doping Organization	ALG-NADO	-	-	-	1	-	-	-	-	-	-	-	-	1	0.0%
		59	1	2	57	0	1	0	0	0	0	0	0	116	

Table 143: Sports for Athletes with an Impairment - Handball (Para-Handball and CISS)

Testing Authority (TA)	ADAMS Code	Urine						Blood						Total Samples	% AAF
		IC Samples	ATF	AAF	OOB Samples	ATF	AAF	IC Samples	ATF	AAF	OOB Samples	ATF	AAF		
German National Anti-Doping Agency	NADA	-	-	-	11	-	-	-	-	-	-	-	-	11	0.0%
US Anti-Doping Agency	USADA	-	-	-	1	-	-	-	-	-	-	-	-	1	0.0%
		0	0	0	12	0	0	0	0	0	0	0	0	12	

Table 144: Sports for Athletes with an Impairment - Ice Hockey (CISS)

Testing Authority (TA)	ADAMS Code	Urine						Blood						Total Samples	% AAF
		IC Samples	ATF	AAF	OOB Samples	ATF	AAF	IC Samples	ATF	AAF	OOB Samples	ATF	AAF		
Russian National Anti-Doping Organization	RUSADA	-	-	-	35	-	-	-	-	-	-	-	-	35	0.0%
International Committee of Sports for the Deaf	ICSD / CISS	10	-	1	-	-	-	-	-	-	-	-	-	10	10.0%
		10	0	1	35	0	0	0	0	0	0	0	0	45	

Table 145: Sports for Athletes with an Impairment - Judo (CISS, Para-Judo)

Testing Authority (TA)	ADAMS Code	Urine						Blood						Total Samples	% AAF
		IC Samples	ATF	AAF	OOB Samples	ATF	AAF	IC Samples	ATF	AAF	OOB Samples	ATF	AAF		
Russian National Anti-Doping Organization	RUSADA	20	-	-	14	-	-	-	-	-	-	-	-	34	0.0%
US Anti-Doping Agency	USADA	-	-	-	24	-	-	-	-	-	-	-	-	24	0.0%
International Blind Sport Association	IBSA	23	-	-	-	-	-	-	-	-	-	-	-	23	0.0%
International Paralympic Committee	IPC	11	-	-	1	-	-	1	-	-	1	-	-	14	0.0%
Venezuela NADO	VEN-NADO	13	-	-	-	-	-	-	-	-	-	-	-	13	0.0%
German National Anti-Doping Agency	NADA	8	-	-	3	-	-	-	-	-	-	-	-	11	0.0%
Cuban National Anti-Doping Agency	CUB-NADO	-	-	-	8	-	-	-	-	-	-	-	-	8	0.0%
Sports Authority of Thailand	THA-NADO	6	-	-	-	-	-	-	-	-	-	-	-	6	0.0%
Turkish Anti Doping Commission	TADC	6	-	-	-	-	-	-	-	-	-	-	-	6	0.0%
Mexican National Anti-Doping Committee	MEX-NADO	-	-	-	4	-	-	-	-	-	-	-	-	4	0.0%
Spain National Anti-Doping Agency	ESP-NADO	4	-	1	-	-	-	-	-	-	-	-	-	4	25.0%
Canadian Centre for Ethics in Sport	CCES	-	-	-	4	-	-	-	-	-	-	-	-	4	0.0%
Korea Anti-Doping Agency	KADA	4	-	-	-	-	-	-	-	-	-	-	-	4	0.0%
Japan Anti-Doping Agency	JADA	-	-	-	1	-	-	-	-	-	-	-	-	1	0.0%
Hungarian Anti-Doping Agency	HUNADO	-	-	-	1	-	-	-	-	-	-	-	-	1	0.0%
		95	0	1	60	0	0	1	0	0	1	0	0	157	

Table 146: Sports for Athletes with an Impairment - Powerlifting (IBSA)

Testing Authority (TA)	ADAMS Code	Urine						Blood						Total Samples	% AAF
		IC Samples	ATF	AAF	OOB Samples	ATF	AAF	IC Samples	ATF	AAF	OOB Samples	ATF	AAF		
Russian National Anti-Doping Organization	RUSADA	32	-	-	13	-	10	6	-	-	8	-	-	59	16.9%
International Blind Sport Association	IBSA	12	-	-	-	-	-	3	-	-	-	-	-	15	0.0%
		44	0	0	13	0	10	9	0	0	8	0	0	74	

Table 147: Sports for Athletes with an Impairment - Rowing (Para-Rowing)

Testing Authority (TA)	ADAMS Code	Urine						Blood						Total Samples	% AAF
		IC Samples	ATF	AAF	OC Samples	ATF	AAF	IC Samples	ATF	AAF	OC Samples	ATF	AAF		
Russian National Anti-Doping Organization	RUSADA	12	-	-	15	-	-	4	-	-	-	-	-	31	0.0%
UK Anti-Doping	UKAD	-	-	-	17	-	-	-	-	-	2	-	-	19	0.0%
Venezuela NADO	VEN-NADO	11	-	-	-	-	-	-	-	-	-	-	11	0.0%	
US Anti-Doping Agency	USADA	-	-	-	9	-	1	-	-	-	-	-	9	11.1%	
Italian Paralympic Committee	CIP	-	-	-	9	-	-	-	-	-	-	-	9	0.0%	
Korea Anti-Doping Agency	KADA	7	-	2	-	-	-	-	-	-	-	-	7	28.6%	
German National Anti-Doping Agency	NADA	-	-	-	6	-	-	-	-	-	-	-	6	0.0%	
International Rowing Federation	FISA	2	-	-	1	-	-	-	-	-	-	-	3	0.0%	
Mexican National Anti-Doping Committee	MEX-NADO	-	-	-	2	-	-	-	-	-	-	-	2	0.0%	
Canadian Centre for Ethics in Sport	CCES	1	-	-	-	-	-	-	-	-	-	-	1	0.0%	
		33	0	2	59	0	1	4	0	0	2	0	98		

Table 148: Sports for Athletes with an Impairment - Rugby (Wheelchair Rugby)

Testing Authority (TA)	ADAMS Code	Urine						Blood						Total Samples	% AAF
		IC Samples	ATF	AAF	OC Samples	ATF	AAF	IC Samples	ATF	AAF	OC Samples	ATF	AAF		
International Wheelchair Rugby Federation	IWRF	24	2	-	-	-	-	-	-	-	-	-	-	24	0.0%
US Anti-Doping Agency	USADA	-	-	-	21	-	-	-	-	-	-	-	21	0.0%	
Canadian Centre for Ethics in Sport	CCES	13	-	-	4	-	-	-	-	-	-	-	17	0.0%	
International Paralympic Committee	IPC	10	-	-	-	-	-	-	-	-	-	-	10	0.0%	
Japan Anti-Doping Agency	JADA	6	-	-	-	-	-	-	-	-	-	-	6	0.0%	
Korea Anti-Doping Agency	KADA	4	-	-	-	-	-	-	-	-	-	-	4	0.0%	
World Rugby	World Rugby	4	-	-	-	-	-	-	-	-	-	-	4	0.0%	
Swedish Sports Confederation	RF	4	-	-	-	-	-	-	-	-	-	-	4	0.0%	
Finnish Anti-Doping Agency	FINADA	-	-	-	3	-	-	-	-	-	-	-	3	0.0%	
		65	2	0	28	0	0	0	0	0	0	0	93		

Table 149: Sports for Athletes with an Impairment - Sailing (Para-Sailing)

Testing Authority (TA)	ADAMS Code	Urine						Blood						Total Samples	% AAF
		IC Samples	ATF	AAF	OC Samples	ATF	AAF	IC Samples	ATF	AAF	OC Samples	ATF	AAF		
US Anti-Doping Agency	USADA	-	-	-	11	-	-	-	-	-	-	-	11	0.0%	
Anti-Doping Singapore	ADS	-	-	-	4	-	-	-	-	-	-	-	4	0.0%	
Asean Para Sports Federation	APSF	2	-	-	-	-	-	-	-	-	-	-	2	0.0%	
German National Anti-Doping Agency	NADA	-	-	-	1	-	-	-	-	-	-	-	1	0.0%	
Canadian Centre for Ethics in Sport	CCES	-	-	-	1	-	-	-	-	-	-	-	1	0.0%	
		2	0	0	17	0	0	0	0	0	0	0	19		

Table 150: Sports for Athletes with an Impairment - Shooting (CISS)

Testing Authority (TA)	ADAMS Code	Urine						Blood						Total Samples	% AAF
		IC Samples	ATF	AAF	OC Samples	ATF	AAF	IC Samples	ATF	AAF	OC Samples	ATF	AAF		
European Deaf Sport Organization	EDSO	4	-	-	-	-	-	-	-	-	-	-	-	4	0.0%
		4	0	0	0	0	0	0	0	0	0	0	4		

Table 151: Sports for Athletes with an Impairment - Skiing (CISS, IBSA)

Testing Authority (TA)	ADAMS Code	Urine						Blood						Total Samples	% AAF
		IC Samples	ATF	AAF	OC Samples	ATF	AAF	IC Samples	ATF	AAF	OC Samples	ATF	AAF		
International Committee of Sports for the Deaf	ICSD / CISS	39	-	-	-	-	-	-	-	-	-	-	-	39	0.0%
Russian National Anti-Doping Organization	RUSADA	5	-	-	31	-	-	-	-	-	-	-	36	0.0%	
Spain National Anti-Doping Agency	ESP-NADO	-	-	-	6	-	-	-	-	-	-	-	6	0.0%	
French Community of Belgium NADO	BEL-CFWB	-	-	-	5	-	-	-	-	-	-	-	5	0.0%	
German National Anti-Doping Agency	NADA	-	-	-	5	-	-	-	-	-	-	-	5	0.0%	
National Anti-Doping Agency Austria GmbH	NADA Austria	-	-	-	2	-	-	-	-	-	-	-	2	0.0%	
		44	0	0	49	0	0	0	0	0	0	0	93		

Table 152: Sports for Athletes with an Impairment - Sport Climbing (Para-Climbing)

Testing Authority (TA)	ADAMS Code	Urine						Blood						Total Samples	% AAF
		IC Samples	ATF	AAF	OC Samples	ATF	AAF	IC Samples	ATF	AAF	OC Samples	ATF	AAF		
Italian Paralympic Committee	CIP	1	-	-	-	-	-	-	-	-	-	-	-	1	0.0%
		1	0	0	0	0	0	0	0	0	0	0	1		

Table 153: Sports for Athletes with an Impairment - Table Tennis (Para-Table Tennis)

Testing Authority (TA)	ADAMS Code	Urine						Blood						Total Samples	% AAF
		IC			OOC			IC			OOC				
		Samples	ATF	AAF	Samples	ATF	AAF	Samples	ATF	AAF	Samples	ATF	AAF		
International Table Tennis Federation	ITTF	15	-	1	9	-	-	-	-	-	-	-	-	24	4.2%
German National Anti-Doping Agency	NADA	9	-	-	15	-	-	-	-	-	-	-	-	24	0.0%
Sports Authority of Thailand	THA-NADO	-	-	-	23	-	-	-	-	-	-	-	-	23	0.0%
Korea Anti-Doping Agency	KADA	7	-	-	13	-	-	-	-	-	-	-	-	20	0.0%
Mexican National Anti-Doping Committee	MEX-NADO	-	-	-	16	-	-	-	-	-	-	-	-	16	0.0%
French Community of Belgium NADO	BEL-CFWB	5	-	1	7	-	-	-	-	-	-	-	-	12	8.3%
Venezuela NADO	VEN-NADO	10	-	-	-	-	-	-	-	-	-	-	-	10	0.0%
Cuban National Anti-Doping Agency	CUB-NADO	-	-	-	9	-	-	-	-	-	-	-	-	9	0.0%
US Anti-Doping Agency	USADA	-	-	-	6	-	1	-	-	-	-	-	-	6	16.7%
Russian National Anti-Doping Organization	RUSADA	-	-	-	6	-	-	-	-	-	-	-	-	6	0.0%
Colombian NADO	COL-NADO	5	-	2	1	-	-	-	-	-	-	-	-	6	33.3%
Romanian National Anti-Doping Agency	ANAD-Romania	-	-	-	6	-	-	-	-	-	-	-	-	6	0.0%
Asean Para Sports Federation	APSF	5	-	-	-	-	-	-	-	-	-	-	-	5	0.0%
International Paralympic Committee	IPC	5	-	-	-	-	-	-	-	-	-	-	-	5	0.0%
Canadian Centre for Ethics in Sport	CCES	-	-	-	4	-	-	-	-	-	-	-	-	4	0.0%
Anti-Doping Agency of Serbia	ADAS	3	-	-	-	-	-	-	-	-	-	-	-	3	0.0%
National Anti-Doping Agency Austria GmbH	NADA Austria	-	-	-	3	-	-	-	-	-	-	-	-	3	0.0%
NADO Flanders	NADOF	-	-	-	2	-	-	-	-	-	-	-	-	2	0.0%
Japan Anti-Doping Agency	JADA	-	-	-	1	-	-	-	-	-	-	-	-	1	0.0%
Czech Anti-Doping Committee	CADC	-	-	-	1	-	-	-	-	-	-	-	-	1	0.0%
Anti-Doping Singapore	ADS	-	-	-	1	-	-	-	-	-	-	-	-	1	0.0%
		64	0	4	123	0	1	0	0	0	0	0	0	187	

Table 154: Sports for Athletes with an Impairment - Taekwondo (Para-Taekwondo)

Testing Authority (TA)	ADAMS Code	Urine						Blood						Total Samples	% AAF
		IC			OOC			IC			OOC				
		Samples	ATF	AAF	Samples	ATF	AAF	Samples	ATF	AAF	Samples	ATF	AAF		
UK Anti-Doping	UKAD	-	-	-	6	-	-	-	-	-	-	-	-	6	0.0%
International Wheelchair and Amputee Sports Federation	IWAS	5	-	-	-	-	-	-	-	-	-	-	-	5	0.0%
		5	0	0	6	0	0	0	0	0	0	0	0	11	

Table 155: Sports for Athletes with an Impairment - Tennis (CISS, INAS, Wheelchair Tennis)

Testing Authority (TA)	ADAMS Code	Urine						Blood						Total Samples	% AAF
		IC			OOC			IC			OOC				
		Samples	ATF	AAF	Samples	ATF	AAF	Samples	ATF	AAF	Samples	ATF	AAF		
International Tennis Federation	ITF	20	-	1	59	-	1	-	-	-	75	-	-	154	1.3%
US Anti-Doping Agency	USADA	-	-	-	14	-	-	-	-	-	-	-	-	14	0.0%
French Community of Belgium NADO	BEL-CFWB	4	-	-	4	-	-	-	-	-	-	-	-	8	0.0%
Colombian NADO	COL-NADO	7	-	1	-	-	-	-	-	-	-	-	-	7	14.3%
Japan Anti-Doping Agency	JADA	-	-	-	4	1	-	-	-	-	2	-	-	6	0.0%
French Anti-Doping Agency	AFLD-NADO	6	-	-	-	-	-	-	-	-	-	-	-	6	0.0%
German National Anti-Doping Agency	NADA	-	-	-	5	-	-	-	-	-	-	-	-	5	0.0%
Mexican National Anti-Doping Committee	MEX-NADO	-	-	-	4	-	-	-	-	-	-	-	-	4	0.0%
Russian National Anti-Doping Organization	RUSADA	-	-	-	4	-	-	-	-	-	-	-	-	4	0.0%
Sports Authority of Thailand	THA-NADO	4	-	-	-	-	-	-	-	-	-	-	-	4	0.0%
International Paralympic Committee	IPC	4	-	-	-	-	-	-	-	-	-	-	-	4	0.0%
Netherlands Anti-Doping Authority	ADAN	-	-	-	3	-	1	-	-	-	-	-	-	3	33.3%
Romanian National Anti-Doping Agency	ANAD-Romania	-	-	-	3	-	-	-	-	-	-	-	-	3	0.0%
Canadian Centre for Ethics in Sport	CCES	-	-	-	2	-	-	-	-	-	-	-	-	2	0.0%
Korea Anti-Doping Agency	KADA	2	-	-	-	-	-	-	-	-	-	-	-	2	0.0%
Italian Paralympic Committee	CIP	2	-	-	-	-	-	-	-	-	-	-	-	2	0.0%
Cuban National Anti-Doping Agency	CUB-NADO	-	-	-	2	-	-	-	-	-	-	-	-	2	0.0%
Hungarian Anti-Doping Agency	HUNADO	-	-	-	2	-	-	-	-	-	-	-	-	2	0.0%
West Asia RADO	W-ASIA-RADO	-	-	-	1	-	-	-	-	-	-	-	-	1	0.0%
Brazilian Authority on Anti-Doping Control	ABCD	-	-	-	1	-	-	-	-	-	-	-	-	1	0.0%
		49	0	2	108	1	2	0	0	0	77	0	0	234	

Table 156: Sports for Athletes with an Impairment - Triathlon (Para-Triathlon)

Testing Authority (TA)	ADAMS Code	Urine						Blood						Total Samples	% AAF
		IC Samples	ATF	AAF	OC Samples	ATF	AAF	IC Samples	ATF	AAF	OC Samples	ATF	AAF		
International Triathlon Union	ITU	39	-	-	-	-	-	-	-	-	-	-	-	39	0.0%
German National Anti-Doping Agency	NADA	10	-	1	7	-	-	-	-	-	-	-	-	17	5.9%
Netherlands Anti-Doping Authority	ADAN	6	-	-	2	-	-	-	-	-	-	-	-	8	0.0%
French Anti-Doping Agency	AFLD-NADO	6	-	-	-	-	-	-	-	-	-	-	-	6	0.0%
US Anti-Doping Agency	USADA	-	-	-	6	-	-	-	-	-	-	-	-	6	0.0%
Italian Paralympic Committee	CIP	-	-	-	5	-	-	-	-	-	-	-	-	5	0.0%
National Anti-Doping Agency Austria GmbH	NADA Austria	-	-	-	1	-	-	-	-	-	-	-	-	1	0.0%
		61	0	1	21	0	0	0	0	0	0	0	0	82	

Table 157: Sports for Athletes with an Impairment - Sitting Volleyball

Testing Authority (TA)	ADAMS Code	Urine						Blood						Total Samples	% AAF
		IC Samples	ATF	AAF	OC Samples	ATF	AAF	IC Samples	ATF	AAF	OC Samples	ATF	AAF		
US Anti-Doping Agency	USADA	-	-	-	-	36	-	-	36	-	-	-	-	36	0.0%
World Paravolley	Paravolley	19	-	-	19	5	-	-	5	-	-	-	-	24	0.0%
German National Anti-Doping Agency	NADA	20	-	-	20	-	-	-	-	-	-	-	-	20	0.0%
Cuban National Anti-Doping Agency	CUB-NADO	-	-	-	-	12	-	-	12	-	-	-	-	12	0.0%
Mexican National Anti-Doping Committee	MEX-NADO	-	-	-	-	12	-	-	12	-	-	-	-	12	0.0%
Canadian Centre for Ethics in Sport	CCES	-	-	-	-	6	-	-	6	-	-	-	-	6	0.0%
Korea Anti-Doping Agency	KADA	6	-	-	6	-	-	-	-	-	-	-	-	6	0.0%
International Paralympic Committee	IPC	4	-	-	4	-	-	-	-	-	-	-	-	4	0.0%
Colombian NADO	COL-NADO	4	-	-	4	-	-	-	-	-	-	-	-	4	0.0%
Sports Authority of Thailand	THA-NADO	4	-	-	4	-	-	-	-	-	-	-	-	4	0.0%
		57	0	0	57	71	0	0	71	0	0	0	0	128	

Table 158: Sports for Athletes with an Impairment - Wrestling (CISS)

Testing Authority (TA)	ADAMS Code	Urine						Blood						Total Samples	% AAF
		IC Samples	ATF	AAF	OC Samples	ATF	AAF	IC Samples	ATF	AAF	OC Samples	ATF	AAF		
Russian National Anti-Doping Organization	RUSADA	22	1	-	-	-	-	-	-	-	-	-	-	22	0.0%
		22	1	0	0	0	0	0	0	0	0	0	0	22	

Table 159: Other Sports - Code Signatories - Arm Wrestling

Testing Authority (TA)	ADAMS Code	Urine						Blood						Total Samples	% AAF
		IC Samples	ATF	AAF	OOO Samples	ATF	AAF	IC Samples	ATF	AAF	OOO Samples	ATF	AAF		
World Arm Wrestling Federation	WAF	139	-	13	-	-	-	-	-	-	-	-	-	139	9.4%
European Armwrestling Federation	EAF	59	1	3	-	-	-	-	-	-	-	-	59	5.1%	
Turkish Anti Doping Commission	TADC	36	-	1	-	-	-	-	-	-	-	-	36	2.8%	
Czech Anti-Doping Committee	CADC	3	-	-	4	-	-	3	-	-	-	-	10	0.0%	
Russian National Anti-Doping Organization	RUSADA	8	-	-	-	-	-	-	-	-	-	-	8	0.0%	
Anti-Doping Norway	ADN	4	-	-	3	-	1	-	-	-	-	-	7	14.3%	
Georgian Anti-Doping Agency	GEO-NADO	-	-	-	5	-	-	-	-	-	-	-	5	0.0%	
German Armwrestling Association	GER-AWR	4	-	-	-	-	-	-	-	-	-	-	4	0.0%	
Slovak Anti-Doping Agency	SADA	-	-	-	3	-	-	-	-	-	-	-	3	0.0%	
		253	1	17	15	0	1	3	0	0	0	0	271		

Table 160: Other Sports - Code Signatories - Bowls

Testing Authority (TA)	ADAMS Code	Urine						Blood						Total Samples	% AAF
		IC Samples	ATF	AAF	OOO Samples	ATF	AAF	IC Samples	ATF	AAF	OOO Samples	ATF	AAF		
Colombian NADO	COL-NADO	7	1	-	-	-	-	-	-	-	-	-	-	7	0.0%
US Anti-Doping Agency	USADA	-	-	-	1	1	-	-	-	-	-	-	-	1	0.0%
Canadian Centre for Ethics in Sport	CCES	-	-	-	1	-	-	-	-	-	-	-	-	1	0.0%
		7	1	0	2	1	0	0	0	0	0	0	9		

Table 161: Other Sports - Code Signatories - WDC Dance Sport

Testing Authority (TA)	ADAMS Code	Urine						Blood						Total Samples	% AAF
		IC Samples	ATF	AAF	OOO Samples	ATF	AAF	IC Samples	ATF	AAF	OOO Samples	ATF	AAF		
World Dance Council	WDC	6	-	1	-	-	-	-	-	-	-	-	-	6	16.7%
		6	0	1	0	0	0	0	0	0	0	0	6		

Table 162: Other Sports - Code Signatories - Karate (Shinkyokushin WKO)

Testing Authority (TA)	ADAMS Code	Urine						Blood						Total Samples	% AAF
		IC Samples	ATF	AAF	OOO Samples	ATF	AAF	IC Samples	ATF	AAF	OOO Samples	ATF	AAF		
Romanian National Anti-Doping Agency	ANAD-Romania	10	-	-	12	-	-	-	-	-	-	-	-	22	0.0%
World Karate Organization	WKO	20	1	-	-	-	-	-	-	-	-	-	-	20	0.0%
Estonian Karate Federation	EKF	6	1	-	-	-	-	-	-	-	-	-	-	6	0.0%
		36	2	0	12	0	0	0	0	0	0	0	48		

Table 163: Other Sports - Code Signatories - Kettlebell Lifting

Testing Authority (TA)	ADAMS Code	Urine						Blood						Total Samples	% AAF
		IC Samples	ATF	AAF	OOO Samples	ATF	AAF	IC Samples	ATF	AAF	OOO Samples	ATF	AAF		
International Union of Kettlebell Lifting	IUKL	26	-	2	-	-	-	-	-	-	-	-	-	26	7.7%
Russian National Anti-Doping Organization	RUSADA	-	-	-	13	-	-	-	-	-	-	-	-	13	0.0%
Irish Sports Council	ISC	4	-	-	-	-	-	-	-	-	-	-	-	4	0.0%
Finnish Anti-Doping Agency	FINADA	3	-	-	-	-	-	-	-	-	-	-	-	3	0.0%
Anti-Doping department of State Sports Medicine Centre	LAT-NADO	2	-	-	-	-	-	-	-	-	-	-	-	2	0.0%
Kazakhstan National Anti-Doping Centre	KAZ-NADO	-	-	-	1	-	-	-	-	-	-	-	-	1	0.0%
Croatian Institute for Toxicology and Anti-Doping	CITA	-	-	-	1	-	-	-	-	-	-	-	-	1	0.0%
		35	0	2	15	0	0	0	0	0	0	0	50		

Table 164: Other Sports - Code Signatories - Kurash

Testing Authority (TA)	ADAMS Code	Urine						Blood						Total Samples	% AAF
		IC Samples	ATF	AAF	OOO Samples	ATF	AAF	IC Samples	ATF	AAF	OOO Samples	ATF	AAF		
Kazakhstan National Anti-Doping Centre	KAZ-NADO	3	-	-	34	-	-	-	-	-	-	-	-	37	0.0%
I.R Iran National Anti-Doping Organization	IRI-NADO	16	-	3	-	-	-	-	-	-	-	-	-	16	18.8%
		19	0	3	34	0	0	0	0	0	0	0	53		

Table 165: Other Sports - Code Signatories - Rugby League

Testing Authority (TA)	ADAMS Code	Urine						Blood						Total Samples	% AAF
		IC Samples	ATF	AAF	OC Samples	ATF	AAF	IC Samples	ATF	AAF	OC Samples	ATF	AAF		
Australian Sports Anti-Doping Authority	ASADA	33	-	-	369	47	-	-	-	-	49	-	-	451	0.0%
UK Anti-Doping	UKAD	35	-	1	204	-	1	-	-	-	-	-	-	239	0.8%
Drug Free Sport New Zealand	DFSNZ	12	2	-	8	4	-	-	-	-	-	-	-	20	0.0%
French Community of Belgium NADO	BEL-CFWB	6	-	-	-	-	-	-	-	-	-	-	-	6	0.0%
Kazakhstan National Anti-Doping Centre	KAZ-NADO	-	-	-	6	-	-	-	-	-	-	-	-	6	0.0%
Finnish Anti-Doping Agency	FINADA	4	-	-	-	-	-	-	-	-	-	-	-	4	0.0%
French Anti-Doping Agency	AFLD-NADO	-	-	-	4	-	-	-	-	-	-	-	-	4	0.0%
Oceania RADO	O-RADO	-	-	-	1	-	-	-	-	-	-	-	-	1	0.0%
Anti-Doping Agency of Serbia	ADAS	1	-	-	-	-	-	-	-	-	-	-	-	1	0.0%
German National Anti-Doping Agency	NADA	-	-	-	1	-	-	-	-	-	-	-	-	1	0.0%
		91	2	1	593	51	1	0	0	0	49	0	0	733	

Table 166: Other Sports - Code Signatories - ITF Taekwondo

Testing Authority (TA)	ADAMS Code	Urine						Blood						Total Samples	% AAF
		IC Samples	ATF	AAF	OC Samples	ATF	AAF	IC Samples	ATF	AAF	OC Samples	ATF	AAF		
Romanian National Anti-Doping Agency	ANAD-Romania	11	-	-	12	-	-	-	-	-	-	-	-	23	0.0%
Finnish Anti-Doping Agency	FINADA	4	-	-	3	-	-	-	-	-	1	-	-	8	0.0%
		15	0	0	15	0	0	0	0	0	1	0	0	31	

Table 167: Other Sports - Code Signatories - Ironman Triathlon

Testing Authority (TA)	ADAMS Code	Urine						Blood						Total Samples	% AAF
		IC Samples	ATF	AAF	OC Samples	ATF	AAF	IC Samples	ATF	AAF	OC Samples	ATF	AAF		
World Triathlon Corporation	WTC	311	1	6	233	2	-	-	-	-	135	-	-	679	0.9%
US Anti-Doping Agency	USADA	-	-	-	117	-	1	-	-	-	27	-	-	144	0.7%
Antidoping Switzerland	SUI-NADO	8	1	-	25	2	-	1	-	-	9	-	-	43	0.0%
UK Anti-Doping	UKAD	-	-	-	20	-	-	-	-	-	2	-	-	22	0.0%
South African Institute for Drug-Free Sport	SAIDS	5	-	-	11	-	-	-	-	-	1	-	-	17	0.0%
Anti-Doping Denmark	ADD	6	-	1	3	-	-	-	-	-	-	-	-	9	11.1%
Australian Sports Anti-Doping Authority	ASADA	-	-	-	3	-	-	-	-	-	-	-	-	3	0.0%
Drug Free Sport New Zealand	DFSNZ	4	-	-	-	-	-	-	-	-	-	-	-	4	0.0%
National Anti-Doping Agency Austria GmbH	NADA Austria	-	-	-	1	-	-	-	-	-	1	-	-	2	0.0%
German National Anti-Doping Agency	NADA	-	-	-	-	-	-	-	-	-	1	-	-	1	0.0%
Swedish Sports Confederation	RF	-	-	-	1	-	-	-	-	-	-	-	-	1	0.0%
		334	2	7	414	4	1	1	0	0	176	0	0	925	



2015 Anti-Doping Testing Figures

Athlete Biological Passport (ABP) - Blood Analysis

Table of Contents

Total Samples Analyzed

Table 1	: Total ABP Samples Analyzed per Year
Table 2	: Total ABP Samples Analyzed per Laboratory
Table 3	: Total ABP Samples Analyzed in ASOIF Sports
Table 4	: Total ABP Samples Analyzed in AIOWF Sports
Table 5	: Total ABP Samples Analyzed in ARISF Sports
Table 6	: Total ABP Samples Analyzed in AIMS Sports
Table 7	: Total ABP Samples Analyzed in IPC Sports
Table 8	: Total ABP Samples Analyzed in Sports for Athletes with an Impairment
Table 9	: Total Samples Analyzed in Other Sports - Code Signatories
Table 10	: Total Samples Analyzed in Other Sports
Table 11	: Total ABP Samples by Testing Authority
Table 12	: Total ABP Samples by Testing Authority Category

Sports Governed by ASOIF IFs

Table 13	: 2015 ABP Testing Figures - ASOIF Sport - Aquatics
Table 14	: 2015 ABP Testing Figures - ASOIF Sport - Archery
Table 15	: 2015 ABP Testing Figures - ASOIF Sport - Athletics
Table 16	: 2015 ABP Testing Figures - ASOIF Sport - Badminton
Table 17	: 2015 ABP Testing Figures - ASOIF Sport - Basketball
Table 18	: 2015 ABP Testing Figures - ASOIF Sport - Boxing
Table 19	: 2015 ABP Testing Figures - ASOIF Sport - Canoe / Kayak
Table 20	: 2015 ABP Testing Figures - ASOIF Sport - Cycling
Table 21	: 2015 ABP Testing Figures - ASOIF Sport - Equestrian
Table 22	: 2015 ABP Testing Figures - ASOIF Sport - Fencing
Table 23	: 2015 ABP Testing Figures - ASOIF Sport - Field Hockey
Table 24	: 2015 ABP Testing Figures - ASOIF Sport - Football
Table 25	: 2015 ABP Testing Figures - ASOIF Sport - Golf
Table 26	: 2015 ABP Testing Figures - ASOIF Sport - Gymnastics
Table 27	: 2015 ABP Testing Figures - ASOIF Sport - Handball
Table 28	: 2015 ABP Testing Figures - ASOIF Sport - Judo
Table 29	: 2015 ABP Testing Figures - ASOIF Sport - Modern Pentathlon
Table 30	: 2015 ABP Testing Figures - ASOIF Sport - Rowing
Table 31	: 2015 ABP Testing Figures - ASOIF Sport - Rugby
Table 32	: 2015 ABP Testing Figures - ASOIF Sport - Sailing
Table 33	: 2015 ABP Testing Figures - ASOIF Sport - Shooting
Table 34	: 2015 ABP Testing Figures - ASOIF Sport - Table Tennis
Table 35	: 2015 ABP Testing Figures - ASOIF Sport - Taekwondo
Table 36	: 2015 ABP Testing Figures - ASOIF Sport - Tennis
Table 37	: 2015 ABP Testing Figures - ASOIF Sport - Triathlon
Table 38	: 2015 ABP Testing Figures - ASOIF Sport - Volleyball
Table 39	: 2015 ABP Testing Figures - ASOIF Sport - Weightlifting
Table 40	: 2015 ABP Testing Figures - ASOIF Sport - Wrestling

Table of Contents

Sports Governed by AIOWF IFs

- Table 41 : 2015 ABP Testing Figures - AIOWF Sport - Biathlon
- Table 42 : 2015 ABP Testing Figures - AIOWF Sport - Bobsleigh
- Table 43 : 2015 ABP Testing Figures - AIOWF Sport - Curling
- Table 44 : 2015 ABP Testing Figures - AIOWF Sport - Ice Hockey
- Table 45 : 2015 ABP Testing Figures - AIOWF Sport - Luge
- Table 46 : 2015 ABP Testing Figures - AIOWF Sport - Skating
- Table 47 : 2015 ABP Testing Figures - AIOWF Sport - Skiing

ARISF, AIMS, IPC, Athletes with an Impairment Sports, Other Sport - Code Signatories and Other Sports

- Table 48 : Total 2015 ABP Testing Figures - ARISF Sports
- Table 49 : Total 2015 ABP Testing Figures - AIMS Sports
- Table 50 : Total 2015 ABP Testing Figures - IPC Sports/Disciplines
- Table 51 : Total 2015 ABP Testing Figures - Sports for Athletes with an Impairment
- Table 52 : Total 2015 ABP Testing Figures - Other Sports - Code Signatories
- Table 53 : Total 2015 ABP Testing Figures - Other Sports - non-Code Signatories

Terms and Abbreviations

IC	In-Competition
OOO	Out-of-Competition
Sample	Any biological material collected for the purposes of Doping Control*
AAF	Adverse Analytical Finding
ATF	Atypical Finding
GC/C/IRMS	Gas Chromatograph/Carbon/Isotope Ratio Mass Spectrometry (e.g. "IRMS")
ESA	Erythropoiesis Stimulating Agent**
hGH Isoforms	Human Growth Hormone Isoform Differential Immunoassay
hGH Biomarkers	Human Growth Hormone Biomarkers
GHRF(GHS/GHRP)	Growth Hormone Releasing Factors (Growth Hormone Secretagogues/GH-Releasing Peptides)
GHRF(GHRH)	Growth Hormone Releasing Factors (Growth Hormone Releasing Hormone)
GnRH	Gonadotrophin Releasing Hormones
HBT	Homologous Blood Transfusion
HBOC	Haemoglobin Based Oxygen Carrier
IGF-1	Insulin-like Growth Factor-1 (and its analogues)
ABP	Athlete Biological Passport
IOC	International Olympic Committee
ASOIF	Association of Summer Olympic International Sports Federations
AIOWF	Association of International Olympic Winter Sports Federations
ARISF	Association of IOC Recognized International Sports Federations
AIMS	Alliance of Independent Recognized Members of SportAccord
NADO	National Anti-Doping Organization
RADO	Regional Anti-Doping Organization
NOC	National Olympic Committee
MEO	Multi-Sports Organizations and Events
IF	International Federation
NF	National Federation
IPC	International Paralympic Committee***
ADAMS	Anti-Doping Administration and Management System
TA	Testing Authority
SCA	Sample Collection Authority
IBSA	International Blind Sports Federation
CISS	International Committee of Sports for the Deaf
INAS	International Sports Federation for Persons with Intellectual Disability
CPISRA	Cerebral Palsy International Sports and Recreation Association
-	a "dash" represents "0" in tables compiling the number of Samples, ATFs or AAFs
(R)	"R" represents a sport or discipline which is discontinued in ADAMS based on request of the governing IF, being an event under an existing discipline or no longer necessary for administrative purposes.

* Biological material limited to urine and blood in this report

** Including recombinant erythropoietins (i.e. epoetins) and their analogues (e.g. darbepoetin, pegserpoetin, peginesatide, CERA, EPO-Fc)

*** Limited to sport/disciplines under the governance of the IPC (others are compiled under the category "Sports for Athletes with an Impairment")

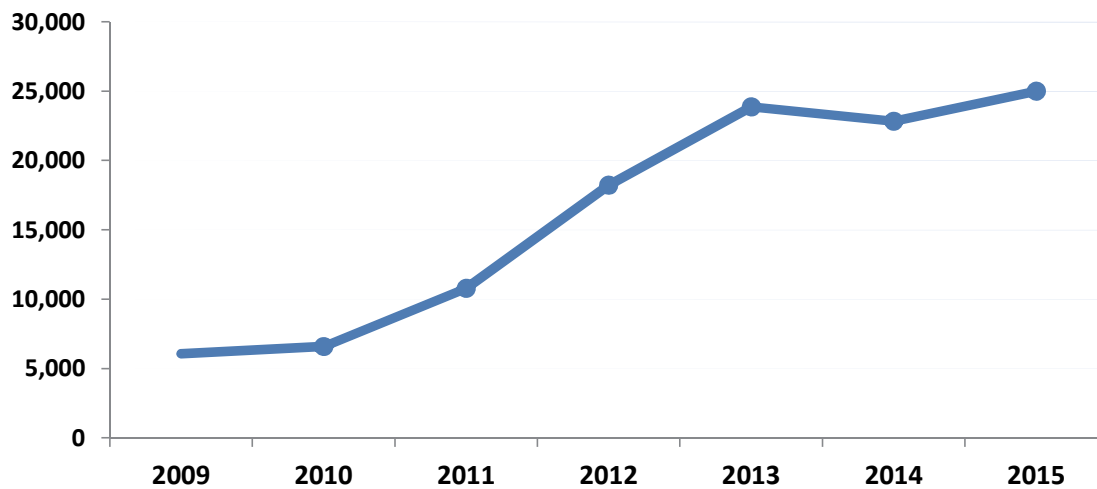
This report compiles data as recorded in ADAMS on February 11, 2016

(plus supplemental data compiled on September 16, 2016)

Table 1: Total ABP Samples Analyzed per Year

Year	ABP Samples* Analyzed	% Change Year to Year
2009	6,082	-
2010	6,610	+9%
2011	10,795	+63%
2012	18,223	+69%
2013	23,877	+31%
2014	22,849	-4%
2015	25,012	+9%

Total ABP Samples* Analyzed per Year



* Represents individual blood samples collected in support of the Athlete Biological Passport (ABP) and does not necessarily reflect the number of individual *Athletes* tested

Table 2: Total ABP Samples Analyzed per Laboratory

	Laboratory	IC	OOC	Total
1	Almaty, Kazakhstan	63	109	172
2	Ankara, Turkey ¹	-	-	-
3	Athens, Greece ¹	-	-	-
4	Bangkok, Thailand ¹	-	-	-
5	Barcelona, Spain	274	592	866
6	Beijing, China	-	1240	1,240
7	Bloemfontein, South Africa	109	318	427
8	Bogota, Colombia	25	123	148
9	Bucharest, Romania	26	20	46
10	Cologne, Germany	262	3371	3,633
11	Copenhagen, Denmark ²	14	211	225
12	New Delhi, India	59	191	250
13	Doha, Qatar ³	30	102	132
14	Dresden, Germany	85	1239	1,324
15	Ghent, Belgium	67	1128	1,195
16	Havana, Cuba ¹	-	-	-
17	Helsinki, Finland	15	419	434
18	JCAC, Japan ⁴	-	11	11
19	Lausanne, Switzerland	1107	1667	2,774
20	Lisbon, Portugal	11	618	629
21	London, UK	18	714	732
22	Los Angeles, USA ¹	-	-	-
23	Madrid, Spain	159	510	669
24	Montreal, Canada	231	503	734
25	Moscow, Russia	222	1389	1,611
26	Oslo, Norway	19	603	622
27	Paris, France	729	948	1,677
28	Rio de Janeiro, Brazil	2	99	101
29	Rome, Italy	177	239	416
30	Seibersdorf, Austria	26	751	777
31	Seoul, Korea	-	50	50
32	Stockholm, Sweden	39	437	476
33	Sydney, Australia	191	1106	1,297
34	Mexico City, Mexico ⁵	0	0	-
35	Tokyo, Japan	8	151	159
36	Salt Lake City, USA	251	1718	1,969
37	Warsaw, Poland	36	122	158
38	Auckland, New Zealand ²	-	58	58
	Totals	4,255	20,757	25,012

¹ Not accredited to conduct blood analyses in support of the haematological module of the Athlete Biological Passport (ABP).

² Approved by WADA exclusively to conduct blood analyses in support of the haematological module of the Athlete Biological Passport (ABP).

³ The Doha, Qatar laboratory was approved by WADA exclusively to conduct blood analyses in support of the haematological module of the Athlete Biological Passport (ABP) until August 04, 2015 when full accreditation was obtained.

⁴ Japan Chemical Analysis Center - approved by WADA exclusively to conduct blood analyses in a mobile unit in support of the haematological module of the Athlete Biological Passport (ABP).

⁵ accredited to conduct blood analyses in support of the haematological module of the Athlete Biological Passport (ABP), but did not receive ABP samples.

Table 3: Total ABP Samples Analyzed in ASOIF Sports*

Sports	Disciplines	IC	OOB	Subtotal	Total	%
Aquatics	Swimming	46	1040	1086	1617	8%
	Open Water	-	128	128		
	Swimming Middle Distance 200-400m	1	98	99		
	Swimming Sprint 100m or less	3	81	84		
	Water Polo	20	61	81		
	Aquatics	2	66	68		
	Swimming Long Distance 800m+	1	42	43		
	Synchronized Swimming	-	15	15		
	Diving	-	13	13		
Athletics	Athletics	171	2189	2360	4047	20%
	Long Distance 3000m+	50	679	729		
	Middle Distance 800-1500m	6	213	219		
	Sprint 400m or less	6	199	205		
	Marathon	-	126	126		
	Track	-	117	117		
	Race Walk	2	74	76		
	Cross Country	60	3	63		
	Combined Events	-	55	55		
	Half Marathon	31	-	31		
	Throws	1	25	26		
	Jumps	4	20	24		
	Road Running	-	10	10		
	Field	-	6	6		
Badminton	-	-	28	-	28	0.1%
Basketball	-	63	94	-	157	1%
Boxing	-	32	200	-	232	1%
Canoe/Kayak	Canoe Kayak	37	361	398	572	3%
	Canoe Slalom	1	46	47		
	Long Distance (1000m)	-	41	41		
	Sprint (200m)	-	32	32		
	Canoe Sprint (Flatwater) (R)	3	26	29		
	Middle Distance (500m)	-	19	19		
	Marathon	-	4	4		
Freestyle	-	2	2			
Cycling	Road	2091	3189	5280	7812	39%
	Cycling	217	1442	1659		
	Mountain Bike	166	239	405		
	Track	86	157	243		
	Cyclo-Cross	70	31	101		
	Track Endurance	-	86	86		
	Track Sprint	-	28	28		
	BMX	-	10	10		
Equestrian	-	-	-	-	0	0%
Field Hockey	-	-	5	-	5	0.02%
Football	Football	45	1295	1340	1380	7%
	Futsal	-	40	40		

* No ABP samples in ASOIF Sports Archery, Fencing, Golf, Sailing and Shooting were recorded in ADAMS in 2015

Table 3: Total ABP Samples Analyzed in ASOIF Sports* - continued

Sports	Disciplines	IC	OOB	Subtotal	Total	%
Gymnastics	Trampoline	-	18	18	47	0.2%
	Aerobic	-	10	10		
	Gymnastics	-	8	8		
	Acrobatic	-	5	5		
	Artistic	-	5	5		
	Rhythmic	-	1	1		
Handball	Indoor	5	91	-	96	0.5%
Judo	-	-	74	-	74	0.4%
Modern Pentathlon	-	-	77	-	77	0.4%
Rowing	-	24	953	-	977	5%
Rugby Union	Rugby Union	2	369	371	733	4%
	Fifteens	-	208	208		
	Sevens	5	149	154		
Table Tennis	-	-	6	-	6	0.03%
Taekwondo	-	-	8	-	8	0.04%
Tennis	-	389	615	-	1004	5%
Triathlon	Triathlon	18	888	906	942	5%
	Duathlon	3	14	17		
	Winter Triathlon	9	-	9		
	Cross Triathlon	-	5	5		
	Long Distance	-	5	5		
Volleyball	-	-	23	-	23	0.1%
Weightlifting	-	39	91	-	130	1%
Wrestling	Wrestling	25	34	59	60	0.3%
	Greco-Roman	-	1	1		
Totals		3,734	16,293		20,027	

* No samples in ASOIF Sports Archery, Equestrian, Fencing, Golf, Sailing and Shooting were recorded in ADAMS in 2015 for the ABP.

Table 4: Total ABP Samples Analyzed in AIOWF Sports*

Sports	Disciplines	IC	OOO	Subtotal	Total	%
Biathlon	-	114	556	-	670	18%
Bobsleigh	Bobsleigh	-	52	52	57	2%
	Skeleton	-	5	5		
Ice Hockey	-	-	85	-	85	2%
Skating	Speed Skating	114	226	340	1,073	29%
	Short Track	146	110	256		
	Speed Skating >1500m	9	212	221		
	Speed Skating 1500m or less	16	192	208		
	Skating	-	37	37		
	Figure Skating	-	6	6		
	Short Track (1500m or less) (R)	-	3	3		
	Short Track (>1500m) (R)	-	1	1		
	Synchronized Skating	-	1	1		
Skiing	Cross-Country	76	1205	1281	1,860	50%
	Nordic Combined	-	229	229		
	Alpine	6	188	194		
	Skiing	-	115	115		
	Ski Jumping	-	31	31		
	Freestyle	-	5	5		
	Snowboard	-	5	5		
Totals		481	3,264		3,745	

* No samples in AIOWF Sports Curling and Luge were recorded in ADAMS in 2015 for the ABP.

Table 5: Total ABP Samples Analyzed in ARISF Sports*

Sports	Disciplines	IC	OOO	SubTotal	Total	%
American Football	-	-	8	-	8	3%
Cricket	-	-	36	-	36	12%
Floorball	-	-	2	-	2	1%
Karate	-	-	5	-	5	2%
Life Saving	-	-	14	-	14	5%
Motorcycle Racing	Motocross	-	14	-	14	5%
Mountaineering and Climbing	Mountaineering and Climbing	-	2	2	5	2%
	Ski Mountaineering	-	2	2		
	Mountain Running	-	1	1		
Orienteering	Foot Orienteering	-	38	38	65	22%
	Orienteering	-	27	27		
Roller Sports	Roller Sports	-	13	13	39	13%
	Inline Hockey	-	12	12		
	Inline Speed Skating Sprint 1000m or less	3	7	10		
	Inline Speed Skating Distance >1000m	-	4	4		
Ski Mountaineering	-	-	48	-	48	16%
Squash	-	2	26	-	28	10%
Underwater Sports	Finswimming	-	21	21	27	9%
	Apnoea	-	2	2		
	Finswimming Pool	-	2	2		
	Underwater Sports	-	2	2		
Totals		5	286		291	

* Nosamples in ARISF Sports Air Sports, Automobile, Bandy, Baseball/Softball, Basque Pelota, Billiards, Boules Sports, Bowling, Bridge, Chess, DanceSport, Flying Disc, Korfball, Netball, Polo, Powerboating, Racquetball, Sport Climbing, Sumo, Surfing, Tug of War, Water Skiing and Wushu were recorded in ADAMS in 2015 for the ABP.

Table 6: Total ABP Samples Analyzed in AIMS Sports*

Sports	Disciplines	IC	OOB	SubTotal	Total	%
Bodybuilding	Fitness	-	1	-	1	9%
Kickboxing	-	3	-	-	3	27%
Powerlifting	Force Athletique	-	4	4	7	64%
	Powerlifting	-	2	2		
	Bench Press	-	1	1		
Totals		3	8		11	

* No ABP samples in AIMS Sports Aikido, Casting, Cheer, Darts, Dragon Boat, Draughts, Fistball, Go, Icestocksport, Ju-Jitsu, Kendo, Lacrosse, Minigolf, Muaythai, Sambo, Savate, Sepaktakraw, Sleddog or Soft Tennis were recorded in ADAMS in 2015

Table 7: Total ABP Samples Analyzed in IPC Sports*

Sports	Disciplines	IC	OOB	SubTotal	Total	%
Aquatics	IPC Swimming Middle Distance 200-400m	1	2	3	8	7%
	IPC Swimming	-	2	2		
	IPC Swimming Sprint 100m or less	-	2	2		
	IPC Swimming Long Distance 800m+	-	1	1		
Athletics	IPC Athletics	6	30	36	81	74%
	IPC Long Distance 3000m+	-	19	19		
	IPC Sprint 400m or less	-	15	15		
	IPC Middle Distance 800-1500m	1	7	8		
	IPC Throws	-	2	2		
	IPC Combined Events	-	1	1		
Biathlon	IPC Biathlon (R)	-	1	-	1	1%
Powerlifting	IPC Powerlifting	-	1	-	1	1%
Skiing	IPC Cross-Country	-	11	11	18	17%
	IPC Cross-Country Middle/Long Distance	-	4	4		
	IPC Biathlon (R)	2	-	2		
	IPC Cross-Country Sprint/Short Distance	-	1	1		
Totals		10	99		109	

* No samples in IPC Sports Alpine Skiing, Dance Sport, Ice Sledge Hockey, Shooting and Snowboard were recorded in ADAMS in 2015 for the ABP.

Table 8: Total ABP Samples Analyzed in Sports for Athletes with an Impairment*

Sports	Disciplines	IC	OOB	SubTotal	Total	%
Athletics	IBSA Athletics	-	1	-	1	1%
Cycling	Para-Cycling*	-	31	-	43	49%
	Para-Cycling Road*	-	9	-		
	Para-Cycling Track Endurance*	-	3	-		
Rowing	Para-Rowing	-	1	-	1	1%
Sitting Volleyball	Sitting Volleyball	-	1	-	1	1%
Tennis	Wheelchair Tennis*	-	41	-	41	47%
Totals		0	87		87	

* Sports and disciplines under the governance of the respective Olympic IFs or independent IFs which govern sports for athletes with an impairment

Table 9: Total Samples Analyzed in Other Sports - Code Signatories

Sports	Disciplines	IC	OOB	SubTotal	Total	%
Triathlon	Ironman	2	441	-	443	100%
	Totals	2	441		443	

Table 10: Total Samples Analyzed in Other Sports

Sports	Disciplines	IC	OOB	SubTotal	Total	%
Australian Rules Football	-	-	146	-	146	49%
Boxing	Professional Boxing	7	18	-	25	8%
Budo	-	-	1	-	1	0.3%
Cycling	University	-	2	-	2	1%
Duathlon (R)**	-	-	5	-	5	2%
Mixed Martial Arts	-	9	69	-	78	26%
Other Rugby	National Rugby League (R)	-	35	-	35	12%
Skiing	Roller Skiing	4	-	-	4	1%
Ultimate Fighting	-	-	3	-	3	1%
	Totals	20	279		299	

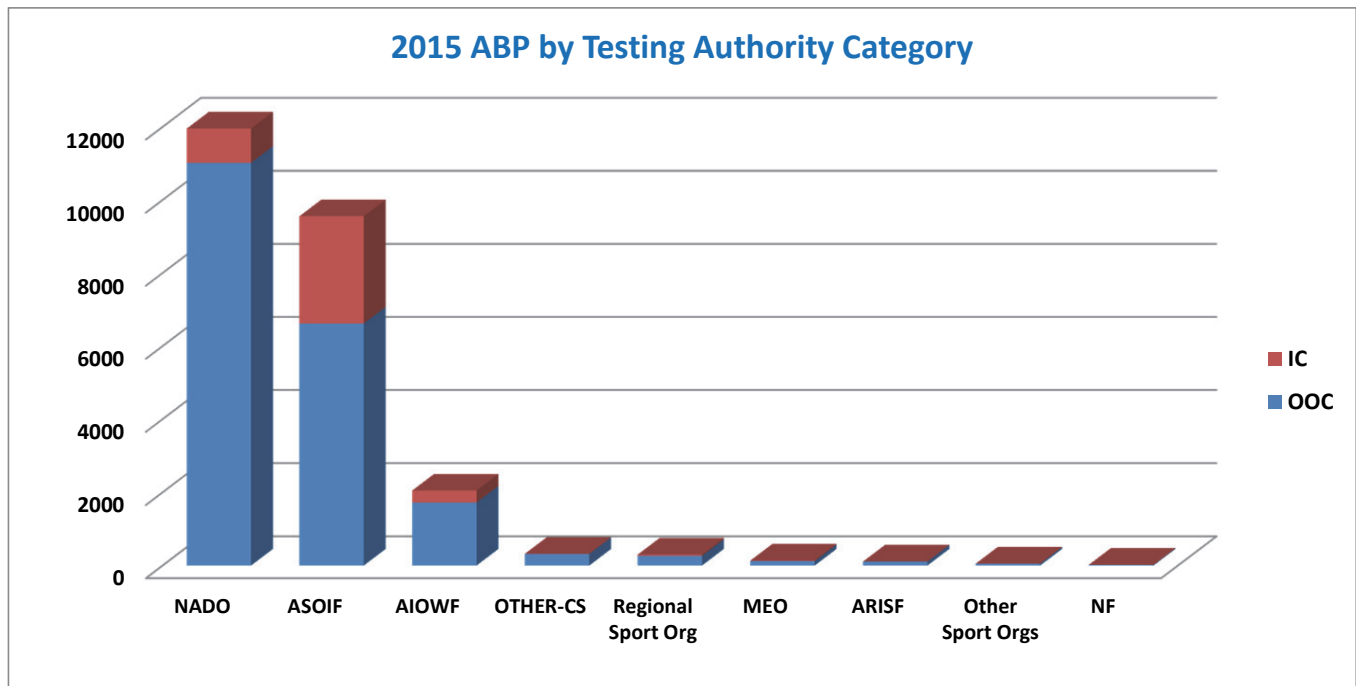
** a duplicate of the discipline-duathlon (under triathlon) which has been discontinued as a sport in ADAMS

Table 11: Total ABP Samples by Testing Authority*

ADAMS Code	Testing Authority (TA)	IC	OOC	Total	%
UCI	International Cycling Union	2445	3039	5484	22%
IAAF	International Association of Athletics Federations	-	1309	1309	5%
USADA	US Anti-Doping Agency	84	992	1076	4%
FIS	International Ski Federation	27	1039	1066	4%
RUSADA	Russian National Anti-Doping Organization	189	847	1036	4%
NADO F	NADO Flanders	-	1000	1000	4%
ITF	International Tennis Federation	383	584	967	4%
NADA	German National Anti-Doping Agency	35	886	921	4%
ASADA	Australian Sports Anti-Doping Authority	22	890	912	4%
AFLD-NADO	French Anti-Doping Agency	152	746	898	4%
FINA	International Swimming Federation	33	733	766	3%
ADCH	Antidoping Switzerland	18	724	742	3%
UKAD	UK Anti-Doping	20	675	695	3%
ISU	International Skating Union	239	448	687	3%
ADN	Anti-Doping Norway	17	55	572	2%
ADoP	Portugal Anti-Doping Agency	11	496	507	2%
CHINADA	China Anti-Doping Agency	-	502	502	2%
World Rugby	World Rugby	7	472	479	2%
NADA Austria	National Anti-Doping Agency Austria GmbH	-	408	408	2%
RF	Swedish Sports Confederation	2	310	312	1%
IBU	International Biathlon Union	61	236	297	1%
IRONMAN	World Triathlon Corporation	-	286	286	1%
CCES	Canadian Centre for Ethics in Sport	-	271	271	1%
ADD	Anti-Doping Denmark	8	263	271	1%
SAIDS	South African Institute for Drug-Free Sport	45	220	265	1%
FINADA	Finnish Anti-Doping Agency	14	250	264	1%
FISA	International Rowing Federation	-	259	259	1%
ESP-NADO	Spain National Anti-Doping Agency	-	254	254	1%
IND-NADO	National Anti Doping Agency -India	59	190	249	1%
EA	European Athletics Association	26	203	229	1%
ISC	Irish Sports Council	-	224	224	1%
TADC	Turkish Anti Doping Commission	140	82	222	1%
PANDA	Poland Commission Against Doping in Sports	36	108	144	1%
PASO	Pan American Sports Organization	13	125	138	1%
DFSNZ	Drug Free Sport New Zealand	-	129	129	1%
JADA	Japan Anti-Doping Agency	-	116	116	0.5%
ITU	International Triathlon Union	6	93	99	0.4%
HUNADO	Hungarian Anti-Doping Agency	-	74	74	0.3%
KAZ-NADO	Kazakhstan National Anti-Doping Centre	63	9	72	0.3%
ADAN	Netherlands Anti-Doping Authority	-	69	69	0.3%
CSF/CONMEBOL	South American Football Confederation	7	61	68	0.3%
WADA-AMA	World Anti-Doping Agency	-	54	54	0.2%
ISMF	International Ski Mountaineering Federation	-	48	48	0.2%
ABCD	Brasilian Authority on Anti-Doping Control	-	47	47	0.2%
UIPM	International Modern Pentathlon Union	-	43	43	0.2%
EADA	Estonian Anti-Doping Agency	-	43	43	0.2%
QADC	Qatar Antidoping Commission	-	41	41	0.2%
FIBA	International Basketball Federation	23	17	40	0.2%
FIFA	International Federation of Football Associations	32	8	40	0.2%
IHF	International Handball Federation	5	34	39	0.2%
IPC	International Paralympic Committee	6	31	37	0.1%

Table 11: Total ABP Samples by Testing Authority* - continued

ADAMS Code	Testing Authority (TA)	IC	OOC	Total	%
KADA	Korea Anti-Doping Agency	-	33	33	0.1%
ICF	International Canoe Federation	-	31	31	0.1%
COL-NADO	Colombian NADO	18	10	28	0.1%
CMAS	World Underwater Federation	-	26	26	0.1%
FIRS	International Roller Sports Federation	-	22	22	0.1%
ANAD-Romania	Romanian National Anti-Doping Agency	1	12	13	0.1%
LAT-NADO	Anti-Doping department of State Sports Medicine Centre	-	11	11	0.04%
CIP	Italian Paralympic Committee	2	8	10	0.04%
WSF	World Squash Federation	2	7	9	0.04%
CADC	Czech Anti-Doping Committee	-	8	8	0.03%
JADO	Jordan Anti-doping Organization	-	7	7	0.03%
BSADA	Bermuda Sport Anti- Doping Authority	-	6	6	0.02%
ADAS	Anti-Doping Agency of Serbia	-	6	6	0.02%
FIM	International Motorcycling Federation	-	5	5	0.02%
KSA-NADO	Saudi Arabian Antidoping Committee	3	2	5	0.02%
BRA-CBC	Brazilian Canoe Confederation	-	4	4	0.02%
AUS-AC	Australian Canoeing	-	3	3	0.01%
LTU-NADO	Lithuanian Anti-Doping Agency	-	3	3	0.01%
IFF	International Floorball Federation	-	2	2	0.01%
BRA-ATH	Brazilian Athletics Confederation	-	2	2	0.01%
EOC	European Olympic Committees	-	2	2	0.01%
AUS-CK	Cricket Australia	0	2	2	0.01%
CPB	Brazilian Paralympic Committee	0	1	1	0.004%
IWF	International Weightlifting Federation	1	0	1	0.004%
Paravolley	World Paravolley	0	1	1	0.004%
Totals		4,255	20,257	25,012	



* Note: Although National Federations (NFs) themselves are not signatories to the World Anti-Doping Code and therefore not entitled to authorize testing independently, the rules of some National Anti-Doping Agencies and International Sport Federations may delegate testing authority to these bodies. Tests attributed to NFs therefore may in some instances be a part of NADO or IF programs.

Table 12: Total ABP Samples by Testing Authority Category

ADAMS Code	International Federations	IC	OOB	Total	%
UCI	International Cycling Union	2445	3039	5484	46%
IAAF	International Association of Athletics Federations	-	1309	1309	11%
FIS	International Ski Federation	27	1039	1066	9%
ITF	International Tennis Federation	383	584	967	8%
FINA	International Swimming Federation	33	733	766	6%
ISU	International Skating Union	239	448	687	6%
World Rugby	World Rugby	7	472	479	4%
IBU	International Biathlon Union	61	236	297	2%
WTC	World Triathlon Corporation	-	286	286	2%
FISA	International Rowing Federation	-	259	259	2%
ITU	International Triathlon Union	6	93	99	1%
ISMF	International Ski Mountaineering Federation	-	48	48	0.4%
UIPM	International Modern Pentathlon Union	-	43	43	0.4%
FIBA	International Basketball Federation	23	17	40	0.3%
FIFA	International Federation of Football Associations	32	8	40	0.3%
IHF	International Handball Federation	5	34	39	0.3%
ICF	International Canoe Federation	-	31	31	0.3%
CMAS	World Underwater Federation	-	26	26	0.2%
FIRS	International Roller Sports Federation	-	22	22	0.2%
WSF	World Squash Federation	2	7	9	0.1%
FIM	International Motorcycling Federation	-	5	5	0.04%
IFF	International Floorball Federation	-	2	2	0.02%
IWF	International Weightlifting Federation	1	-	1	0.01%
Paravolley	World Paravolley	-	1	1	0.01%
Totals		3,264	8,742	12,006	

International Federations

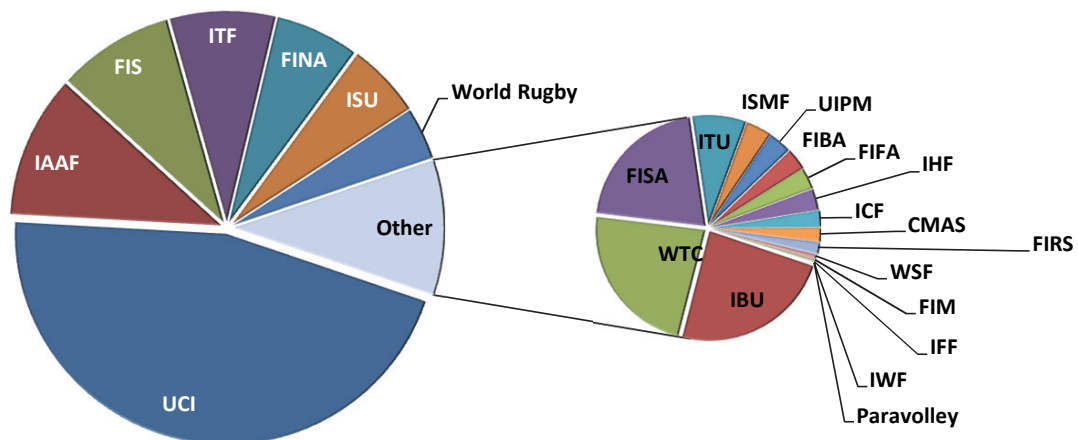


Table 12: Total ABP Samples by Testing Authority Category - continued

ADAMS Code	National Anti-Doping Organizations	IC	OOB	Total	%
USADA	US Anti-Doping Agency	84	992	1076	9%
RUSADA	Russian National Anti-Doping Organization	189	847	1036	8%
NADO	NADO Flanders	-	1000	1000	8%
NADA	German National Anti-Doping Agency	35	886	921	7%
ASADA	Australian Sports Anti-Doping Authority	22	890	912	7%
AFLD-NADO	French Anti-Doping Agency	152	746	898	7%
ADCH	Antidoping Switzerland	18	724	742	6%
UKAD	UK Anti-Doping	20	675	695	6%
ADN	Anti-Doping Norway	17	555	572	5%
ADoP	Portugal Anti-Doping Agency	11	496	507	4%
CHINADA	Chinese Anti-Doping Agency	-	502	502	4%
NADA Austria	National Anti-Doping Agency Austria GmbH	-	408	408	3%
RF	Swedish Sports Confederation	2	310	312	3%
CCES	Canadian Centre for Ethics in Sport	-	271	271	2%
ADD	Anti-Doping Denmark	8	263	271	2%
SAIDS	South African Institute for Drug-Free Sport	45	220	265	2%
FINADA	Finnish Anti-Doping Agency	14	250	264	2%
ESP-NADO	Spain National Anti-Doping Agency	-	254	254	2%
IND-NADO	National Anti Doping Agency -India	59	190	249	2%
ISC	Irish Sports Council	-	224	224	2%
TADC	Turkish Anti Doping Commission	140	82	222	2%
PANDA	Poland Commission Against Doping in Sports	36	108	144	1%
DFSNZ	Drug Free Sport New Zealand	-	129	129	1%
JADA	Japan Anti-Doping Agency	-	116	116	1%
HUNADO	Hungarian Anti-Doping Agency	-	74	74	1%
KAZ-NADO	Kazakhstan National Anti-Doping Centre	63	9	72	1%
ADAN	Netherlands Anti-Doping Authority	-	69	69	1%
ABCD	Braslian Authority on Anti-Doping Control	-	47	47	0.4%
EADA	Estonian Anti-Doping Agency	-	43	43	0.3%
QADC	Qatar Antidoping Commission	-	41	41	0.3%
KADA	Korea Anti-Doping Agency	-	33	33	0.3%
COL-NADO	Colombian NADO	18	10	28	0.2%
ANAD-Romania	Romanian National Anti-Doping Agency	1	12	13	0.1%
LAT-NADO	Anti-Doping department of State Sports Medicine Centre	-	11	11	0.1%
CADC	Czech Anti-Doping Committee	-	8	8	0.1%
JADO	Jordan Anti-doping Organization	-	7	7	0.1%
BSADA	Bermuda Sport Anti- Doping Authority	-	6	6	0.05%
ADAS	Anti-Doping Agency of Serbia	-	6	6	0.05%
KSA-NADO	Saudi Arabian Antidoping Committee	3	2	5	0.04%
LTU-NADO	Lithuanian Anti-Doping Agency	-	3	3	0.02%
Totals		937	11,519	12,456	

National Anti-Doping Organizations

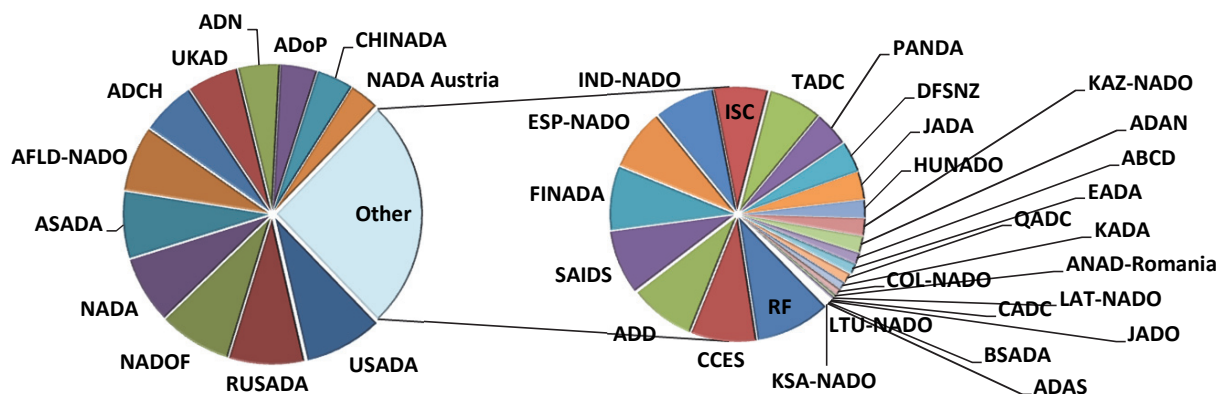
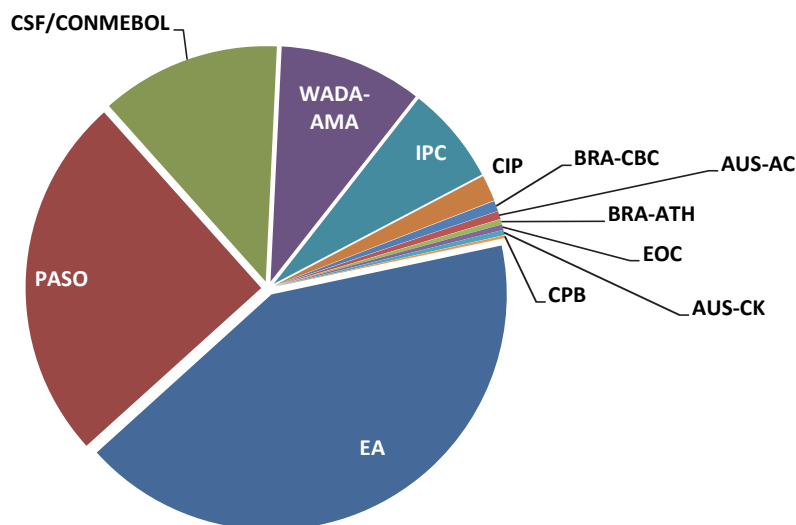


Table 12: Total ABP Samples by Testing Authority Category - continued

ADAMS Code	Other Sport Organizations*	IC	OOB	Total	%
EA	European Athletics Association	26	203	229	42%
PASO	Pan American Sports Organization	13	125	138	25%
CSF/CONMEBOL	South American Football Confederation	7	61	68	12%
WADA-AMA	World Anti-Doping Agency	-	54	54	10%
IPC	International Paralympic Committee	6	31	37	7%
CIP	Italian Paralympic Committee	2	8	10	2%
BRA-CBC	Brazilian Canoe Confederation	-	4	4	0.7%
AUS-AC	Australian Canoeing	-	3	3	0.5%
BRA-ATH	Brazilian Athletics Confederation	0	2	2	0.4%
EOC	European Olympic Committee	0	2	2	0.4%
AUS-CK	Cricket Australia	0	2	2	0.4%
CPB	Brazilian Paralympic Committee	0	1	1	0.2%
Totals		54	496	550	

Other Sport Organizations



* Note: Although National Federations (NFs) themselves are not signatories to the World Anti-Doping Code and therefore not entitled to authorize testing independently, the rules of some National Anti-Doping Agencies and International Sport Federations may delegate testing authority to these bodies. Tests attributed to NFs therefore may in some instances be a part of NADO or IF programs.

Table 13: 2015 ABP Testing Figures - ASOIF Sport - Aquatics

ADAMS Code	Testing Authority (TA)	IC	OOC	Total	%
FINA	International Swimming Federation	33	733	766	47%
RUSADA	Russian National Anti-Doping Organization	27	132	159	10%
CHINADA	Chinese Anti-Doping Agency	-	134	134	8%
ADCH	Antidoping Switzerland	2	71	73	5%
AFLD-NADO	French Anti-Doping Agency	-	70	70	4%
NADA	German National Anti-Doping Agency	2	64	66	4%
ASADA	Australian Sports Anti-Doping Authority	1	61	62	4%
ADD	Anti-Doping Denmark	-	27	27	2%
UKAD	UK Anti-Doping	-	26	26	2%
NADA Austria	National Anti-Doping Agency Austria GmbH	-	25	25	2%
FINADA	Finnish Anti-Doping Agency	-	20	20	1%
ISC	Irish Sports Council	-	18	18	1%
ADoP	Portugal Anti-Doping Agency	-	17	17	1%
USADA	US Anti-Doping Agency	-	17	17	1%
ADN	Anti-Doping Norway	3	13	16	1%
RF	Swedish Sports Confederation	-	15	15	1%
WADA-AMA	World Anti-Doping Agency	-	15	15	1%
ESP-NADO	Spain National Anti-Doping Agency	-	14	14	1%
NADOF	NADO Flanders	-	14	14	1%
CCES	Canadian Centre for Ethics in Sport	-	10	10	1%
KAZ-NADO	Kazakhstan National Anti-Doping Centre	-	9	9	1%
HUNADO	Hungarian Anti-Doping Agency	-	8	8	0.5%
PASO	Pan American Sports Organization	5	2	7	0.4%
KADA	Korea Anti-Doping Agency	-	6	6	0.4%
DFSNZ	Drug Free Sport New Zealand	-	5	5	0.3%
ADAN	Netherlands Anti-Doping Authority	-	4	4	0.2%
QADC	Qatar Antidoping Commission	-	4	4	0.2%
ANAD-Romania	Romanian National Anti-Doping Agency	-	3	3	0.2%
BSADA	Bermuda Sport Anti-Doping Authority	-	2	2	0.1%
LAT-NADO	Anti-Doping department of State Sports Medicine Centre	-	1	1	0.1%
SAIDS	South African Institute for Drug-Free Sport	-	1	1	0.1%
ABCD	Brasilian Authority on Anti-Doping Control	-	1	1	0.1%
JADA	Japan Anti-Doping Agency	-	1	1	0.1%
PANDA	Poland Commission Against Doping in Sports	-	1	1	0.1%
Totals		73	1,544	1,617	

Table 14: 2015 ABP Testing Figures - ASOIF Sport - Archery

ADAMS Code	Testing Authority (TA)	IC	OOC	Total	%
-	-	-	-	-	-
Totals		0	0	0	

Table 15: 2015 ABP Testing Figures - ASOIF Sport - Athletics

ADAMS Code	Testing Authority (TA)	IC	OOC	Total	%
IAAF	International Association of Athletics Federations	-	1309	1309	32%
RUSADA	Russian National Anti-Doping Organization	41	268	309	8%
USADA	US Anti-Doping Agency	16	252	268	7%
EA	European Athletics Association	26	203	229	6%
TADC	Turkish Anti Doping Commission	140	82	222	5%
CHINADA	Chinese Anti-Doping Agency	-	191	191	5%
NADA	German National Anti-Doping Agency	-	165	165	4%
ADCH	Antidoping Switzerland	6	130	136	3%
AFLD-NADO	French Anti-Doping Agency	84	50	134	3%
UKAD	UK Anti-Doping	9	122	131	3%
ASADA	Australian Sports Anti-Doping Authority	1	98	99	2%
IND-NADO	National Anti Doping Agency -India	-	93	93	2%
ISC	Irish Sports Council	-	88	88	2%
ESP-NADO	Spain National Anti-Doping Agency	-	75	75	2%
JADA	Japan Anti-Doping Agency	-	71	71	2%
PASO	Pan American Sports Organization	-	68	68	2%
ADoP	Portugal Anti-Doping Agency	-	55	55	1%
ADN	Anti-Doping Norway	-	53	53	1%
SAIDS	South African Institute for Drug-Free Sport	-	49	49	1%
CCES	Canadian Centre for Ethics in Sport	-	49	49	1%
RF	Swedish Sports Confederation	1	40	41	1%
FINADA	Finnish Anti-Doping Agency	7	30	37	1%
ADD	Anti-Doping Denmark	-	26	26	1%
NADA Austria	National Anti-Doping Agency Austria GmbH	-	25	25	1%
PANDA	Poland Commission Against Doping in Sports	-	21	21	1%
NADOF	NADO Flanders	-	15	15	0.4%
KADA	Korea Anti-Doping Agency	-	12	12	0.3%
WADA-AMA	World Anti-Doping Agency	-	9	9	0.2%
EADA	Estonian Anti-Doping Agency	-	9	9	0.2%
ADAN	Netherlands Anti-Doping Authority	-	9	9	0.2%
DFSNZ	Drug Free Sport New Zealand	-	8	8	0.2%
QADC	Qatar Antidoping Commission	-	8	8	0.2%
JADO	Jordan Anti-doping Organization	-	7	7	0.2%
HUNADO	Hungarian Anti-Doping Agency	-	6	6	0.1%
ABCD	Brasilian Authority on Anti-Doping Control	-	5	5	0.1%
ADAS	Anti-Doping Agency of Serbia	-	3	3	0.1%
LAT-NADO	Anti-Doping department of State Sports Medicine Centre	-	3	3	0.1%
BRA-ATH	Brazilian Athletics Confederation	-	2	2	0.05%
COL-NADO	Colombian NADO	-	2	2	0.05%
ANAD-Romania	Romanian National Anti-Doping Agency	-	2	2	0.05%
KSA-NADO	Saudi Arabian Antidoping Committee	-	2	2	0.05%
BSADA	Bermuda Sport Anti- Doping Authority	-	1	1	0.02%
Totals		331	3,716	4,047	

Table 16: 2015 ABP Testing Figures - ASOIF Sport - Badminton

ADAMS Code	Testing Authority (TA)	IC	OOC	Total	%
ADD	Anti-Doping Denmark	-	25	25	89%
AFLD-NADO	French Anti-Doping Agency	-	3	3	11%
Totals		0	28	28	

Table 17: 2015 ABP Testing Figures - ASOIF Sport - Basketball

ADAMS Code	Testing Authority (TA)	IC	OOC	Total	%
AFLD-NADO	French Anti-Doping Agency	28	61	89	57%
FIBA	International Basketball Federation	23	17	40	25%
NADA	German National Anti-Doping Agency	12	-	12	8%
ADoP	Portugal Anti-Doping Agency	-	12	12	8%
ESP-NADO	Spain National Anti-Doping Agency	-	4	4	3%
Totals		63	94	157	

Table 18: 2015 ABP Blood Passport Testing Figures - Boxing

ADAMS Code	Testing Authority (TA)	IC	OOC	Total	%
USADA	US Anti-Doping Agency	32	138	170	73%
IND-NADO	National Anti Doping Agency -India	-	32	32	14%
UKAD	UK Anti-Doping	-	14	14	6%
RF	Swedish Sports Confederation	-	10	10	4%
NADA	German National Anti-Doping Agency	-	4	4	2%
ASADA	Australian Sports Anti-Doping Authority	-	1	1	0.4%
AFLD-NADO	French Anti-Doping Agency	-	1	1	0.4%
Totals		32	200	232	

Table 19: 2015 ABP Blood Passport Testing Figures - Canoe / Kayak

ADAMS Code	Testing Authority (TA)	IC	OOC	Total	%
RUSADA	Russian National Anti-Doping Organization	31	92	123	22%
NADA	German National Anti-Doping Agency	6	102	108	19%
PANDA	Poland Commission Against Doping in Sports	-	39	39	7%
ESP-NADO	Spain National Anti-Doping Agency	-	34	34	6%
ICF	International Canoe Federation	-	31	31	5%
ASADA	Australian Sports Anti-Doping Authority	-	31	31	5%
ADoP	Portugal Anti-Doping Agency	-	23	23	4%
CCES	Canadian Centre for Ethics in Sport	-	23	23	4%
CHINADA	Chinese Anti-Doping Agency	-	21	21	4%
FINADA	Finnish Anti-Doping Agency	3	16	19	3%
ADN	Anti-Doping Norway	-	18	18	3%
ISC	Irish Sports Council	-	18	18	3%
WADA-AMA	World Anti-Doping Agency	-	16	16	3%
ADD	Anti-Doping Denmark	1	14	15	3%
RF	Swedish Sports Confederation	-	14	14	2%
NADA Austria	National Anti-Doping Agency Austria GmbH	-	11	11	2%
HUNADO	Hungarian Anti-Doping Agency	-	6	6	1%
PASO	Pan American Sports Organization	-	5	5	1%
BRA-CBC	Brazilian Canoe Confederation	-	4	4	1%
SAIDS	South African Institute for Drug-Free Sport	-	3	3	1%
AUS-AC	Australian Canoeing	-	3	3	1%
DFSNZ	Drug Free Sport New Zealand	-	3	3	1%
ANAD-Romania	Romanian National Anti-Doping Agency	-	2	2	0.3%
UKAD	UK Anti-Doping	-	2	2	0.3%
Totals		41	531	572	

Table 20: 2015 ABP Testing Figures - ASOIF Sport - Cycling

ADAMS Code	Testing Authority (TA)	IC	OOB	Total	%
UCI	International Cycling Union	2445	3036	5481	70%
NADO F	NADO Flanders	-	281	281	4%
USADA	US Anti-Doping Agency	8	271	279	4%
ADoP	Portugal Anti-Doping Agency	11	181	192	2%
SAIDS	South African Institute for Drug-Free Sport	45	110	155	2%
ASADA	Australian Sports Anti-Doping Authority	15	137	152	2%
ADCH	Antidoping Switzerland	-	149	149	2%
UKAD	UK Anti-Doping	3	138	141	2%
ADN	Anti-Doping Norway	-	89	89	1%
CHINADA	Chinese Anti-Doping Agency	-	86	86	1%
NADA	German National Anti-Doping Agency	-	86	86	1%
RUSADA	Russian National Anti-Doping Organization	25	59	84	1%
AFLD-NADO	French Anti-Doping Agency	26	52	78	1%
RF	Swedish Sports Confederation	-	72	72	1%
CCES	Canadian Centre for Ethics in Sport	-	65	65	1%
ADD	Anti-Doping Denmark	-	61	61	1%
ISC	Irish Sports Council	-	59	59	1%
ESP-NADO	Spain National Anti-Doping Agency	-	58	58	1%
NADA Austria	National Anti-Doping Agency Austria GmbH	-	47	47	1%
DFSNZ	Drug Free Sport New Zealand	-	42	42	1%
ADAN	Netherlands Anti-Doping Authority	-	31	31	0.4%
PASO	Pan American Sports Organization	6	16	22	0.3%
IND-NADO	National Anti Doping Agency -India	11	9	20	0.3%
ABCD	Brasilian Authority on Anti-Doping Control	-	19	19	0.2%
COL-NADO	Colombian NADO	14	3	17	0.2%
PANDA	Poland Commission Against Doping in Sports	12	-	12	0.2%
KAZ-NADO	Kazakhstan National Anti-Doping Centre	9	-	9	0.1%
QADC	Qatar Antidoping Commission	-	9	9	0.1%
HUNADO	Hungarian Anti-Doping Agency	-	7	7	0.1%
FINADA	Finnish Anti-Doping Agency	-	6	6	0.1%
EOC	European Olympic Committee	-	2	2	0.03%
ADAS	Anti-Doping Agency of Serbia	-	1	1	0.01%
Totals		2,630	5,182	7,812	

Table 21: 2015 ABP Testing Figures - ASOIF Sport - Equestrian

ADAMS Code	Testing Authority (TA)	IC	OOC	Total	%
-	-	-	-	-	-
Totals		0	0	0	

Table 22: 2015 ABP Testing Figures - ASOIF Sport - Fencing

ADAMS Code	Testing Authority (TA)	IC	OOC	Total	%
-	-	-	-	-	-
Totals		0	0	0	

Table 23: 2015 ABP Testing Figures - ASOIF Sport - Field Hockey

ADAMS Code	Testing Authority (TA)	IC	OOC	Total	%
QADC	Qatar Antidoping Commission	-	5	5	100%
Totals		0	5	5	

Table 24: 2015 ABP Testing Figures - ASOIF Sport - Football

ADAMS Code	Testing Authority (TA)	IC	OOC	Total	%
NADO F	NADO Flanders	-	637	637	46%
UKAD	UK Anti-Doping	0	183	183	13%
AFLD-NADO	French Anti-Doping Agency	2	129	131	9%
ASADA	Australian Sports Anti-Doping Authority	4	116	120	9%
NADA Austria	National Anti-Doping Agency Austria GmbH	-	71	71	5%
CSF/CONMEBOL	South American Football Confederation	7	61	68	5%
ADoP	Portugal Anti-Doping Agency	-	60	60	4%
FIFA	International Federation of Football Associations	32	8	40	3%
ADN	Anti-Doping Norway	-	38	38	3%
ABCD	Brasilian Authority on Anti-Doping Control	-	20	20	1%
HUNADO	Hungarian Anti-Doping Agency	-	8	8	1%
NADA	German National Anti-Doping Agency	-	4	4	0.3%
Totals		45	1,335	1,380	

Table 25: 2015 ABP Testing Figures - ASOIF Sport - Golf

ADAMS Code	Testing Authority (TA)	IC	OOC	Total	%
-	-	-	-	-	-
Totals		0	0	0	

Table 26: 2015 ABP Testing Figures - ASOIF Sport - Gymnastics

ADAMS Code	Testing Authority (TA)	IC	OOC	Total	%
ADoP	Portugal Anti-Doping Agency	-	32	32	68%
AFLD-NADO	French Anti-Doping Agency	-	11	11	23%
USADA	US Anti-Doping Agency	-	3	3	6%
NADA	German National Anti-Doping Agency	-	1	1	2%
Totals		0	47	47	

Table 27: 2015 ABP Testing Figures - ASOIF Sport - Handball

ADAMS Code	Testing Authority (TA)	IC	OOC	Total	%
IHF	International Handball Federation	5	34	39	41%
ADoP	Portugal Anti-Doping Agency	-	30	30	31%
AFLD-NADO	French Anti-Doping Agency	-	19	19	20%
QADC	Qatar Antidoping Commission	-	8	8	8%
Totals		5	91	96	

Table 28: 2015 ABP Testing Figures - ASOIF Sport - Judo

ADAMS Code	Testing Authority (TA)	IC	OOC	Total	%
IND-NADO	National Anti Doping Agency -India	-	28	28	38%
AFLD-NADO	French Anti-Doping Agency	-	20	20	27%
ADoP	Portugal Anti-Doping Agency	-	13	13	18%
HUNADO	Hungarian Anti-Doping Agency	-	10	10	14%
SAIDS	South African Institute for Drug-Free Sport	-	2	2	3%
ADAN	Netherlands Anti-Doping Authority	-	1	1	1%
Totals		0	74	74	

Table 29: 2015 ABP Testing Figures - ASOIF Sport - Modern Pentathlon

ADAMS Code	Testing Authority (TA)	IC	OOC	Total	%
UIPM	International Modern Pentathlon Union	-	43	43	56%
UKAD	UK Anti-Doping	-	19	19	25%
AFLD-NADO	French Anti-Doping Agency	-	6	6	8%
ISC	Irish Sports Council	-	4	4	5%
LTU-NADO	Lithuanian Anti-Doping Agency	-	2	2	3%
HUNADO	Hungarian Anti-Doping Agency	-	1	1	1%
ESP-NADO	Spain National Anti-Doping Agency	-	1	1	1%
RUSADA	Russian National Anti-Doping Organization	-	1	1	1%
Totals		0	77	77	

Table 30: 2015 ABP Testing Figures - ASOIF Sport - Rowing

ADAMS Code	Testing Authority (TA)	IC	OOC	Total	%
FISA	International Rowing Federation	-	259	259	27%
NADA	German National Anti-Doping Agency	-	125	125	13%
RUSADA	Russian National Anti-Doping Organization	5	68	73	7%
ADCH	Antidoping Switzerland	8	60	68	7%
UKAD	UK Anti-Doping	6	58	64	7%
CHINADA	Chinese Anti-Doping Agency	-	54	54	6%
DFSNZ	Drug Free Sport New Zealand	-	51	51	5%
ADD	Anti-Doping Denmark	2	42	44	5%
ADN	Anti-Doping Norway	-	26	26	3%
SAIDS	South African Institute for Drug-Free Sport	-	25	25	3%
PANDA	Poland Commission Against Doping in Sports	-	25	25	3%
ASADA	Australian Sports Anti-Doping Authority	-	25	25	3%
CCES	Canadian Centre for Ethics in Sport	-	24	24	2%
NADA Austria	National Anti-Doping Agency Austria GmbH	-	20	20	2%
AFLD-NADO	French Anti-Doping Agency	3	17	20	2%
ADoP	Portugal Anti-Doping Agency	-	13	13	1%
ESP-NADO	Spain National Anti-Doping Agency	-	13	13	1%
FINADA	Finnish Anti-Doping Agency	-	10	10	1%
RF	Swedish Sports Confederation	-	9	9	1%
EADA	Estonian Anti-Doping Agency	-	9	9	1%
WADA-AMA	World Anti-Doping Agency	-	7	7	1%
PASO	Pan American Sports Organization	-	7	7	1%
ANAD-Romania	Romanian National Anti-Doping Agency	-	4	4	0.4%
ADAS	Anti-Doping Agency of Serbia	-	2	2	0.2%
Totals		24	953	977	

Table 31: 2015 ABP Testing Figures - ASOIF Sport - Rugby

ADAMS Code	Testing Authority (TA)	IC	OOC	Total	%
World Rugby	World Rugby	7	472	479	0.65
AFLD-NADO	French Anti-Doping Agency	-	113	113	0.15
ASADA	Australian Sports Anti-Doping Authority	-	87	87	0.12
ADoP	Portugal Anti-Doping Agency	-	18	18	0.02
PASO	Pan American Sports Organization	-	16	16	0.02
JADA	Japan Anti-Doping Agency	-	15	15	0.02
CCES	Canadian Centre for Ethics in Sport	-	4	4	0.01
USADA	US Anti-Doping Agency	-	1	1	0.00
Totals		7	726	733	

Table 32: 2015 ABP Testing Figures - ASOIF Sport - Sailing

ADAMS Code	Testing Authority (TA)	IC	OOC	Total	%
-	-	-	-	-	-
Totals		0	0	0	

Table 33: 2015 ABP Testing Figures - ASOIF Sport - Shooting

ADAMS Code	Testing Authority (TA)	IC	OOC	Total	%
-	-	-	-	-	-
Totals		0	0	0	

Table 34: 2015 ABP Testing Figures - ASOIF - Table Tennis

ADAMS Code	Testing Authority (TA)	IC	OOC	Total	%
HUNADO	Hungarian Anti-Doping Agency	-	4	4	67%
QADC	Qatar Antidoping Commission	-	2	2	33%
Totals		0	6	6	

Table 35: 2015 ABP Testing Figures - ASOIF - Taekwondo

ADAMS Code	Testing Authority (TA)	IC	OOC	Total	%
AFLD-NADO	French Anti-Doping Agency	-	7	7	88%
ESP-NADO	Spain National Anti-Doping Agency	-	1	1	13%
Totals		0	8	8	

Table 36: 2015 ABP Testing Figures - ASOIF - Tennis

ADAMS Code	Testing Authority (TA)	IC	OOC	Total	%
ITF	International Tennis Federation	383	545	928	92%
ADoP	Portugal Anti-Doping Agency	-	16	16	2%
USADA	US Anti-Doping Agency	-	14	14	1%
AFLD-NADO	French Anti-Doping Agency	6	7	13	1%
NADA Austria	National Anti-Doping Agency Austria GmbH	-	9	9	1%
UKAD	UK Anti-Doping	-	8	8	1%
CADC	Czech Anti-Doping Committee	-	8	8	1%
NADA	German National Anti-Doping Agency	-	2	2	0.2%
WADA-AMA	World Anti-Doping Agency	-	2	2	0.2%
ADD	Anti-Doping Denmark	-	2	2	0.2%
ASADA	Australian Sports Anti-Doping Authority	-	1	1	0.1%
ESP-NADO	Spain National Anti-Doping Agency	-	1	1	0.1%
Totals		389	615	1,004	

Table 37: 2015 ABP Testing Figures - ASOIF - Triathlon

ADAMS Code	Testing Authority (TA)	IC	OOC	Total	%
NADA	German National Anti-Doping Agency	5	160	165	18%
ITU	International Triathlon Union	6	93	99	11%
ADCH	Antidoping Switzerland	-	92	92	10%
ASADA	Australian Sports Anti-Doping Authority	1	84	85	9%
ADD	Anti-Doping Denmark	5	44	49	5%
UKAD	UK Anti-Doping	2	47	49	5%
NADOF	NADO Flanders	-	48	48	5%
ESP-NADO	Spain National Anti-Doping Agency	-	41	41	4%
AFLD-NADO	French Anti-Doping Agency	-	39	39	4%
USADA	US Anti-Doping Agency	-	35	35	4%
NADA Austria	National Anti-Doping Agency Austria GmbH	-	27	27	3%
CCES	Canadian Centre for Ethics in Sport	-	26	26	3%
SAIDS	South African Institute for Drug-Free Sport	-	21	21	2%
DFSNZ	Drug Free Sport New Zealand	-	20	20	2%
CHINADA	Chinese Anti-Doping Agency	-	16	16	2%
RUSADA	Russian National Anti-Doping Organization	9	7	16	2%
FINADA	Finnish Anti-Doping Agency	-	15	15	2%
ADN	Anti-Doping Norway	-	14	14	1%
RF	Swedish Sports Confederation	-	13	13	1%
PASO	Pan American Sports Organization	2	11	13	1%
ADoP	Portugal Anti-Doping Agency	-	13	13	1%
ISC	Irish Sports Council	-	12	12	1%
JADA	Japan Anti-Doping Agency	-	10	10	1%
ADAN	Netherlands Anti-Doping Authority	-	7	7	1%
KADA	Korea Anti-Doping Agency	-	5	5	1%
EADA	Estonian Anti-Doping Agency	-	5	5	1%
BSADA	Bermuda Sport Anti- Doping Authority	-	3	3	0.3%
WADA-AMA	World Anti-Doping Agency	-	3	3	0.3%
COL-NADO	Colombian NADO	-	1	1	0.1%
Totals		30	912	942	

Table 38: 2015 ABP Testing Figures - ASOIF - Volleyball

ADAMS Code	Testing Authority (TA)	IC	OOC	Total	%
AFLD-NADO	French Anti-Doping Agency	-	23	23	100%
Totals		0	23	23	

Table 39: 2015 ABP Testing Figures - ASOIF - Weightlifting

ADAMS Code	Testing Authority (TA)	IC	OOC	Total	%
USADA	US Anti-Doping Agency	12	23	35	27%
AFLD-NADO	French Anti-Doping Agency	-	28	28	22%
IND-NADO	National Anti Doping Agency -India	23	-	23	18%
HUNADO	Hungarian Anti-Doping Agency	-	16	16	12%
ASADA	Australian Sports Anti-Doping Authority	-	11	11	8%
QADC	Qatar Antidoping Commission	-	5	5	4%
JADA	Japan Anti-Doping Agency	-	5	5	4%
KSA-NADO	Saudi Arabian Antidoping Committee	3	-	3	2%
LAT-NADO	Anti-Doping department of State Sports Medicine Centre	-	2	2	2%
WADA-AMA	World Anti-Doping Agency	-	1	1	1%
IWF	International Weightlifting Federation	1	-	1	1%
Totals		39	91	130	

Table 40: 2015 ABP Testing Figures - ASOIF - Wrestling

ADAMS Code	Testing Authority (TA)	IC	OOC	Total	%
IND-NADO	National Anti Doping Agency -India	25	28	53	88%
HUNADO	Hungarian Anti-Doping Agency	-	4	4	7%
ADoP	Portugal Anti-Doping Agency	-	1	1	2%
WADA-AMA	World Anti-Doping Agency	-	1	1	2%
AFLD-NADO	French Anti-Doping Agency	-	1	1	2%
Totals		25	35	60	

Table 41: 2015 ABP Testing Figures - AIOWF Sport - Biathlon

ADAMS Code	Testing Authority (TA)	IC	OOB	Total	%
IBU	International Biathlon Union	61	236	297	44%
ADN	Anti-Doping Norway	8	75	83	12%
RUSADA	Russian National Anti-Doping Organization	3	65	68	10%
NADA	German National Anti-Doping Agency	-	52	52	8%
KAZ-NADO	Kazakhstan National Anti-Doping Centre	36	-	36	5%
RF	Swedish Sports Confederation	-	24	24	4%
ADCH	Antidoping Switzerland	-	24	24	4%
NADA Austria	National Anti-Doping Agency Austria GmbH	-	21	21	3%
CCES	Canadian Centre for Ethics in Sport	-	20	20	3%
FINADA	Finnish Anti-Doping Agency	-	18	18	3%
PANDA	Poland Commission Against Doping in Sports	5	6	11	2%
UKAD	UK Anti-Doping	-	8	8	1%
EADA	Estonian Anti-Doping Agency	-	6	6	1%
ESP-NADO	Spain National Anti-Doping Agency	-	1	1	0.1%
ANAD-Romania	Romanian National Anti-Doping Agency	1	-	1	0.1%
Totals		114	556	670	

Table 42: 2015 ABP Testing Figures - AIOWF Sport - Bobsleigh

ADAMS Code	Testing Authority (TA)	IC	OOB	Total	%
ADCH	Antidoping Switzerland		32	32	56%
USADA	US Anti-Doping Agency		12	12	21%
LAT-NADO	Anti-Doping department of State Sports Medicine Centre		5	5	9%
NADA Austria	National Anti-Doping Agency Austria GmbH		5	5	9%
AFLD-NADO	French Anti-Doping Agency		2	2	4%
RUSADA	Russian National Anti-Doping Organization		1	1	2%
Totals		0	57	57	

Table 43: 2015 ABP Testing Figures - ASOIF Sport - Curling

ADAMS Code	Testing Authority (TA)	IC	OOB	Total	%
-	-	-	-	-	-
Totals		0	0	0	

Table 44: 2015 ABP Testing Figures - AIOWF Sport - Ice Hockey

ADAMS Code	Testing Authority (TA)	IC	OOB	Total	%
NADA Austria	National Anti-Doping Agency Austria GmbH	-	57	57	67%
AFLD-NADO	French Anti-Doping Agency	-	26	26	31%
NADA	German National Anti-Doping Agency	-	2	2	2%
Totals		0	85	85	

Table 45: 2015 ABP Testing Figures - AIOWF Sport - Luge

ADAMS Code	Testing Authority (TA)	IC	OOB	Total	%
-	-	-	-	-	-
Totals		0	0	0	

Table 46: 2015 ABP Testing Figures - AIOWF - Skating

ADAMS Code	Testing Authority (TA)	IC	OOB	Total	%
ISU	International Skating Union	239	448	687	64%
RUSADA	Russian National Anti-Doping Organization	20	67	87	8%
NADA	German National Anti-Doping Agency	10	73	83	8%
ADN	Anti-Doping Norway	-	50	50	5%
CCES	Canadian Centre for Ethics in Sport	-	28	28	3%
FINADA	Finnish Anti-Doping Agency	2	23	25	2%
PANDA	Poland Commission Against Doping in Sports	14	7	21	2%
ADAN	Netherlands Anti-Doping Authority	-	17	17	2%
RF	Swedish Sports Confederation	-	14	14	1%
ADCH	Antidoping Switzerland	-	13	13	1%
AFLD-NADO	French Anti-Doping Agency	-	13	13	1%
USADA	US Anti-Doping Agency	-	9	9	1%
JADA	Japan Anti-Doping Agency	-	9	9	1%
KADA	Korea Anti-Doping Agency	-	8	8	1%
ASADA	Australian Sports Anti-Doping Authority	-	5	5	0.5%
NADA Austria	National Anti-Doping Agency Austria GmbH	-	2	2	0.2%
HUNADO	Hungarian Anti-Doping Agency	-	2	2	0.2%
Totals		285	788	1,073	

Table 47: 2015 ABP Testing Figures - AIOWF - Skiing

ADAMS Code	Testing Authority (TA)	IC	4	4	%
FIS	International Ski Federation	27	1039	1066	57%
ADN	Anti-Doping Norway	6	153	159	9%
FINADA	Finnish Anti-Doping Agency	2	110	112	6%
RUSADA	Russian National Anti-Doping Organization	24	87	111	6%
ADCH	Antidoping Switzerland	-	100	100	5%
NADA Austria	National Anti-Doping Agency Austria GmbH	-	76	76	4%
RF	Swedish Sports Confederation	-	71	71	4%
NADA	German National Anti-Doping Agency	-	45	45	2%
AFLD-NADO	French Anti-Doping Agency	-	33	33	2%
KAZ-NADO	Kazakhstan National Anti-Doping Centre	18	-	18	1%
EADA	Estonian Anti-Doping Agency	-	14	14	1%
PANDA	Poland Commission Against Doping in Sports	5	9	14	1%
CCES	Canadian Centre for Ethics in Sport	-	13	13	1%
USADA	US Anti-Doping Agency	-	10	10	1%
UKAD	UK Anti-Doping	-	7	7	0.4%
ESP-NADO	Spain National Anti-Doping Agency	-	4	4	0.2%
JADA	Japan Anti-Doping Agency	-	3	3	0.2%
KADA	Korea Anti-Doping Agency	-	2	2	0.1%
LTU-NADO	Lithuanian Anti-Doping Agency	-	1	1	0.1%
ANAD-Romania	Romanian National Anti-Doping Agency	-	1	1	0.1%
Totals		82	1,778	1,860	

Table 48: Total 2015 ABP Testing Figures - ARISF Sports

American Football

ADAMS Code	Testing Authority (TA)	IC	OOC	Total	%
NADA Austria	National Anti-Doping Agency Austria GmbH	-	8	8	100%
Totals		0	8	8	

Cricket

ADAMS Code	Testing Authority (TA)	IC	OOC	Total	%
ASADA	Australian Sports Anti-Doping Authority	-	34	34	94%
AUS-CK	Cricket Australia	-	2	2	6%
Totals		0	36	36	

Floorball

ADAMS Code	Testing Authority (TA)	IC	OOC	Total	%
IFF	International Floorball Federation	-	2	2	100%
Totals		0	2	2	

Karate

ADAMS Code	Testing Authority (TA)	IC	OOC	Total	%
AFLD-NADO	French Anti-Doping Agency	-	5	5	100%
Totals		0	5	5	

Life Saving

ADAMS Code	Testing Authority (TA)	IC	OOC	Total	%
ASADA	Australian Sports Anti-Doping Authority	-	14	14	100%
Totals		0	14	14	

Motorcycling

ADAMS Code	Testing Authority (TA)	IC	OOC	Total	%
USADA	US Anti-Doping Agency	-	9	9	64%
FIM	International Motorcycling Federation	-	5	5	36%
Totals		0	14	14	

Climbing and Mountaineering

ADAMS Code	Testing Authority (TA)	IC	OOC	Total	%
ESP-NADO	Spain National Anti-Doping Agency	-	3	3	60%
ISMF	International Ski Mountaineering Federation	-	2	2	40%
Totals		0	5	5	

Table 48: Total 2015 ABP Testing Figures - ARISF Sports - continued

Orienteering

ADAMS Code	Testing Authority (TA)	IC	OOC	Total	%
ADN	Anti-Doping Norway	-	22	22	34%
ADD	Anti-Doping Denmark	-	19	19	29%
ADCH	Antidoping Switzerland	-	14	14	22%
RF	Swedish Sports Confederation	-	8	8	12%
FINADA	Finnish Anti-Doping Agency	-	2	2	3%
Totals		0	65	65	

Roller Sports

ADAMS Code	Testing Authority (TA)	IC	OOC	Total	%
FIRS	International Roller Sports Federation	-	22	22	56%
ADoP	Portugal Anti-Doping Agency	-	12	12	31%
COL-NADO	Colombian NADO	3	2	5	13%
Totals		3	36	39	

Ski-Mountaineering

ADAMS Code	Testing Authority (TA)	IC	OOC	Total	%
ISMF	International Ski Mountaineering Federation	-	46	46	96%
ADCH	Antidoping Switzerland	-	1	1	2%
AFLD-NADO	French Anti-Doping Agency	-	1	1	2%
Totals		0	48	48	

Squash

ADAMS Code	Testing Authority (TA)	IC	OOC	Total	%
UKAD	UK Anti-Doping	-	16	16	57%
WSF	World Squash Federation	2	7	9	32%
AFLD-NADO	French Anti-Doping Agency	-	3	3	11%
Totals		2	26	28	

Underwater Sports

ADAMS Code	Testing Authority (TA)	IC	OOC	Total	%
CMAS	World Underwater Federation	-	26	26	96%
HUNADO	Hungarian Anti-Doping Agency	-	1	1	4%
Totals		0	27	27	

Table 49: Total 2015 ABP Testing Figures - AIMS Sports

Bodybuilding

ADAMS Code	Testing Authority (TA)	IC	OOC	Total	%
HUNADO	Hungarian Anti-Doping Agency	-	1	1	100%
Totals		0	1	1	

Powerlifting

ADAMS Code	Testing Authority (TA)	IC	OOC	Total	%
AFLD-NADO	French Anti-Doping Agency	-	6	6	86%
NADA Austria	National Anti-Doping Agency Austria GmbH	-	1	1	14%
Totals		0	7	7	

Kickboxing

ADAMS Code	Testing Authority (TA)	IC	OOC	Total	%
AFLD-NADO	French Anti-Doping Agency	3	-	3	43%
Totals		3	0	3	

Table 50: Total 2015 ABP Testing Figures - IPC Sports/disciplines

Aquatics

Discipline	ADAMS Code	Testing Authority (TA)	IC	OOB	Total	%
IPC Swimming	RF	Swedish Sports Confederation	-	1	1	13%
	ADN	Anti-Doping Norway	-	1	1	13%
IPC Swimming Middle Distance 200-400m	ADN	Anti-Doping Norway	-	2	2	25%
	RF	Swedish Sports Confederation	1	-	1	13%
IPC Swimming Long Distance 800m+	ESP-NADO	Spain National Anti-Doping Agency	-	1	1	13%
IPC Swimming Sprint 100m or less	RF	Swedish Sports Confederation	-	1	1	13%
	ESP-NADO	Spain National Anti-Doping Agency	-	1	1	13%
			1	7	8	

Athletics

Discipline	ADAMS Code	Testing Authority (TA)	IC	OOB	Total	%
IPC Long Distance 3000m+	IPC	International Paralympic Committee	-	12	12	15%
	CCES	Canadian Centre for Ethics in Sport	-	4	4	5%
	ADCH	Antidoping Switzerland	-	2	2	2%
	ISC	Irish Sports Council	-	1	1	1%
IPC Athletics	USADA	US Anti-Doping Agency	-	21	21	26%
	IPC	International Paralympic Committee	4	1	5	6%
	ISC	Irish Sports Council	-	4	4	5%
	RF	Swedish Sports Confederation	-	2	2	2%
	CIP	Italian Paralympic Committee	2	-	2	2%
	ADCH	Antidoping Switzerland	-	2	2	2%
	IPC Sprint 400m or less	IPC	International Paralympic Committee	-	7	7
IPC Sprint 400m or less	ADCH	Antidoping Switzerland	-	4	4	5%
	CPB	Brazilian Paralympic Committee	-	1	1	1%
	USADA	US Anti-Doping Agency	-	1	1	1%
	ABCD	Braslian Authority on Anti-Doping Control	-	1	1	1%
	RF	Swedish Sports Confederation	-	1	1	1%
IPC Throws	ISC	Irish Sports Council	-	1	1	1%
	ESP-NADO	Spain National Anti-Doping Agency	-	1	1	1%
IPC Middle Distance 800-1500m	IPC	International Paralympic Committee	-	4	4	5%
	USADA	US Anti-Doping Agency	-	1	1	1%
	ADCH	Antidoping Switzerland	-	1	1	1%
	COL-NADO	Colombian NADO	1	-	1	1%
	CCES	Canadian Centre for Ethics in Sport	-	1	1	1%
IPC Combined Events	CCES	Canadian Centre for Ethics in Sport	-	1	1	1%
			7	74	81	

Biathlon

Discipline	ADAMS Code	Testing Authority (TA)	IC	OOB	Total	%
IPC Biathlon (R)	NADA	German Anti-Doping Agency	-	1	1	100%
			0	1	1	

Powerlifting

Discipline	ADAMS Code	Testing Authority (TA)	IC	OOB	Total	%
IPC Powerlifting	ISC	Irish Sports Council	-	1	1	100%
			0	1	1	

Skiing

Discipline	ADAMS Code	Testing Authority (TA)	IC	OOB	Total	%
IPC Cross-Country Middle/Long Distance	RF	Swedish Sports Confederation	-	3	3	17%
	IPC	International Paralympic Committee	-	1	1	6%
IPC Cross-Country	IPC	International Paralympic Committee	-	5	5	28%
	RF	Swedish Sports Confederation	-	3	3	17%
	CCES	Canadian Centre for Ethics in Sport	-	2	2	11%
	ADN	Anti-Doping Norway	-	1	1	6%
IPC Cross-Country Sprint/Short Distance	IPC	International Paralympic Committee	-	1	1	6%
IPC Biathlon (R)	IPC	International Paralympic Committee	2	-	2	11%
			2	16	18	

Table 51: Total 2015 ABP Testing Figures - Sports for Athletes with an Impairment

Athletics

Sport or Discipline	ADAMS Code	Testing Authority (TA)	IC	OOB	Total	%
IBSA Athletics	ESP-NADO	Spain National Anti-Doping Agency	-	1	1	100%
Totals			0	1	1	

Cycling

Discipline	ADAMS Code	Testing Authority (TA)	IC	OOB	Total	%
Para-Cycling	ISC	Irish Sports Council	-	15	15	35%
	CIP	Italian Paralympic Committee	-	8	8	19%
	UCI	International Cycling Union	-	3	3	7%
	RF	Swedish Sports Confederation	-	3	3	7%
	USADA	US Anti-Doping Agency	-	1	1	2%
	NADA Austria	National Anti-Doping Agency Austria GmbH	-	1	1	2%
Para-Cycling Road	ISC	Irish Sports Council	-	3	3	7%
	ADCH	Antidoping Switzerland	-	3	3	7%
	COL-NADO	Colombian NADO	-	2	2	5%
	CCES	Canadian Centre for Ethics in Sport	-	1	1	2%
Para-Cycling Track Endurance	UKAD	UK Anti-Doping	-	3	3	7%
Totals			0	43	43	

Rowing

Discipline	ADAMS Code	Testing Authority (TA)	IC	OOB	Total	%
Para-Rowing	ABCD	Brasilian Authority on Anti-Doping Control	-	1	1	100%
Totals			0	1	1	

Tennis

Discipline	ADAMS Code	Testing Authority (TA)	IC	OOB	Total	%
Wheelchair Tennis	ITF	International Tennis Federation	-	39	39	95%
	JADA	Japan Anti-Doping Agency	-	2	2	5%
Totals			0	41	41	

Sitting Volleyball

Discipline	ADAMS Code	Testing Authority (TA)	IC	OOB	Total	%
Sitting Volleyball	Paravolley	World Paravolley	-	1	1	100%
Totals			0	1	1	

Table 52: Total 2015 ABP Testing Figures - Other Sports - Code Signatories

Ironman Triathlon

Discipline	ADAMS Code	Testing Authority (TA)	IC	OOB	Total	%
Ironman	IRONMAN	World Triathlon Corporation	-	286	286	65%
	USADA	US Anti-Doping Agency	-	92	92	21%
	ADCH	Antidoping Switzerland	2	26	28	6%
	UKAD	UK Anti-Doping	-	18	18	4%
	SAIDS	South African Institute for Drug-Free Sport	-	9	9	2%
	ASADA	Australian Sports Anti-Doping Authority	-	4	4	1%
	ADD	Anti-Doping Denmark	-	3	3	1%
	NADA Austria	National Anti-Doping Agency Austria GmbH	-	2	2	0.5%
	RF	Swedish Sports Confederation	-	1	1	0.2%
Totals			2	441	443	

Table 53: Total 2015 ABP Testing Figures - Other Sports - non-Code Signatories

Australian Rules Football							
Discipline	ADAMS Code	Testing Authority (TA)	IC	OOC	Total	%	
-	ASADA	Australian Sports Anti-Doping Authority	-	146	146	100%	
			0	146	146		
Boxing							
Discipline	ADAMS Code	Testing Authority (TA)	IC	OOC	Total	%	
Professional Boxing	USADA	US Anti-Doping Agency	7	12	19	76%	
	UKAD	UK Anti-Doping	-	6	6	24%	
			7	18	25		
Budo							
Discipline	ADAMS Code	Testing Authority (TA)	IC	OOC	Total	%	
-	RF	Swedish Sports Confederation	-	1	1	100%	
			0	1	1		
Cycling							
Discipline	ADAMS Code	Testing Authority (TA)	IC	OOC	Total	%	
University	RF	Swedish Sports Confederation	-	2	2	100%	
			0	2	2		
Skiing							
Discipline	ADAMS Code	Testing Authority (TA)	IC	OOC	Total	%	
Roller Skiing	RUSADA	Russian National Anti-Doping Organization	4	-	4	100%	
			4	0	4		
Other Rugby							
Discipline	ADAMS Code	Testing Authority (TA)	IC	OOC	Total	%	
National Rugby League (R)	ASADA	Australian Sports Anti-Doping Authority	-	35	35	100%	
			0	35	35		
Duathlon (R)							
Discipline	ADAMS Code	Testing Authority (TA)	IC	OOC	Total	%	
-	NADOF	NADO Flanders	-	5	5	100%	
			0	5	5		
Mixed Martial Arts							
Discipline	ADAMS Code	Testing Authority (TA)	IC	OOC	Total	%	
-	USADA	US Anti-Doping Agency	9	67	76	97%	
	RF	Swedish Sports Confederation	-	2	2	3%	
Totals			9	69	78		
Ultimate Fighting							
Discipline	ADAMS Code	Testing Authority (TA)	IC	OOC	Total	%	
-	USADA	US Anti-Doping Agency	-	3	3	100%	
			0	3	3		