

2011 Laboratory Testing Figures

Reported by Accredited Laboratories

Overview of Results

Table A All Sports

Differentiation between Olympic and Non-Olympic Sports	A Samples Analyzed	A Samples Adverse Analytical Findings ¹		A Samples Atypical Findings ²		A Samples Total Findings ³	
		(%)	(%)	(%)	(%)	(%)	(%)
Olympic Sports	167,820	1,762	(1.0%)	1,443	(0.86%)	3,205	(1.9%)
Non-Olympic Sports	75,373	1,123	(1.5%)	528	(0.70%)	1,651	(2.2%)
TOTAL	243,193	2,885	(1.2%)	1,971	(0.81%)	4,856	(2.0%)

¹ The **Adverse Analytical Findings (AAF)** in this report are not to be confused with adjudicated or sanctioned Anti-Doping Rule Violations (ADRV). "Adverse Analytical Finding" is defined in the World Anti-Doping Code as "a report from a laboratory or other WADA-approved entity that, consistent with the International Standard for Laboratories and related Technical Documents, identifies in a Sample the presence of a Prohibited Substance or its Metabolites or Markers (including elevated quantities of endogenous substances) or evidence of the Use of a Prohibited Method." These figures may not be identical to sanctioned cases, as the figures given in this report may contain findings that underwent the Therapeutic Use Exemption (TUE) approval process.

² The **Atypical Findings (ATF)** in this report are not to be confused with adjudicated or sanctioned Anti-Doping Rule Violations (ADRV). "Atypical Finding" is defined in the World Anti-Doping Code as "a report from a laboratory or other WADA-approved entity which requires further investigation as provided by the International Standard for Laboratories or related Technical Documents prior to the determination of an Adverse Analytical Finding". Atypical Findings may correspond to multiple measurements performed on the same Athlete, such as in cases of longitudinal studies on testosterone.

³ Includes Adverse Analytical Findings and Atypical Findings

Comparison of Years 2003 to 2011

Table A1

Olympic and Non-Olympic Figures

Differentiation between Olympic and Non-Olympic Sports	2003 A Samples Analyzed	2004 A Samples Analyzed	2005 A Samples Analyzed	2006 A Samples Analyzed	2007 A Samples Analyzed	2008 A Samples Analyzed	2009 A Samples Analyzed	2010 A Samples Analyzed	2011 A Samples Analyzed	A Samples Analyzed 2011 vs 2010
Olympic Sports	113,559	128,591	139,836	156,866	174,483	202,067	187,029	180,567	167,820	-7.1%
Non-Olympic Sports	37,651	40,596	43,501	41,277	49,415	72,548	90,899	77,700	75,373	-3.0%
TOTAL	151,210	169,187	183,337	198,143	223,898	274,615	277,928	258,267	243,193	-5.8%

Differentiation between Olympic and Non-Olympic Sports	2003 AAFs ^{1,2}	2004 AAFs ^{1,2}	2005 AAFs ^{1,2}	2006 AAFs ^{1,2}	2007 AAFs ^{1,2}	2008		2009		2010		2011		Total Findings ³ 2011 vs 2010
						AAFs ¹	Total Findings ³	AAFs ¹	Total Findings ³	AAFs ¹	Total Findings ³	AAFs ¹	Total Findings ³	
Olympic Sports	1,707	2,145	2,958	2,915	3,375	1,974	3,715	1,674	3,698	1,617	3,208	1,762	3,205	-0.1%
Non-Olympic Sports	740	764	951	972	1,027	982	1,346	1,417	1,912	1,173	1,610	1,123	1,651	2.5%
TOTAL	2,447	2,909	3,909	3,887	4,402	2,956	5,061	3,091	5,610	2,790	4,816	2,885	4,856	0.8%

Differentiation between Olympic and Non-Olympic Sports	2003 % Total Findings ³	2004 % Total Findings ³	2005 % Total Findings ³	2006 % Total Findings ³	2007 % Total Findings ³	2008		2009		2010		2011		% Total Findings ³ 2011 vs 2010
						% AAFs ¹	% Total Findings ³	% AAFs ¹	% Total Findings ³	% AAFs ¹	% Total Findings ³	% AAFs ¹	% Total Findings ³	
Olympic Sports	1.50	1.67	2.12	1.86	1.93	0.98	1.84	0.90	1.98	0.90	1.78	1.05	1.91	0.13
Non-Olympic Sports	1.97	1.88	2.19	2.35	2.08	1.35	1.86	1.56	2.10	1.51	2.07	1.49	2.19	0.12
Overall	1.62	1.72	2.13	1.96	1.97	1.08	1.84	1.11	2.02	1.08	1.87	1.19	2.00	0.13

¹ The **Adverse Analytical Findings (AAF)** in this report are not to be confused with adjudicated or sanctioned **Anti-Doping Rule Violations (ADRV)**. These figures may not be identical to sanctioned cases, as the figures given in this report may contain findings that underwent the Therapeutic Use Exemption (TUE) approval process.

² The **Adverse Analytical Findings (AAF)** in years 2003 to 2007 included findings that are defined in 2008 to 2011 as *Atypical Findings*.

³ Includes *Adverse Analytical Findings* and *Atypical Findings*

**2011 Adverse Analytical Findings and Atypical Findings
Reported by Accredited Laboratories (Total and in ADAMS)**

Total Results per Laboratory (All Sports)

Table B

Laboratory	N <i>Samples</i>	N <i>AAFs¹</i>	N <i>AAFs⁴ reported in ADAMS</i>	% <i>AAFs¹</i>	N <i>ATFs²</i>	N <i>ATFs⁴ reported in ADAMS</i>	% Total Findings ³
1 Sydney, Australia	6,687	49	49	0.73%	5	5	0.81%
2 Seibersdorf, Austria	6,739	68	68	1.01%	147	147	3.19%
3 Ghent, Belgium	5,910	130	130	2.20%	135	135	4.48%
4 Rio de Janeiro, Brazil	5,188	29	29	0.56%	-	-	0.56%
5 Montreal, Canada	15,372	256	148	1.67%	32	29	1.87%
6 Beijing, China	13,275	46	46	0.35%	1	1	0.35%
7 Bogota, Colombia	3,248	48	48	1.48%	15	15	1.94%
8 Havana, Cuba	3,160	29	29	0.92%	21	21	1.58%
9 Helsinki, Finland	3,606	35	35	0.97%	42	42	2.14%
10 Paris, France	6,766	189	189	2.79%	205	205	5.82%
11 Cologne, Germany	14,316	163	163	1.14%	29	29	1.34%
12 Dresden, Germany	8,953	49	49	0.55%	1	1	0.56%
13 London, UK	7,646	45	45	0.59%	-	-	0.59%
14 Athens, Greece	3,384	70	70	2.07%	27	27	2.87%
15 Rome, Italy	9,590	161	161	1.68%	125	125	2.98%
16 Tokyo, Japan	5,062	21	21	0.41%	6	6	0.53%
17 Seoul, Korea	5,210	32	32	0.61%	15	15	0.90%
18 Oslo, Norway	3,787	52	52	1.37%	51	51	2.72%
19 Warsaw, Poland	3,245	47	47	1.45%	53	53	3.08%
20 Lisbon, Portugal	3,189	50	50	1.57%	75	75	3.92%
21 Bloemfontein, South Africa	4,447	67	67	1.51%	35	35	2.29%
22 Moscow, Russia	15,370	125	125	0.81%	160	160	1.85%
23 Barcelona, Spain	3,686	63	63	1.71%	11	11	2.01%
24 Madrid, Spain	7,197	130	130	1.81%	278	278	5.67%
25 Stockholm, Sweden	4,383	79	79	1.80%	85	85	3.74%
26 Lausanne, Switzerland	4,537	74	74	1.63%	40	40	2.51%
27 Bangkok, Thailand	3,456	124	124	3.59%	-	-	3.59%
28 Tunis, Tunisia*	791	3	3	0.38%	4	4	0.88%
29 Los Angeles, USA	40,994	319	80	0.78%	196	42	1.26%
30 Salt Lake City, USA	13,794	86	20	0.62%	159	51	1.78%
31 New Delhi, India	4,387	225	225	5.13%	6	6	5.27%
32 Bucharest, Romania	3,013	13	13	0.43%	11	11	0.80%
33 Almaty, Kazakhstan**	2,805	8	8	0.29%	1	1	0.32%
TOTAL	243,193	2,885	2,472	1.19%	1,971	1,706	2.00%

* Laboratory was under suspension for a portion of 2011

** Laboratory became accredited on January 20, 2011

1 The *Adverse Analytical Findings* (AAF) in this report are not to be confused with adjudicated or sanctioned Anti-Doping Rule Violations (ADRV). These figures may not be identical to sanctioned cases, as the figures given in this report may contain findings that underwent the Therapeutic Use Exemption (TUE) approval process.

2 The *Atypical Findings* (ATF) in this report are not to be confused with adjudicated or sanctioned Anti-Doping Rule Violations (ADRV). *Atypical Findings* may correspond to multiple measurements performed on the same *Athlete*, such as in cases of longitudinal studies on testosterone.

3 Includes *Adverse Analytical Findings* and *Atypical Findings*

4 *AAFs* and *ATFs* as compiled from ADAMS

**2011 Adverse Analytical Findings and Atypical Findings
Reported by Accredited Laboratories**

Table B1 Olympic Sports Results per Laboratory

Laboratory		N <i>Samples</i>	N <i>Adverse Analytical Findings¹</i>	% <i>Adverse Analytical Findings¹</i>	N <i>Atypical Findings²</i>	% Total Findings ³
1	Sydney, Australia	3,098	18	0.58%	2	0.65%
2	Seibersdorf, Austria	6,098	53	0.87%	136	3.10%
3	Ghent, Belgium	4,737	46	0.97%	111	3.31%
4	Rio de Janeiro, Brazil	5,102	22	0.43%	-	0.43%
5	Montreal, Canada	9,857	174	1.77%	24	2.01%
6	Beijing, China	12,840	39	0.30%	1	0.31%
7	Bogota, Colombia	3,005	33	1.10%	12	1.50%
8	Havana, Cuba	2,631	19	0.72%	21	1.52%
9	Helsinki, Finland	2,608	11	0.42%	33	1.69%
10	Paris, France	5,474	132	2.41%	166	5.44%
11	Cologne, Germany	12,543	122	0.97%	28	1.20%
12	Dresden, Germany	8,022	34	0.42%	1	0.44%
13	London, UK	5,209	31	0.60%	-	0.60%
14	Athens, Greece	2,921	52	1.78%	25	2.64%
15	Rome, Italy	8,759	138	1.58%	109	2.82%
16	Tokyo, Japan	4,247	14	0.33%	5	0.45%
17	Seoul, Korea	3,521	15	0.43%	9	0.68%
18	Oslo, Norway	3,087	28	0.91%	43	2.30%
19	Warsaw, Poland	2,938	34	1.16%	50	2.86%
20	Lisbon, Portugal	2,759	41	1.49%	65	3.84%
21	Bloemfontein, South Africa	3,046	39	1.28%	21	1.97%
22	Moscow, Russia	13,926	81	0.58%	140	1.59%
23	Barcelona, Spain	3,285	37	1.13%	11	1.46%
24	Madrid, Spain	5,873	91	1.55%	233	5.52%
25	Stockholm, Sweden	3,319	55	1.66%	67	3.68%
26	Lausanne, Switzerland	4,043	52	1.29%	37	2.20%
27	Bangkok, Thailand	2,678	106	3.96%	-	3.96%
28	Tunis, Tunisia	756	2	0.26%	3	0.66%
29	Los Angeles, USA	9,782	106	1.08%	39	1.48%
30	Salt Lake City, USA	3,455	25	0.72%	45	2.03%
31	New Delhi, India	3,351	99	2.95%	4	3.07%
32	Bucharest, Romania	2,288	7	0.31%	1	0.35%
33	Almaty, Kazakhstan	2,562	6	0.23%	1	0.27%
TOTAL		167,820	1,762	1.05%	1,443	1.91%

¹ The *Adverse Analytical Findings (AAF)* in this report are not to be confused with adjudicated or sanctioned *Anti-Doping Rule Violations (ADRV)*. These figures may not be identical to sanctioned cases, as the figures given in this report may contain findings that underwent the Therapeutic Use Exemption (TUE) approval process.

² The *Atypical Findings (ATF)* in this report are not to be confused with adjudicated or sanctioned *Anti-Doping Rule Violations (ADRV)*. *Atypical Findings* may correspond to multiple measurements performed on the same *Athlete*, such as in cases of longitudinal studies on testosterone.

³ Includes *Adverse Analytical Findings* and *Atypical Findings*

**2011 Adverse Analytical Findings and Atypical Findings
Reported by Accredited Laboratories**

Table B2 Non-Olympic Sports Results per Laboratory

	Laboratory	N Samples	N Adverse Analytical Findings ¹	% Adverse Analytical Findings ¹	N Atypical Findings ²	% Total Findings ³
1	Sydney, Australia	3,589	31	0.86%	3	0.95%
2	Seibersdorf, Austria	641	15	2.34%	11	4.06%
3	Ghent, Belgium	1,173	84	7.16%	24	9.21%
4	Rio de Janeiro, Brazil	86	7	8.14%	-	8.14%
5	Montreal, Canada	5,515	82	1.49%	8	1.63%
6	Beijing, China	435	7	1.61%	-	1.61%
7	Bogota, Colombia	243	15	6.17%	3	7.41%
8	Havana, Cuba	529	10	1.89%	-	1.89%
9	Helsinki, Finland	998	24	2.40%	9	3.31%
10	Paris, France	1,292	57	4.41%	39	7.43%
11	Cologne, Germany	1,773	41	2.31%	1	2.37%
12	Dresden, Germany	931	15	1.61%	-	1.61%
13	London, UK	2,437	14	0.57%	-	0.57%
14	Athens, Greece	463	18	3.89%	2	4.32%
15	Rome, Italy	831	23	2.77%	16	4.69%
16	Tokyo, Japan	815	7	0.86%	1	0.98%
17	Seoul, Korea	1,689	17	1.01%	6	1.36%
18	Oslo, Norway	700	24	3.43%	8	4.57%
19	Warsaw, Poland	307	13	4.23%	3	5.21%
20	Lisbon, Portugal	430	9	2.09%	10	4.42%
21	Bloemfontein, South Africa	1,401	28	2.00%	14	3.00%
22	Moscow, Russia	1,444	44	3.05%	20	4.43%
23	Barcelona, Spain	401	26	6.48%	-	6.48%
24	Madrid, Spain	1,324	39	2.95%	45	6.34%
25	Stockholm, Sweden	1,064	24	2.26%	18	3.95%
26	Lausanne, Switzerland	494	22	4.45%	3	5.06%
27	Bangkok, Thailand	778	18	2.31%	-	2.31%
28	Tunis, Tunisia	35	1	2.86%	1	5.71%
29	Los Angeles, USA	31,212	213	0.68%	157	1.19%
30	Salt Lake City, USA	10,339	61	0.59%	114	1.69%
31	New Delhi, India	1,036	126	12.16%	2	12.36%
32	Bucharest, Romania	725	6	0.83%	10	2.21%
33	Almaty, Kazakhstan	243	2	0.82%	-	0.82%
	TOTAL	75,373	1,123	1.49%	528	2.19%

¹ The *Adverse Analytical Findings* (AAF) in this report are not to be confused with adjudicated or sanctioned Anti-Doping Rule Violations (ADRV). These figures may not be identical to sanctioned cases, as the figures given in this report may contain findings that underwent the Therapeutic Use Exemption (TUE) approval process.

² The *Atypical Findings* (ATF) in this report are not to be confused with adjudicated or sanctioned Anti-Doping Rule Violations (ADRV). *Atypical Findings* may correspond to multiple measurements performed on the same *Athlete*, such as in cases of longitudinal studies on testosterone.

³ Includes *Adverse Analytical Findings* and *Atypical Findings*

2011 Adverse Analytical Findings and Atypical Findings Reported by Accredited Laboratories

Table C

Sample Analysis in Olympic Sports

Sport	Total Samples per Sport	A Sample Adverse Analytical Findings ¹	A Sample Atypical Findings ²	A Sample Total Findings ³	% Adverse Analytical Findings ¹
Aquatics	11,953	100	45	145	0.84%
Archery	1,006	9	10	19	0.89%
Athletics	23,799	234	191	425	0.98%
Badminton	1,177	0	4	4	0.00%
Basketball	7,963	140	45	185	1.76%
Biathlon	2,160	5	16	21	0.23%
Bobsleigh	836	0	10	10	0.00%
Boxing	3,711	88	32	120	2.37%
Canoe / Kayak	3,554	24	21	45	0.68%
Curling	294	10	1	11	3.40%
Cycling	19,139	321	364	685	1.68%
Equestrian	747	11	7	18	1.47%
Fencing	1,792	5	19	24	0.28%
Football	28,578	172	218	390	0.60%
Gymnastics	2,368	10	14	24	0.42%
Handball	3,149	30	31	61	0.95%
Hockey	1,679	25	7	32	1.49%
Ice Hockey	5,052	57	52	109	1.13%
Judo	4,143	35	86	121	0.84%
Luge	284	0	1	1	0.00%
Modern Pentathlon	556	1	4	5	0.18%
Rowing	4,269	16	17	33	0.37%
Sailing	804	6	2	8	0.75%
Shooting	2,872	8	10	18	0.28%
Skating	3,818	12	14	26	0.31%
Skiing	5,334	33	36	69	0.62%
Table Tennis	1,075	7	4	11	0.65%
Taekwondo	1,816	23	7	30	1.27%
Tennis	3,161	17	17	34	0.54%
Triathlon	3,544	38	46	84	1.07%
Volleyball	5,008	31	41	72	0.62%
Weightlifting	7,693	243	50	293	3.16%
Wrestling	4,486	51	21	72	1.14%
Total	167,820	1,762	1,443	3,205	1.05%

¹ The *Adverse Analytical Findings* (AAF) in this report are not to be confused with adjudicated or sanctioned Anti-Doping Rule Violations (ADRV). These figures may not be identical to sanctioned cases, as the figures given in this report may contain findings that underwent the Therapeutic Use Exemption (TUE) approval process.

² The *Atypical Findings* (ATF) in this report are not to be confused with adjudicated or sanctioned Anti-Doping Rule Violations (ADRV). *Atypical Findings* may correspond to multiple measurements performed on the same *Athlete*, such as in cases of longitudinal studies on testosterone.

³ Includes *Adverse Analytical Findings* and *Atypical Findings*

2011 Adverse Analytical Findings and Atypical Findings Reported by Accredited Laboratories

Table D1

Sample Analysis in IOC Recognized Sports

Sport	Total per Sport	Adverse Analytical Findings ¹	Atypical Findings ²	A Sample Total Findings ³	% Adverse Analytical Findings ¹
Air Sports	109	1	1	2	0.92%
Bandy	243	2	1	3	0.82%
Baseball	20,140	141	136	277	0.70%
Baseball/Softball ⁴	249	9	5	14	3.61%
Basque Pelota	149	1	7	8	0.67%
Billiard Sports	250	6	2	8	2.40%
Boules Sport	131	2	-	2	1.53%
Bowling	319	2	2	4	0.63%
Bridge	23	-	-	-	0.00%
Chess	112	1	-	1	0.89%
Cricket	929	4	2	6	0.43%
Dance Sport	326	4	2	6	1.23%
Floorball	484	7	8	15	1.45%
Golf	1,488	31	10	41	2.08%
Karate	1,066	9	9	18	0.84%
Korfball	95	-	3	3	0.00%
Life Saving	320	1	3	4	0.31%
Motorcycling	552	13	6	19	2.36%
Mountaineering and Climbing	325	2	8	10	0.62%
Netball	235	3	-	3	1.28%
Orienteering	367	5	3	8	1.36%
Polo	80	1	-	1	1.25%
Powerboating	81	5	-	5	6.17%
Racquetball	34	-	-	-	0.00%
Roller Sports	791	8	15	23	1.01%
Rugby ⁵	5,553	69	62	131	1.24%
Softball	951	6	-	6	0.63%
Sport Climbing	114	1	2	3	0.88%
Squash	364	6	-	6	1.65%
Sumo	112	3	1	4	2.68%
Surfing	130	3	1	4	2.31%
Tug of War	110	1	1	2	0.91%
Underwater Activities	365	5	2	7	1.37%
Waterskiing	198	4	-	4	2.02%
Wushu	177	6	1	7	3.39%
TOTAL	36,972	362	293	655	0.98%

Table D2

Sample Analysis in Paralympic Sports

Sport	Total per Sport	Adverse Analytical Findings ¹	Atypical Findings ²	A Sample Total Findings*	% Adverse Analytical Findings ¹
Paralympic Sports ⁶	1,198	26	6	32	2.17%

¹ The Adverse Analytical Findings (AAF) in this report are not to be confused with adjudicated or sanctioned Anti-Doping Rule Violations (ADRV). These figures may not be identical to sanctioned cases, as the figures given in this report may contain findings that underwent the Therapeutic Use Exemption (TUE) approval process.

² The Atypical Findings (ATF) in this report are not to be confused with adjudicated or sanctioned Anti-Doping Rule Violations (ADRV). Atypical Findings may correspond to multiple measurements performed on the same Athlete, such as in cases of longitudinal studies on testosterone.

³ Includes Adverse Analytical Findings and Atypical Findings

⁴ "Baseball/Softball" was designated on the Doping Control Form and it is therefore impossible to assign the sample by single sport or federation.

⁵ Includes Samples noted as "Rugby" and "Rugby Union".

⁶ Includes Samples noted as "IPC" and "Paralympic".

2011 Adverse Analytical Findings and Atypical Findings Reported by Accredited Laboratories

Table D3

Sample Analysis in Other Sports (members of SportAccord)

Sport	Total per Sport	Adverse Analytical Findings ¹	Atypical Findings ²	A Sample Total Findings ³	% Adverse Analytical Findings ¹
Aikido	7	1	-	1	14.29%
American Football	22,655	159	136	295	0.70%
Bodybuilding	1,958	213	26	239	10.88%
Casting	35	1	3	4	2.86%
Darts	73	2	-	2	2.74%
Dragon Boat	50	-	-	-	0.00%
Draughts	8	1	-	1	12.50%
Fistball	13	-	-	-	0.00%
Flying Disc	24	-	-	-	0.00%
Go	-	-	-	-	0.00%
Icestocksport	48	-	-	-	0.00%
Ju-Jitsu	92	-	1	1	0.00%
Kendo	22	-	-	-	0.00%
Kickboxing	350	11	10	21	3.14%
Lacrosse	275	5	-	5	1.82%
Minigolf	76	2	-	2	2.63%
Muaythai	140	14	3	17	10.00%
Powerlifting	2,626	132	26	158	5.03%
Sambo	157	2	1	3	1.27%
Savate	4	-	-	-	0.00%
Sepaktakraw	131	2	-	2	1.53%
Ski Mountaineering	61	2	1	3	3.28%
Sleddog	17	-	-	-	0.00%
Soft Tennis	77	-	1	1	0.00%
Fishing Sports	-	-	-	-	0.00%
TOTAL	28,899	547	208	755	1.89%

¹ The *Adverse Analytical Findings (AAF)* in this report are not to be confused with adjudicated or sanctioned Anti-Doping Rule Violations (ADRV). These figures may not be identical to sanctioned cases, as the figures given in this report may contain findings that underwent the Therapeutic Use Exemption (TUE) approval process.

² The *Atypical Findings (ATF)* in this report are not to be confused with adjudicated or sanctioned Anti-Doping Rule Violations (ADRV). *Atypical Findings* may correspond to multiple measurements performed on the same *Athlete*, such as in cases of longitudinal studies on testosterone.

³ Includes *Adverse Analytical Findings* and *Atypical Findings*

**2011 Adverse Analytical Findings and Atypical Findings
Reported by Accredited Laboratories**

Table E Number of Prohibited Substances Identified in Each Drug Class
(All Sports)

Substance Group	Number*	% of all reported findings*
S1. Anabolic Agents	3,325	59.4%
S6. Stimulants	718	12.8%
S8. Cannabinoids	445	7.9%
S5. Diuretics and Other Masking Agents	368	6.6%
S9. Glucocorticosteroids	274	4.9%
S3. Beta-2 Agonists	225	4.0%
S2. Peptide Hormones, Growth Factors and Related Substances	125	2.2%
S4. Hormone Antagonists and Modulators	70	1.3%
P2. Beta-Blockers	21	0.4%
S7. Narcotics	20	0.4%
P1. Alcohol	5	0.1%
M2. Chemical and Physical Manipulation	3	0.1%
M1. Enhancement of Oxygen Transfer	1	0.02%
TOTAL	5,600	

* The *Adverse Analytical Findings (AAF)* and *Atypical Findings (ATF)* in this report are not to be confused with adjudicated or sanctioned *Anti-Doping Rule Violations (ADRV)*, as the figures given in this report may contain findings that underwent the Therapeutic Use Exemption (TUE) approval process or multiple findings on the same *Athlete*. In addition, *Atypical Findings* may correspond to multiple measurements performed on the same *Athlete*, such as in the case of longitudinal studies on testosterone.

Table F Substances Identified in Each Drug Class (All Sports)

S1.1. Anabolic Agents - AAF	Occurrences	% within drug class
Stanozolol	275	8.3%
Nandrolone	240	7.2%
Methandienone	145	4.4%
Elevated TE ratio (IRMS exogenous)	103	3.1%
Elevated TE ratio	98	2.9%
Boldenone	84	2.5%
IRMS Exogenous	67	2.0%
Drostanolone	63	1.9%
Metenolone	46	1.4%
Trenbolone	43	1.3%
Dehydrochlormethyltestosterone	30	0.9%
Mesterolone	27	0.8%
Oxandrolone	20	0.6%
Methyltestosterone	18	0.5%
Methasterone	17	0.5%
Boldione	11	0.3%
Clostebol	6	0.2%
1-testosterone	6	0.2%
Oxymetholone	5	0.2%
9(10) dehydronandrolone	4	0.1%
5 β -androst-1-en-17 β -ol-3-one	4	0.1%
DHEA	3	0.1%
Elevated Epitestosterone (IRMS exogenous)	3	0.1%
1-androstenedione	2	0.1%
19-norandrostenedione	1	0.0%
Oxymesterone	1	0.0%
18-methylnortestosterone	1	0.0%
3 α -hydroxy-5 α -androstan-17-one (IRMS Exogenous)	1	0.0%
4-hydroxytestosterone	1	0.0%
Formestane	1	0.0%
Elevated Etiocholanolone	1	0.0%
Fluoxymesterone	1	0.0%
Danazol	1	0.0%
subtotal*	1,329	

S1.1. Anabolic Agents - ATF	Occurrences	% within drug class
Elevated Testosterone (TE ratio)	1,800	54.1%
Prasterone (DHEA) elevated	32	1.0%
Boldenone	16	0.5%
Androsterone elevated	10	0.3%
Nandrolone metabolite(s)	3	0.1%
Boldione	1	0.0%
Etiocholanolone elevated	1	0.0%
subtotal*	1,863	

S.1.2 Other Anabolic Agents	Occurrences	% within drug class
Clenbuterol	129	3.9%
Tibolone	2	0.1%
Flutamine (SARMs)	1	0.0%
Canrenone	1	0.0%
subtotal*	133	

S.1. All Anabolic Agents	Occurrences
TOTAL *	3,325

¹ Reporting of an Endogenous AAS may be due to detection of a concentration outside normal reference ranges and/or establishment of an exogenous

* The *Adverse Analytical Findings (AAF)* and *Atypical Findings (ATF)* in this report are not to be confused with adjudicated or sanctioned *Anti-Doping Rule Violations (ADRV)*, as the figures given in this report may contain findings that underwent the Therapeutic Use Exemption (TUE) approval process or multiple findings on the same Athlete. In addition, *Atypical Findings* may correspond to multiple measurements performed on the same Athlete, such as in the case of longitudinal studies on testosterone.

**2011 Adverse Analytical Findings and Atypical Findings
Reported by Accredited Laboratories**

Table F

(cont'd)

Substances Identified in Each Drug Class (All Sports)

S2. Peptide Hormones, Growth Factors and Related Substances	Occurrences	% within drug class
Gonadotrophins (hCG)	47	37.6%
Erythropoetin (EPO)	43	34.4%
Gonadotrophins (LH)	23	18.4%
Growth Hormone (hGH)	6	4.8%
Erythropoetin (Darbepoetin)	5	4.0%
Erythropoetin (Active) - ATF	1	0.8%
TOTAL *	125	

S3. Beta-2 Agonists	Occurrences	% within drug class
Terbutaline	130	57.8%
Formoterol	84	37.3%
Salbutamol	6	2.7%
Fenoterol	2	0.9%
Salmeterol	1	0.4%
Bambuterol	1	0.4%
Reproterol	1	0.4%
TOTAL *	225	

S4. Hormone Antagonists and Modulators	Occurrences	% within drug class
Tamoxifen	34	48.6%
Clomiphene	16	22.9%
Anastrozole	8	11.4%
Letrozole	5	7.1%
Androst-1,4,6-triene-3,17-dione (ATD)	3	4.3%
Formestane	3	4.3%
Raloxifene	1	1.4%
TOTAL *	70	

S5. Diuretics and Other Masking Agents	Occurrences	% within drug class
Furosemide	123	33.4%
Hydrochlorothiazide	123	33.4%
Chlorothiazide	36	9.8%
Canrenone	29	7.9%
Amiloride	12	3.3%
Triamterene	10	2.7%
Acetazolamide	8	2.2%
Bumetanide	6	1.6%
Bendroflumethiazide	4	1.1%
Indapamide	4	1.1%
Probenecid	3	0.8%
Spirolactone	3	0.8%
Chlortalidone	2	0.5%
Torsemide	2	0.5%
Hydroxyethyl starch (HES)	1	0.3%
4-amino-6-chloro-1,3-benzenedisulfonamide	1	0.3%
Althiazide	1	0.3%
TOTAL *	368	

* The Adverse Analytical Findings (AAF) and Atypical Findings (ATF) in this report are not to be confused with adjudicated or sanctioned Anti-Doping Rule Violations (ADRV), as the figures given in this report may contain findings that underwent the Therapeutic Use Exemption (TUE) approval process or multiple findings on the same Athlete. In addition, Atypical Findings may correspond to multiple measurements performed on the same Athlete, such as in the case of longitudinal studies on testosterone.

**2011 Adverse Analytical Findings and Atypical Findings
Reported by Accredited Laboratories**

Table F Substances Identified in Each Drug Class (All Sports)

(cont'd)

S6. Stimulants	Occurrences	% within drug class
Methylhexanamine (dimethylpentylamine)	283	39.4%
Amphetamine	133	18.5%
Methylphenidate	59	8.2%
Cocaine	40	5.6%
Ephedrine	33	4.6%
Phentermine	32	4.5%
Methamphetamine (D-)	29	4.0%
Tuaminoheptane	16	2.2%
Sibutramine	14	1.9%
Oxilofrine	14	1.9%
Mephentermine	10	1.4%
Pseudoephedrine	9	1.3%
Heptaminol	7	1.0%
4-phenylpiracetam (carphedon)	7	1.0%
Cathine	5	0.7%
Modafinil	4	0.6%
Isometheptene	3	0.4%
D-Amphetamine	2	0.3%
Nikethamide	2	0.3%
beta-methylethylamine (2-phenylpropan-1-amine)	2	0.3%
Etamivan	2	0.3%
Methylenedioxymethamphetamine	1	0.1%
Levmetamphetamine	1	0.1%
Bromantan	1	0.1%
Methamphetamine	1	0.1%
Diethylpropion	1	0.1%
Clobenzorex	1	0.1%
Fenetylline	1	0.1%
Phenmetrazine	1	0.1%
Phendimetrazine	1	0.1%
Phenpromethamine	1	0.1%
Prenylamine	1	0.1%
Strychnine	1	0.1%
TOTAL*	718	

S7. Narcotics	Occurrences	% within drug class
Morphine	11	55.0%
Methadone	6	30.0%
Oxycodone	2	10.0%
Hydromorphone	1	5.0%
TOTAL*	20	

* The Adverse Analytical Findings (AAF) and Atypical Findings (ATF) in this report are not to be confused with adjudicated or sanctioned Anti-Doping Rule Violations (ADRV), as the figures given in this report may contain findings that underwent the Therapeutic Use Exemption (TUE) approval process or multiple findings on the same Athlete. In addition, Atypical Findings may correspond to multiple measurements performed on the same Athlete, such as in the case of longitudinal studies on testosterone.

**2011 Adverse Analytical Findings and Atypical Findings
Reported by Accredited Laboratories**

Table F Substances Identified in Each Drug Class (All Sports)

(cont'd)

S8. Cannabinoids	Occurrences	% within drug class
THC (11-nor-9-carboxy-delta9-tetrahydrocannabinol)	442	99.3%
Cannabinimimetics (Spice(JWH-018))	3	0.7%
TOTAL*	445	

S9. Glucocorticosteroids	Occurrences	% within drug class
Budesonide	113	41.2%
Prednisolone + Prednisone	40	14.6%
Betamethasone	25	9.1%
Dexamethasone	21	7.7%
Prednisolone	19	6.9%
Prednisone	19	6.9%
Methylprednisolone	16	5.8%
Triamcinolone Acetonide	16	5.8%
Triamcinolone	2	0.7%
Fluticasone propionate	2	0.7%
Deflazacort	1	0.4%
TOTAL*	274	

P1. Alcohol	Occurrences	% within drug class
Alcohol	5	100.0%
TOTAL*	5	

P2. Beta-Blockers	Occurrences	% within drug class
Bisoprolol	5	23.8%
Propranolol	4	19.0%
Metoprolol	4	19.0%
Atenolol	4	19.0%
Nadolol	2	9.5%
Carvedilol	1	4.8%
Celiprolol	1	4.8%
TOTAL*	21	

M1. Enhancement of Oxygen Transfer	Occurrences	% within drug class
Efoproxiral (RSR13)	1	100.0%
TOTAL*	1	

M2. Chemical and Physical Manipulation	Occurrences	% within drug class
Manipulation	3	100.0%
TOTAL*	3	

* The Adverse Analytical Findings (AAF) and Atypical Findings (ATF) in this report are not to be confused with adjudicated or sanctioned Anti-Doping Rule Violations (ADRV), as the figures given in this report may contain findings that underwent the Therapeutic Use Exemption (TUE) approval process or multiple findings on the same Athlete. In addition, Atypical Findings may correspond to multiple measurements performed on the same Athlete, such as in the case of longitudinal studies on testosterone.

2011 Adverse Analytical Findings and Atypical Findings Reported by Accredited Laboratories

Table G **Total Laboratory Adverse Analytical Findings* and Atypical Findings* per Drug Class (All Sports)**

Laboratory	S1. Anabolic Agents	S2. Peptide Hormones, Growth Factors and Related Substances	S3. Beta-2 Agonists	S4. Hormone Antagonists and Modulators	S5. Diuretics and Other Masking Agents	S6. Stimulants	S7. Narcotics	S8. Cannabinoids	S9. Glucocorticosteroids	P1. Alcohol	P2. Beta-Blockers	M1. Enhancement of Oxygen Transfer	M2. Chemical and Physical Manipulation	Total Findings per Lab	% of total Findings
Sydney, Australia	13	7	-	1	8	17	4	11	5	-	1	-	-	67	1.2%
Seibersdorf, Austria	118	2	3	-	7	19	-	12	6	-	1	-	-	168	3.0%
Ghent, Belgium	236	2	13	7	9	45	-	25	7	-	-	-	-	344	6.1%
Rio de Janeiro, Brazil	13	-	-	-	2	11	-	2	6	-	-	-	-	34	0.6%
Montreal, Canada	126	12	8	10	32	72	1	68	9	-	-	-	2	340	6.1%
Beijing, China	19	2	7	-	6	14	-	1	6	-	-	-	-	55	1.0%
Bogota, Colombia	45	2	-	-	5	22	-	10	1	-	-	-	-	85	1.5%
Havana, Cuba	48	-	-	-	7	-	-	5	-	-	-	-	-	60	1.1%
Helsinki, Finland	61	1	5	2	15	5	-	6	5	-	1	-	-	101	1.8%
Paris, France	219	35	17	2	22	41	8	57	44	-	1	-	-	446	8.0%
Cologne, Germany	132	7	4	3	13	38	1	8	11	-	-	-	1	218	3.9%
Dresden, Germany	31	1	-	1	9	7	-	5	-	-	3	-	-	57	1.0%
London, UK	26	1	2	2	5	15	1	5	4	-	1	-	-	62	1.1%
Athens, Greece	86	2	1	2	8	23	-	10	-	-	-	-	-	132	2.4%
Rome, Italy	145	6	53	4	32	25	-	27	30	-	1	-	-	323	5.8%
Tokyo, Japan	13	1	1	2	1	4	-	1	5	-	-	-	-	28	0.5%
Seoul, Korea	29	1	-	-	11	8	-	-	-	-	4	-	-	53	0.9%
Oslo, Norway	84	1	4	-	5	6	-	11	9	5	-	-	-	125	2.2%
Warsaw, Poland	63	1	6	-	2	18	-	11	10	-	-	-	-	111	2.0%
Lisbon, Portugal	78	3	1	-	7	9	-	24	5	-	-	-	-	127	2.3%
Bloemfontein, S Africa	53	4	-	-	17	23	-	10	10	-	-	-	-	117	2.1%
Moscow, Russia	258	1	-	3	30	21	-	14	1	-	-	-	-	328	5.9%
Barcelona, Spain	63	4	10	4	12	8	1	4	8	-	1	-	-	115	2.1%
Madrid, Spain	296	3	38	1	23	24	3	19	28	-	2	-	-	437	7.8%
Stockholm, Sweden	98	-	37	4	2	7	-	3	23	-	-	-	-	174	3.1%
Lausanne, Switzerland	85	6	4	6	2	18	-	10	15	-	1	-	-	147	2.6%
Bangkok, Thailand	86	-	1	-	17	21	1	-	2	-	1	-	-	129	2.3%
Tunis, Tunisia	4	-	-	-	1	-	-	2	-	-	-	-	-	7	0.1%
Los Angeles, USA	344	9	8	8	20	90	-	72	7	-	3	1	-	562	10.0%
Salt Lake City, USA	199	7	-	1	15	34	-	6	2	-	-	-	-	264	4.7%
New Delhi, India	233	2	1	7	21	70	-	3	12	-	-	-	-	349	6.2%
Bucharest, Romania	17	2	-	-	-	3	-	3	1	-	-	-	-	26	0.5%
Almaty, Kazakhstan	4	-	1	-	2	-	-	-	2	-	-	-	-	9	0.2%
TOTAL PER DRUG CLASS	3,325	125	225	70	368	718	20	445	274	5	21	1	3	5,600	
% of Drug Class	59.4%	2.2%	4.0%	1.3%	6.6%	12.8%	0.4%	7.9%	4.9%	0.1%	0.4%	0.0%	0.1%		

* The Adverse Analytical Findings (AAF) and Atypical Findings (ATF) in this report are not to be confused with adjudicated or sanctioned Anti-Doping Rule Violations (ADRV), as the figures given in this report may contain findings that underwent the Therapeutic Use Exemption (TUE) approval process or multiple findings on the same Athlete. In addition, Atypical Findings may correspond to multiple measurements performed on the same Athlete, such as in the case of longitudinal studies on testosterone.

2011 Blood Samples Analyzed and Reported by Accredited Laboratories
Table H Blood Analyses per Laboratory

	Laboratory	Athlete Biological Passport Samples	hGH ¹ (Growth Hormone)			HBT ² (Homologous Blood Transfusion)			CERA ³ (Continuous Erythropoietin Receptor Activator)			HBOCs ⁴ (haemoglobin-based oxygen carriers)		
			Total Samples	AAF	% adverse	Total Samples	AAF	% adverse	Total Samples	AAF	% adverse	Total Samples	AAF	% adverse
1	Sydney, Australia	121	402	-	0.0%	-	-	-	180	-	0.0%	500	-	0.0%
2	Seibersdorf, Austria	214	217	-	0.0%	-	-	-	130	-	0.0%	12	-	0.0%
3	Ghent, Belgium	378	15	-	0.0%	12	-	0.0%	14	-	-	-	-	-
4	Rio de Janeiro, Brazil	n/ap	-	-	-	-	-	-	-	-	-	-	-	-
5	Montreal, Canada	223	376	-	0.0%	52	-	0.0%	146	-	0.0%	3	-	0.0%
6	Beijing, China	-	626	-	0.0%	36	-	0.0%	49	-	0.0%	18	-	0.0%
7	Bogota, Colombia	n/ap	-	-	-	-	-	-	-	-	-	-	-	-
8	Havana, Cuba	n/ap	-	-	-	-	-	-	-	-	-	-	-	-
9	Helsinki, Finland	4	123	1	0.8%	-	-	-	-	-	-	-	-	-
10	Paris, France	431	758	-	0.0%	26	-	0.0%	307	-	0.0%	15	-	0.0%
11	Cologne, Germany	1,514	259	1	0.4%	99	-	0.0%	80	-	0.0%	74	-	0.0%
12	Dresden, Germany	2,106	262	-	0.0%	-	-	-	156	-	0.0%	17	-	0.0%
13	London, UK	165	311	-	0.0%	-	-	-	-	-	-	-	-	-
14	Athens, Greece	n/ap	-	-	-	-	-	-	-	-	-	-	-	-
15	Rome, Italy	85	434	-	0.0%	394	-	0.0%	104	-	0.0%	145	-	0.0%
16	Tokyo, Japan	12	4	-	0.0%	-	-	-	-	-	-	-	-	-
17	Seoul, Korea	123	72	-	0.0%	-	-	-	-	-	-	-	-	-
18	Oslo, Norway	230	16	-	0.0%	20	-	0.0%	28	-	0.0%	9	-	0.0%
19	Warsaw, Poland	n/ap	41	-	0.0%	-	-	-	-	-	-	-	-	-
20	Lisbon, Portugal	345	156	-	0.0%	-	-	-	141	-	0.0%	-	-	-
21	Bloemfontein, South Africa	38	27	-	0.0%	-	-	-	-	-	-	-	-	-
22	Moscow, Russia	194	96	-	0.0%	-	-	-	-	-	-	-	-	-
23	Barcelona, Spain	349	91	1	1.1%	62	-	0.0%	18	-	0.0%	68	-	0.0%
24	Madrid, Spain	576	18	-	0.0%	-	-	-	50	-	0.0%	-	-	-
25	Stockholm, Sweden	n/ap	16	-	0.0%	-	-	-	-	-	-	-	-	-
26	Lausanne, Switzerland	3,327	344	2	0.6%	92	-	0.0%	156	-	0.0%	91	-	0.0%
27	Bangkok, Thailand	n/ap	-	-	-	-	-	-	-	-	-	-	-	-
28	Tunis, Tunisia	n/ap	-	-	-	-	-	-	-	-	-	-	-	-
29	Los Angeles, USA	n/ap	137	1	0.7%	-	-	-	-	-	-	-	-	-
30	Salt Lake City, USA	325	756	-	0.0%	-	-	-	-	-	-	-	-	-
31	New Delhi, India	35	15	-	0.0%	6	-	0.0%	6	-	0.0%	48	-	0.0%
32	Bucharest, Romania	n/ap	53	-	0.0%	-	-	-	-	-	-	-	-	-
33	Almaty, Kazakhstan	n/ap	-	-	-	-	-	-	-	-	-	-	-	-
TOTALS		10,795	5625	6	0.1%	799	0	0.0%	1565	0	0.0%	1000	0	0.0%

¹ Prohibited List, S2.Peptide Hormones, Growth Factors and Related Substances, section 5.

² Prohibited List, M1. Enhancement of Oxygen Transfer, section 1. Blood Doping

³ Prohibited List, S2.Peptide Hormones, Growth Factors and Related Substances, section 1. methoxy polyethylene glycol-epoetin beta (CERA)

⁴ Prohibited List, M1. Enhancement of Oxygen Transfer, section 2. modified haemoglobin products

2011 Blood Samples Analyzed and Reported by Accredited Laboratories
Table IA Total Blood Samples Analyzed per Sport

Olympic Sports	Athlete Biological Passport Samples	Growth Hormone (GH) ¹			HBT ² (Homologous Blood Transfusion)			Erythropoiesis-Stimulating Agents ³					HBOCs ⁴ (haemoglobin-based oxygen)		
		Total Samples	AAF	% adverse	Total Samples	AAF	% adverse	Total Samples	EPO AAF	dEPO AAF	CERA AAF	% adverse	Total Samples	AAF	% adverse
Aquatics	161	345	-	-	61	-	-	137	-	-	-	-	72	-	-
Archery	-	-	-	-	-	-	-	-	-	-	-	-	-	-	-
Athletics	3,218	703	-	-	53	-	-	242	-	1	-	0.4%	82	-	-
Badminton	-	-	-	-	-	-	-	-	-	-	-	-	-	-	-
Basketball	-	55	-	-	-	-	-	7	-	-	-	-	-	-	-
Biathlon	74	73	-	-	12	-	-	33	-	-	-	-	22	-	-
Bobsleigh	9	76	-	-	-	-	-	13	-	-	-	-	1	-	-
Boxing	4	106	-	-	-	-	-	9	-	-	-	-	13	-	-
Canoe/Kayak	54	140	-	-	7	-	-	52	-	-	-	-	19	-	-
Curling	-	-	-	-	-	-	-	-	-	-	-	-	-	-	-
Cycling	5,253	669	1	0.1%	166	-	-	509	2	-	-	0.4%	138	-	-
Equestrian	-	-	-	-	-	-	-	-	-	-	-	-	-	-	-
Fencing	-	-	-	-	-	-	-	-	-	-	-	-	-	-	-
Football	13	351	-	-	352	-	-	52	-	-	-	-	130	-	-
Gymnastics	-	22	-	-	-	-	-	5	-	-	-	-	-	-	-
Handball	-	30	-	-	2	-	-	3	-	-	-	-	-	-	-
Field Hockey	12	4	-	-	-	-	-	-	-	-	-	-	12	-	-
Ice Hockey	-	83	-	-	-	-	-	4	-	-	-	-	-	-	-
Judo	-	50	-	-	-	-	-	-	-	-	-	-	-	-	-
Luge	-	-	-	-	-	-	-	-	-	-	-	-	-	-	-
Modern Pentathlon	-	13	-	-	-	-	-	1	-	-	-	-	-	-	-
Rowing	604	115	-	-	9	-	-	46	-	-	-	-	24	-	-
Sailing	-	4	-	-	-	-	-	-	-	-	-	-	-	-	-
Shooting	-	1	-	-	-	-	-	-	-	-	-	-	-	-	-
Skating	142	128	-	-	16	-	-	60	-	-	-	-	11	-	-
Skiing	824	352	2	0.6%	64	-	-	136	-	-	-	-	21	-	-
Table Tennis	-	-	-	-	-	-	-	-	-	-	-	-	-	-	-
Taekwondo	-	14	-	-	-	-	-	-	-	-	-	-	-	-	-
Tennis	-	88	-	-	-	-	-	1	-	-	-	-	5	-	-
Triathlon	400	269	1	0.4%	35	-	-	70	-	-	-	-	56	-	-
Volleyball	-	42	-	-	-	-	-	16	-	-	-	-	-	-	-
Weightlifting	2	347	-	-	6	-	-	22	-	-	-	-	63	-	-
Wrestling	4	94	-	-	-	-	-	1	-	-	-	-	10	-	-
Totals	10,774	4174	4	0.10%	783	0	0.0%	1419	2	1	0	0.21%	679	0	0.0%

¹ Prohibited List, S2. Peptide Hormones, Growth Factors and Related Substances, section 5.

² Prohibited List, M1. Enhancement of Oxygen Transfer, section 1. Blood Doping

³ Prohibited List, S2. Peptide Hormones, Growth Factors and Related Substances, section 1. including erythropoietin (EPO), darbepoetin (dEPO) or methoxy polyethylene glycol-epoetin beta (CERA)

⁴ Prohibited List, M1. Enhancement of Oxygen Transfer, section 2. modified haemoglobin products

2011 Blood Samples Analyzed and Reported by Accredited Laboratories
Total Blood Samples Analyzed per Sport

Table IB

IOC Recognized Sports	Athlete Biological Passport Samples	Growth Hormone (GH) ¹			HBT ² (Homologous Blood Transfusion)			Erythropoiesis-Stimulating Agents ³					HBOCs ⁴ (haemoglobin-based oxygen)			
		Total Samples	AAF	% adverse	Total Samples	AAF	% adverse	Total Samples	EPO AAF	dEPO AAF	CERA AAF	% adverse	Total Samples	AAF	% adverse	
Air Sports	-	-	-	-	-	-	-	-	-	-	-	-	-	-	-	-
Bandy	-	-	-	-	-	-	-	-	-	-	-	-	-	-	-	-
Baseball	-	449	1	0.2%	-	-	-	-	-	-	-	-	-	27	-	-
Basque Pelota	-	-	-	-	-	-	-	-	-	-	-	-	-	-	-	-
Billiard Sports	-	-	-	-	-	-	-	-	-	-	-	-	-	-	-	-
Boules Sport	-	-	-	-	-	-	-	-	-	-	-	-	-	-	-	-
Bowling	-	-	-	-	-	-	-	-	-	-	-	-	-	-	-	-
Bridge	-	-	-	-	-	-	-	-	-	-	-	-	-	-	-	-
Chess	-	-	-	-	-	-	-	-	-	-	-	-	-	-	-	-
Cricket	-	-	-	-	-	-	-	-	-	-	-	-	-	-	-	-
Dance Sport	-	-	-	-	-	-	-	-	-	-	-	-	-	-	-	-
Floorball	-	-	-	-	-	-	-	-	-	-	-	-	-	-	-	-
Golf	-	-	-	-	-	-	-	-	-	-	-	-	-	-	-	-
Karate	-	6	-	-	-	-	-	-	-	-	-	-	-	-	-	-
Korfball	-	-	-	-	-	-	-	-	-	-	-	-	-	-	-	-
Life Saving	-	-	-	-	-	-	-	-	-	-	-	-	-	-	-	-
Motorcycling	-	10	-	-	-	-	-	-	-	-	-	-	-	-	-	-
Mountaineering and Climbing	-	-	-	-	-	-	-	-	-	-	-	-	-	-	-	-
Netball	-	-	-	-	-	-	-	-	-	-	-	-	-	-	-	-
Orienteering	-	-	-	-	-	-	-	1	-	-	-	-	-	-	-	-
Polo	-	-	-	-	-	-	-	-	-	-	-	-	-	-	-	-
Powerboating	-	-	-	-	-	-	-	-	-	-	-	-	-	-	-	-
Racquetball	-	-	-	-	-	-	-	-	-	-	-	-	-	-	-	-
Roller Sports	3	11	-	-	-	-	-	-	-	-	-	-	-	-	-	-
Rugby	15	565	-	-	10	-	-	85	-	-	-	-	-	158	-	-
Softball	-	-	-	-	-	-	-	-	-	-	-	-	-	-	-	-
Sport Climbing	-	-	-	-	-	-	-	-	-	-	-	-	-	-	-	-
Squash	-	-	-	-	-	-	-	-	-	-	-	-	-	-	-	-
Sumo	-	-	-	-	-	-	-	-	-	-	-	-	-	-	-	-
Surfing	-	-	-	-	-	-	-	-	-	-	-	-	-	-	-	-
Tug of War	-	-	-	-	-	-	-	-	-	-	-	-	-	-	-	-
Underwater Activities	-	9	-	-	-	-	-	-	-	-	-	-	-	-	-	-
Waterskiing	-	-	-	-	-	-	-	-	-	-	-	-	-	-	-	-
Wushu	-	-	-	-	-	-	-	-	-	-	-	-	-	-	-	-
Totals	18	1050	1	0.10%	10	0	0.0%	86	0	0	0	0.0%	185	0	0.0%	

¹ Prohibited List, S2. Peptide Hormones, Growth Factors and Related Substances, section 5.

² Prohibited List, M1. Enhancement of Oxygen Transfer, section 1. Blood Doping

³ Prohibited List, S2. Peptide Hormones, Growth Factors and Related Substances, section 1. including erythropoietin (EPO), darbepoetin (dEPO) or methoxy polyethylene glycol-epoetin beta (CERA)

⁴ Prohibited List, M1. Enhancement of Oxygen Transfer, section 2. modified haemoglobin products

2011 Blood Samples Analyzed and Reported by Accredited Laboratories

Table IC

Total Blood Samples Analyzed per Sport

Other Sports (Members of SportAccord)	Athlete Biological Passport Samples	Growth Hormone (GH) ¹			HBT ² (Homologous Blood Transfusion)			Erythropoiesis-Stimulating Agents ³					HBOCs ⁴ (haemoglobin-based oxygen)		
		Total Samples	AAF	% adverse	Total Samples	AAF	% adverse	Total Samples	EPO AAF	dEPO AAF	CERA AAF	% adverse	Total Samples	AAF	% adverse
Aikido	-	-	-	-	-	-	-	-	-	-	-	-	-	-	-
American Football	-	39	-	-	-	-	-	-	-	-	-	-	-	-	-
Bodybuilding	-	18	-	-	-	-	-	-	-	-	-	-	9	-	-
Casting	-	-	-	-	-	-	-	-	-	-	-	-	-	-	-
Darts	-	-	-	-	-	-	-	-	-	-	-	-	-	-	-
Dragon Boat	-	-	-	-	-	-	-	-	-	-	-	-	-	-	-
Draughts	-	-	-	-	-	-	-	-	-	-	-	-	-	-	-
Fistball	-	-	-	-	-	-	-	-	-	-	-	-	-	-	-
Flying Disc	-	-	-	-	-	-	-	-	-	-	-	-	-	-	-
Go	-	-	-	-	-	-	-	-	-	-	-	-	-	-	-
Icestocksport	-	-	-	-	-	-	-	-	-	-	-	-	-	-	-
Ju-Jitsu	-	-	-	-	-	-	-	-	-	-	-	-	-	-	-
Kendo	-	-	-	-	-	-	-	-	-	-	-	-	-	-	-
Kickboxing	-	-	-	-	-	-	-	-	-	-	-	-	-	-	-
Minigolf	-	-	-	-	-	-	-	-	-	-	-	-	-	-	-
Muaythai	-	11	-	-	-	-	-	-	-	-	-	-	-	-	-
Powerlifting	-	37	-	-	-	-	-	-	-	-	-	-	-	-	-
Sambo	-	-	-	-	-	-	-	-	-	-	-	-	-	-	-
Sepaktakraw	-	-	-	-	-	-	-	-	-	-	-	-	-	-	-
Ski Mountaineering	2	-	-	-	-	-	-	-	-	-	-	-	-	-	-
Sleddog	-	-	-	-	-	-	-	-	-	-	-	-	-	-	-
Soft Tennis	-	-	-	-	-	-	-	-	-	-	-	-	-	-	-
Fishing Sports	-	-	-	-	-	-	-	-	-	-	-	-	-	-	-
Totals	2	105	0	0.0%	0	0	-	0	0	0	0	-	9	0	0.0%

¹ Prohibited List, S2. Peptide Hormones, Growth Factors and Related Substances, section 5.

² Prohibited List, M1. Enhancement of Oxygen Transfer, section 1. Blood Doping

³ Prohibited List, S2. Peptide Hormones, Growth Factors and Related Substances, section 1. including erythropoietin (EPO), darbepoetin (dEPO) or methoxy polyethylene glycol-epoetin beta (CERA)

⁴ Prohibited List, M1. Enhancement of Oxygen Transfer, section 2. modified haemoglobin products



WADA 2011 Out-of-Competition Testing Statistics

Sport	IF	Urine Tests	EPO Analysis	Blood Tests	hGH Analysis
Aquatics	FINA	61	47	39	38
Archery	FITA	5	0	0	0
Athletics	IAAF	58	38	12	12
Badminton	BWF	10	0	0	0
Biathlon	IBU	28	28	15	15
Bobsleigh/Tobogganing	FIBT	7	7	5	5
Boxing	AIBA	23	6	2	2
Canoe	ICF	53	41	20	20
Curling	WCF	8	0	0	0
Cycling	UCI	56	56	17	7
Dance Sport	IDSF	3	0	0	0
Equestrian	FEI	2	0	0	0
Fencing	FIE	5	0	0	0
Field Hockey	FIH	6	0	0	0
Gymnastics	FIG	29	5	9	9
Handball	IHF	9	6	0	0
Ice Hockey	IIHF	7	7	4	4
Ice Skating	ISU	36	9	12	8
International Paralympic Committee (IPC)	IPC	5	3	0	0
Judo	IJF	10	0	0	0
Karate	WKF	7	0	0	0
Korfball	IKF	3	0	0	0
Lifesaving	ILS	1	0	0	0
Luge	FIL	10	0	0	0
Netball	IFNA	4	0	0	0
Orienteering	IOF	7	5	0	0
Pentathlon	UIPM	15	4	0	0
Roller Sports	FIRS	6	1	0	0
Rowing	FISA	17	17	4	0
Sailing	ISAF	6	0	0	0
Shooting	ISSF	4	0	0	0
Skiing	FIS	35	28	18	12
Table Tennis	ITTF	10	0	0	0
Taekwondo	WTF	19	0	0	0
Tennis	ITF	6	6	5	5
Triathlon	ITU	28	28	24	20
Volleyball	FIVB	31	5	0	0
Weightlifting	IWF	72	13	22	22
Wrestling	FILA	40	6	7	7
TOTAL	40	742	366	215	186

In 2011 WADA testing covered 40 sport federations.

Athletes from 71 countries were tested in 52 different countries.


The program resulted in 13 Adverse Analytical Findings or other findings in 2011.

The breakdown of findings is as follows:


- 4 AAFs in the S1 category (Anabolic agents)
- 1 AAF in the S2 category (Peptide Hormones, Growth Factor and Related Substances)
- 1 AAF in the S3 category (Beta-2 Agonists)
- 6 Elevated T/Es
- 1 Reported Tampering

**2011 Anti-Doping Organization Activity Summary
Reported by Code Signatory Anti-Doping Organizations**


Anti-Doping Organization (International Federations)	Total Adverse Analytical Findings	Total Anti- Doping Rule Violations
International Aikido Federation (IAF)	1	0
International Air Sport Federation (FAI)	0	0
World Archery (WA)	0	0
Fédération Internationale de l'Automobile (FIA)	4	4
Badminton World Federation (BWF)	0	0
Fédération Internationale de Basketball Amateur (FIBA)	13	13
International Biathlon Union (IBU)	2	9
International Federation of Bobsleigh and Skeleton (FIBT)	4	0
International Federation of Bodybuilding & Fitness (IFBB)	10	10
Confederation Mondial des Sports de Boules (CMSB)	13	0
World Bridge Federation (WBF)	0	0
International Casting Sport Federation (ICSF)	0	0
World Chess Federation (FIDE)	0	0
International Cricket Council (ICC)	2	2
World Curling Federation (WCF)	4	1
Fédération Equestre Internationale (FEI)	1	0
International Fencing Federation (FIE)	0	0
International Fistball Association (IFA)	0	0
International Floorball Federation (IFF)	5	0
International Federation of Football Association (FIFA)	108	117
International Go Federation (IGF)	0	0
Fédération Internationale de Gymnastique (FIG)	2	0
International Handball Federation (IHF)	1	0
International Hockey Federation (FIH)	0	0
World Karate Organization (WKO)	0	0
International Federation Icestocksport (IFI)	0	0
International Kendo Federation (FIK)	0	0
World Association of Kickboxing Organisations (WAKO)	1	1
International Life Saving Federation (ILS)	0	0
International Luge Federation (FIL)	0	0
World Minigolf Sport Federation (WMF)	0	0
Union Internatinal de Pentathlon Moderne (UIPM)	0	0
Federation Internationale de Motocyclisme (FIM)	0	0
Union International Motonautique (UIM)	1	1
International Ski Mountaineering Federation (ISMF)	1	0
International Federation of Muaythai Amateur (IFMA)	1	1
Fédération Internationale de Natation (FINA)	11	1
International Orienteering Federation (IOF)	2	0
Confederation International Peche Sportive (CIPS)	0	0



Anti-Doping Organization (International Federations)	Total Adverse Analytical Findings	Total Anti- Doping Rule Violations
Federation of International Polo (FIP)	1	0
International Powerlifting Federation (IPF)	13	12
International Racquetball Federation (IRF)	0	0
International Federation of Roller Sports (FIRS)	0	0
International Federation of Rowing Associations (FISA)	0	0
International Sailing Federation (ISAF)	4	0
International Savate Federation	0	0
International Shooting Sport Federation (ISSF)	6	5
International Skating Union (ISU)	2	1
International Federation of Sleddog Sports (IFSS)	0	0
International Federation of Sport Climbing (IFSC)	2	1
World Squash Federation (WSF)	2	2
International Sumo Federation (IFS)	0	0
International Surfing Association (ISA)	2	1
International Table Tennis Federation (ITTF)	8	6
World Taekwondo Federation (WTF)	0	0
International Tennis Federation (ITF)	6	3
Tug of War International Federation (TWIF)	0	0
World Underwater Federation (CMAS)	0	0
International Volleyball Federation (FIVB)	0	0
International Waterski & Wakeboard Federation (IWWF)	0	0
International Federation of Associated Wrestling Styles (FILA)	12	11
International Wushu Federation (IWUF)	0	0
Anti-Doping Organization (National Anti-Doping Agencies)	Total Adverse Analytical Findings	Total Anti- Doping Rule Violations
Comité Olympique Algérien	36	0
Armenian National Anti-Doping Organization (ARMNADO)	0	0
Australian Sports Anti-Doping Authority (ASADA)	37	41
Nationale Anti-Doping Agentur Austria GmbH (NADA Austria)	14	10
National Anti-Doping Agency of Belarus	8	8
NADO Flanders	58	73
ONAD Communauté française de Belgique	40	17
Bermuda Sports Anti-Doping Authority	4	4
Bosnia and Herzegovina Anti-Doping Agency	0	0
Brazilian Anti-Doping Agency (ABA)	43	19
Republic of Bulgaria Anti-Doping Centre	13	14
Canadian Centre for Ethics in Sport (CCES)	32	23
Cayman Islands Olympic Committee	0	0
Comision Nacional de Control de Dopaje Chile	7	7
China Anti-Doping Agency (CHINADA)	14	14
Organizacion Nacional Antidopaje de Colombia	45	47
Croatian Institute for Toxicology and Anti-Doping (CITA)	3	3



Anti-Doping Organization (National Anti-Doping Agencies)	Total Adverse Analytical Findings	Total Anti-Doping Rule Violations
NADO of Cuba (ONARC)	1	1
Czech Anti-Doping Committee (CADC)	16	23
Anti-Doping Denmark	15	19
Estonian Anti-Doping Agency	0	0
Finnish Anti-Doping Agency (FINADA)	20	15
Agence française de lutte contre le dopage (AFLD)	145	164
Georgian Anti-Doping Agency	1	1
National Anti-Doping Agency of Germany	61	86
Grenada National Anti-Doping Organization	0	0
Hong Kong Anti-Doping Committee	6	6
National Anti-Doping Agency of India	115	116
Irish Sports Council (ISC)	5	4
Italian Olympic Committee	66	103
Japan Anti-Doping Agency (JADA)	8	6
Jordan Anti-Doping Organization	6	6
Korea Anti-Doping Agency (KADA)	22	21
Kuwait Anti-Doping Committee	6	6
Agence Luxembourgeoise Antidopage (ALAD)	4	2
Mali Commission nationale de lutte contre le dopage	0	0
Anti-Doping Unit Ministry Youth and Sports - Mauritius	0	0
NADO Montenegro	0	0
Anti-Doping Authority the Netherlands	23	28
Anti-Doping Norway (AND)	24	16
Anti-Doping Organization of Pakistan	3	3
Polish Commission Against Doping in Sport	39	40
Autoridade Antidopagem de Portugal (ADoP)	35	43
Puerto Rico Anti-Doping Organization	11	11
National Anti-Doping Agency of Romania (RNADA)	12	12
Saudi Arabian Anti-Doping Committee (SAADC)#	30	2
Anti-Doping Agency Serbia	13	12
Anti-Doping Singapore	0	0
Slovak Anti-Doping Agency (SADA)	17	6
Olympic Committee of Slovenia, Anti-Doping Commission	0	0
Health and Doping Control and Supervision Committee of Spain	100	43
NADO St Vincent and the Grenadines	0	0
Suriname Anti-Doping Autoriteit	0	0
Swedish Sports Confederation (SSC)	146	26
Anti-Doping Switzerland	11	13
Agence Nationale Antidopage Tunisie	5	4
UAE NADO	8	9
US Anti-Doping Agency (USADA)	50	30
Comisioin Antidopaje de Venezuela	30	30



Anti-Doping Organization (Others)	Total Adverse Analytical Findings	Total Anti-Doping Rule Violations
International Military Sports Council (CISM)	2	2
International Paralympic Committee (IPC)	7	7
SportAccord	0	0
International Workers and Amateurs in Sports Confederation (CSIT)	0	0

for the period of 1 Aug. 2011 to 30 Jun 2012

* NOTE: The Adverse Analytical Findings (AAF) in this report are not to be confused with adjudicated or sanctioned Anti-Doping Rule Violations (ADRV). "Adverse Analytical Finding" is defined in the World Anti-Doping Code as "a report from a laboratory or other WADA-approved entity that, consistent with the International Standard for Laboratories and related Technical Documents, identifies in a Sample the presence of a Prohibited Substance or its Metabolites or Markers (including elevated quantities of endogenous substances) or evidence of the Use of a Prohibited Method." These figures may not be identical to Anti-Doping Rule Violations, as the figures given in this report may contain findings that underwent the Therapeutic Use Exemption (TUE) approval process. In addition, some Adverse Analytical Findings may correspond to multiple measurements performed on the same Athlete, such as in cases of longitudinal studies on testosterone, and some cases may be pending before the appropriate jurisdictions. Anti-Doping Rule Violations listed above may also include violations unrelated to AAFs (e.g. Refusals).

Submission Overview Year 2007 to 2011

Year	Total Submissions	International Federations/Major Event Organizers	National Anti-Doping Organizations/National Olympic Committees
2007	44	24	20
2008	76	45	31
2009	102	58	44
2010	99	38	61
2011	125	66	59