

# 2020 ANTI-DOPING TESTING FIGURES

*Please click on the sub-report title to access it directly.*

*To print, please insert the pages indicated below.*

[Executive Summary – pp. 2-9](#) (7 pages)

[Laboratory Report – pp. 10-36](#) (27 pages)

[Sport Report – pp. 37-137](#) (101 pages)

[Testing Authority Report – pp. 138-244](#) (107 pages)

[ABP Report-Blood Analysis – pp. 245-279](#) (35 pages)



# 2020 Anti-Doping Testing Figures Executive Summary

---

## EXECUTIVE SUMMARY

This Executive Summary is intended to assist stakeholders in navigating the data outlined within the 2020 Testing Figures Report (2020 Report) and to highlight overall trends.

The 2020 Report summarizes the results of all the samples WADA-accredited Laboratories analyzed and reported into WADA's Anti-Doping Administration and Management System (ADAMS) in 2020. This is the sixth set of global testing under the version of the World Anti-Doping Code (Code) that came into effect in January 2015. The 2020 Report – which includes this Executive Summary and sub-reports by Laboratory, Sport, Testing Authority (TA) and Athlete Biological Passport (ABP) Blood Analysis – includes in- and out-of-competition urine samples; blood and ABP blood data; and, the resulting Adverse Analytical Findings (AAFs) and Atypical Findings (ATFs).

The 2020 Testing Figures Report only focuses on the Anti-Doping data that is reported into ADAMS and no longer includes data that is not reported into ADAMS but provided by certain Laboratories in aggregate.

### REPORT HIGHLIGHTS

- A **46.1% decrease in the number of samples** (both urine and non-ABP blood samples) analyzed and reported into ADAMS: 278,047 in 2019 to 149,758 in 2020.
- A **decrease in the total percentage of AAFs**: 0.97% in 2019 (2,702 AAFs from 278,047 samples) to 0.67% in 2020 (1,009 AAFs from 149,758 samples).
- A **decrease in the total number of samples analyzed and reported** into ADAMS by WADA-accredited Laboratories and WADA-approved Laboratories.
- A **decrease in the total number and percentage of non-ABP blood samples** analyzed: 9.1% in 2019 (25,339 of 278,047) and 7.3% (10,940 of 149,758) in 2020.
- A **decrease of 38% in the number of ABP blood samples** analyzed: 36,401 in 2019 to 22,666 in 2020.

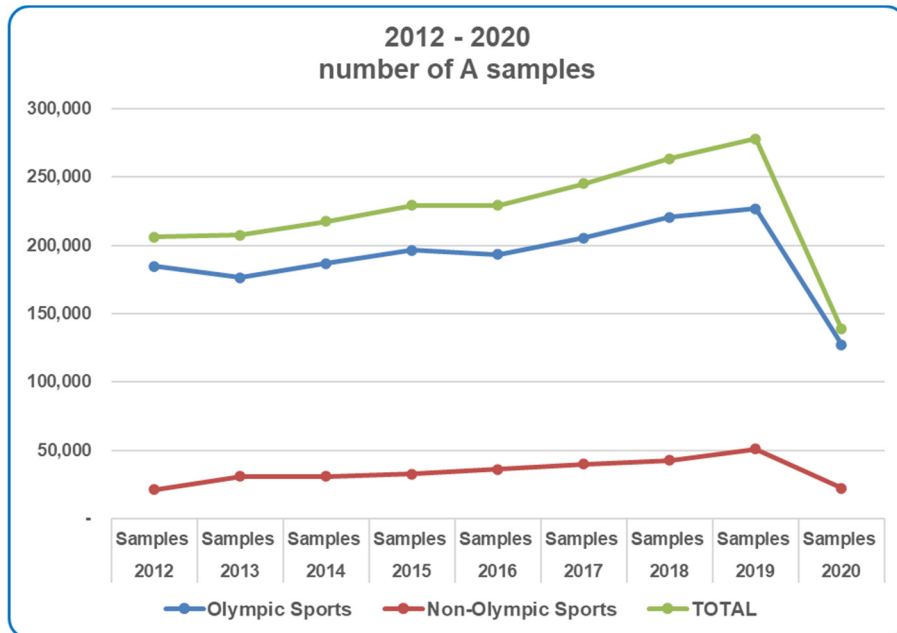
### ADAMS USE

WADA's ADAMS System continues to be a critical data-gathering tool for the anti-doping community.

The figures of urine and blood samples (not including ABP samples) were compiled according to the 'Sample Collection Date' (and not the WADA-accredited Laboratory's 'Sample Reception Date'). This is a result of the efforts made by the WADA-accredited Laboratories to incorporate the collection date into their ADAMS reporting. The data was compiled using sample collection dates between 1 January and 31 December 2020.

**OVERALL FINDINGS**

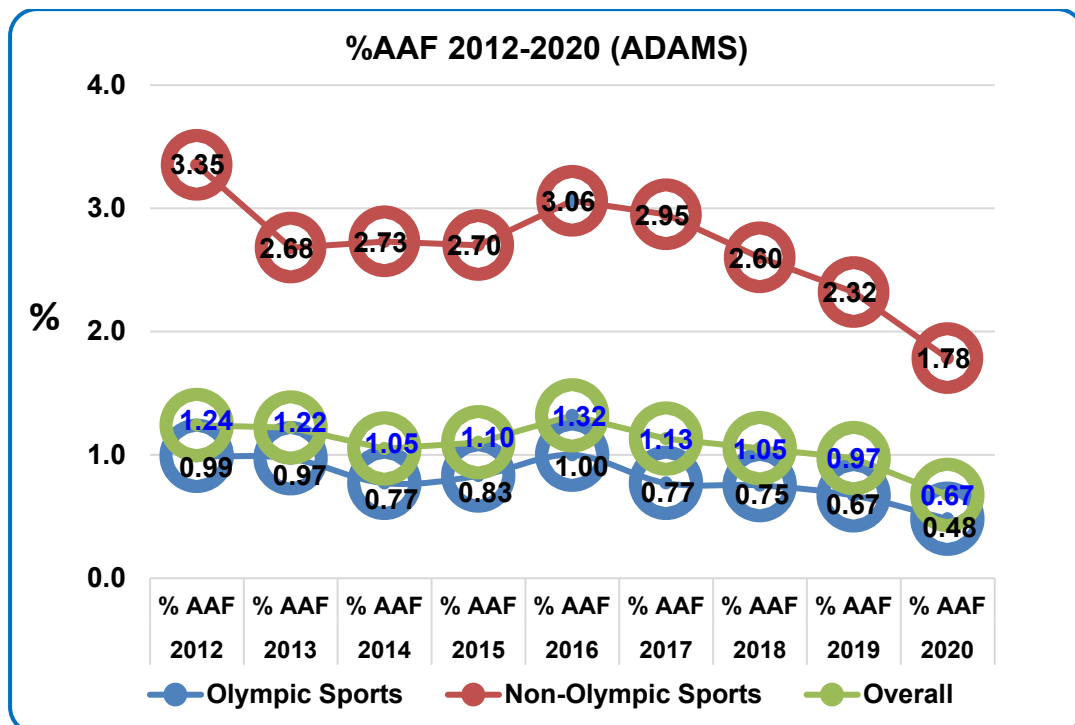
The 2020 data shows a decrease of 46.1% in the number of overall samples analyzed from 278,047 in 2019 to 149,758 in 2020.



There was a decrease in the percentage of total findings (AAFs and ATFs - combined) from 1.07% in 2019 to 0.82% in 2020.

In addition, the data shows a decrease in the percentage of AAFs – more commonly known as positive tests – from 0.97% in 2019 to 0.67% in 2020.

In 2020, the proportion of ATFs reported (217 ATFs in 149,758 samples) decreased relative to 2019 (394 ATFs in 278,047 samples).



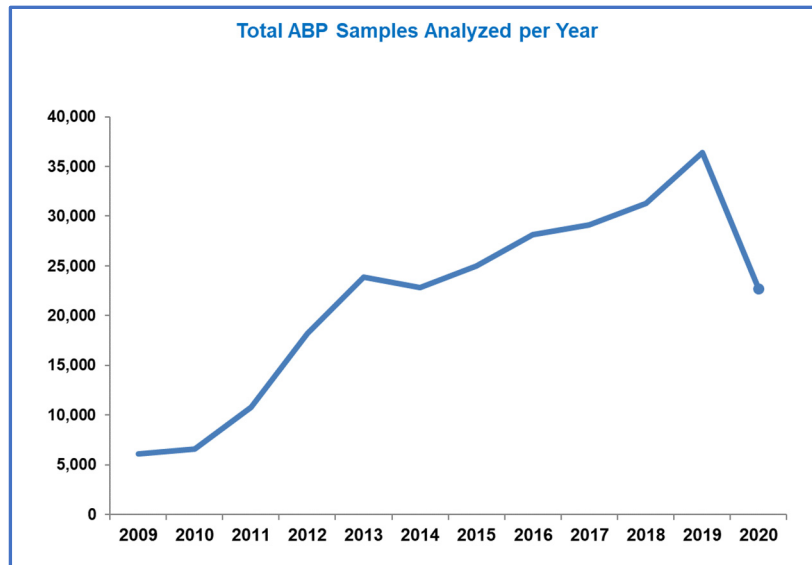
The results also show a decrease in the number of (non-ABP) blood samples analyzed from 25,339 in 2019 to 10,940 in 2020.

**IMPLEMENTATION OF ABP**

Blood ABP

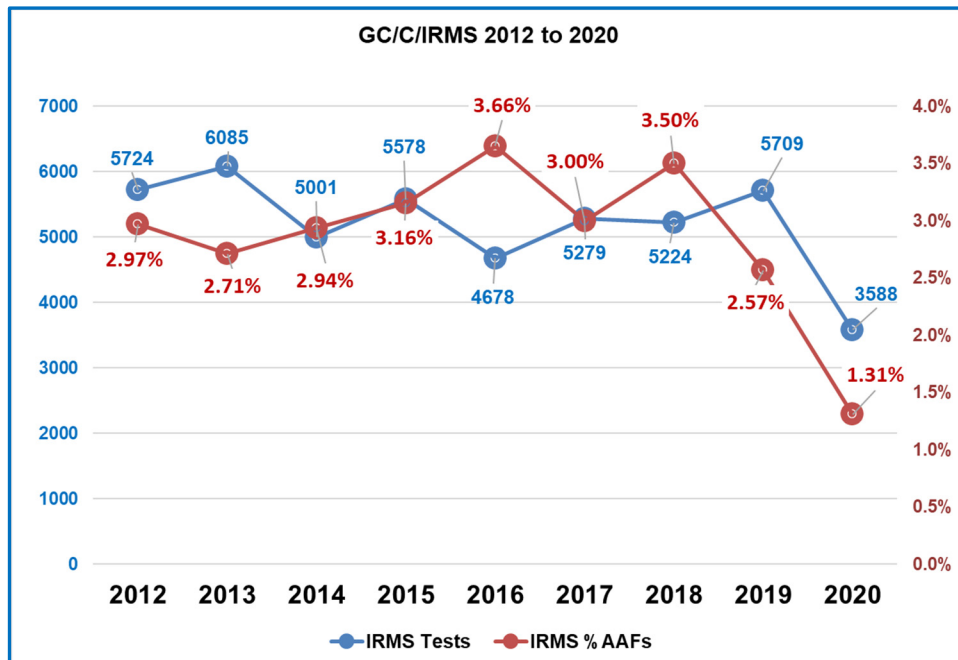
The number of International Federations (IFs) that included ABP blood testing was 24 in 2020 (compared to 25 in 2019) while the number of National Anti-Doping Organizations (NADOs) decreased from 68 in 2019 to 60 in 2020.

The total number of ABP samples decreased by 38% compared to 2019 (36,401 in 2019 to 22,666 in 2020).



Steroidal ABP

The gas chromatography combustion isotope ratio mass spectrometry (GC/C/IRMS) analytical method is an important test connected to the steroidal module of the ABP. IRMS can be triggered by the ABP or requested by the Testing Authority (TA) based on other information. The number of AAFs from the application of this method has decreased compared to 2019 (146 in 2019 and 47 in 2020) while the number of tests has decreased in 2020 by 37% (5,661 tests in 2019 versus 3,588 in 2020). Based on the relative percentage of AAFs in comparison to other methods, the application of the GC/C/IRMS test continues, at 1.31% AAF, to be the analytical method with the highest proportion of AAFs.



## COMPLIANCE WITH THE TDSSA

The 2020 Report marks the sixth year that Anti-Doping Organizations (ADOs) were required to incorporate the Technical Document for Sport Specific Analysis (TDSSA) into their testing programs.

The TDSSA is intended to ensure that three groups of prohibited substances (Erythropoietin Stimulating Agents (ESAs), Growth Hormone (GH) and GH Releasing Factors (GHRFs)), which are deemed to be at risk of abuse in certain sports/disciplines, are subject to an appropriate and consistent Minimum Level of Analysis by all ADOs.

The findings of the 2020 Report highlight the impact of the COVID-19 pandemic on ADOs testing for these three groups of prohibited substances when compared to 2014 (the year prior to TDSSA implementation), 2015, 2016, 2017, 2018 and 2019, including:

- A decrease in the recording of TDSSA compliant sports/disciplines in ADAMS.
- An overall decrease in ESAs testing (31% decrease in urine and 51% decrease in blood between 2019 and 2020) and AAFs reported, including a decrease in the percentage of ESA AAFs (0.15% versus 0.08% in urine tests and 0.37% versus 0.2% in blood tests from 2019 to 2020).
- A decrease in GH testing between 2019 and 2020 (both Isoforms and Biomarkers tests) and a decrease in the number of GH AAFs reported (1 AAF in 2020 versus 6 cases in 2019).
- A decrease in GHRFs testing of 31% between 2019 and 2020 and a 50% decrease in the number of GHRF AAFs reported.

### Erythropoiesis Stimulating Agents (ESAs)

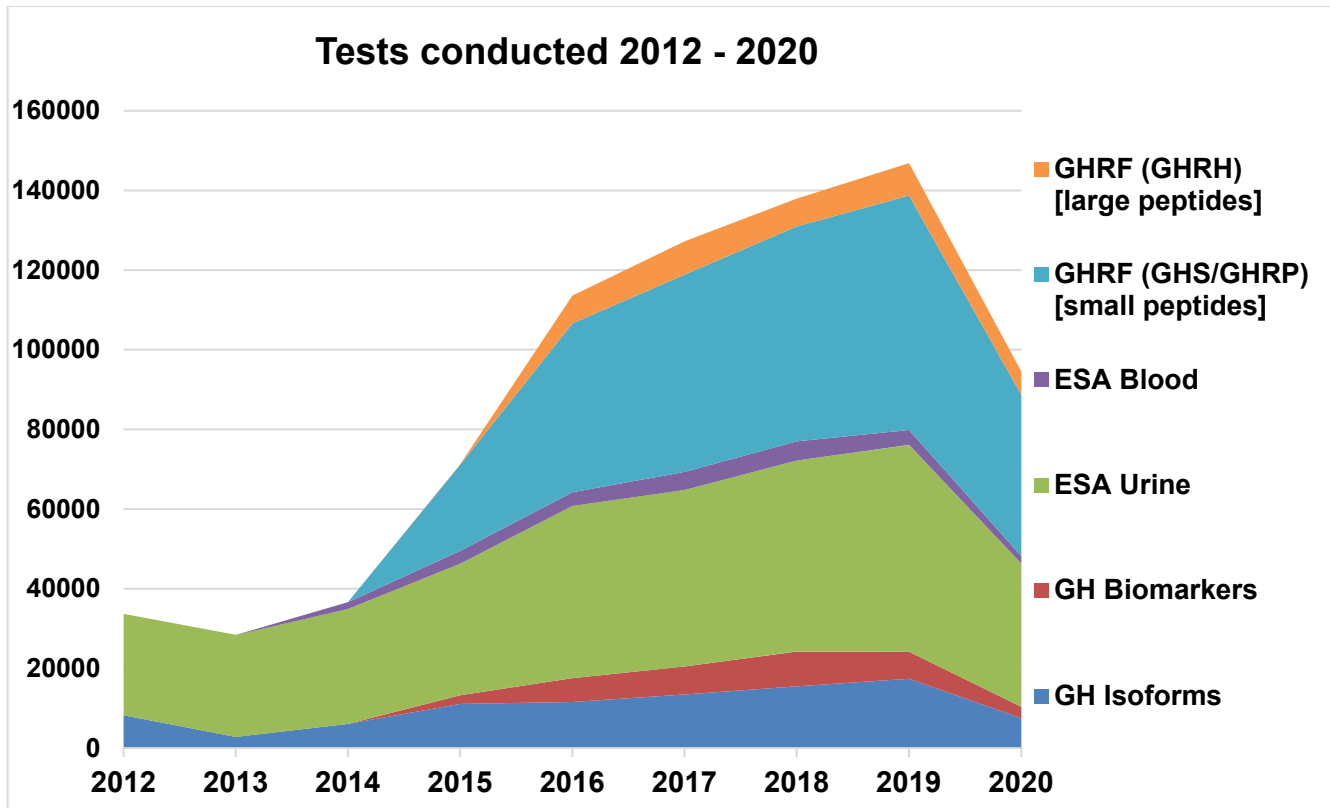
	ESAs Urine Tests	ESAs Blood Tests	AAFs Urine	AAFs Blood	AAFs Total	# of Sports	# of TAs
<b>2020</b>	<b>35,947</b>	<b>1,845</b>	<b>29</b>	<b>3</b>	<b>32</b>	<b>102</b>	<b>197</b>
<b>2019</b>	51,929	3,757	78	14	92	120	243
<b>2018</b>	47,955	4792	61	16	77	118	229
<b>2017</b>	44,322	4531	56	29	85	116	220
<b>2016</b>	43,246	3464	44	22	66	108	212
<b>2015</b>	32,999	3219	45	1	46	94	183

### Growth Hormone (GH)

	GH Isoforms Tests	GH Biomarkers Tests	AAFs Total	# of Sports	# of TAs
<b>2020</b>	<b>7,509</b>	<b>2,855</b>	<b>1</b>	<b>82</b>	<b>114</b>
<b>2019</b>	17,393	6,790	6	103	156
<b>2018</b>	15,487	8755	2	99	137
<b>2017</b>	13,474	7008	0	90	124
<b>2016</b>	11,555	5983	6	68	111
<b>2015</b>	11,082	2182	4	74	103

### Growth Hormone Releasing Factors (GHRFs)

	GHRFs Urine Tests	AAFs Total	# of Sports	# of TAs
<b>2020</b>	<b>46,347</b>	<b>13</b>	<b>102</b>	<b>199</b>
<b>2019</b>	66,990	26	126	234
<b>2018</b>	60,964	21	124	231
<b>2017</b>	57,869	19	119	218
<b>2016</b>	42,730	15	111	207
<b>2015</b>	21,654	14	88	145



The Sport segment of the 2020 Report includes more samples in ADAMS that are assigned to specified sport disciplines than in 2019, which suggests that TAs continue to incorporate the TDSSA-defined sport disciplines into their sample collection procedures and documentation and thereby enhances the ability to analyze such figures accurately.

The 2020 Report does not detail statistics on Anti-Doping Rule Violations (ADRVs). These results are included in a separate ADRV Report, which details analytical and non-analytical cases and the outcomes of results management. The 2020 ADRV Report will be published in 2021.

The figures include all analyses conducted in 2020 by the WADA-accredited Laboratories and by the WADA-approved Laboratories (approved by WADA to conduct blood analysis exclusively for the purposes of the ABP blood module).

In reading the 2020 Report, it is important to note that:

- One single result does not necessarily correspond to one athlete. Results may correspond to multiple findings regarding the same athlete or measurements performed on the same athlete, such as in the case of longitudinal studies of testosterone.
- The number of AAFs in the Report may not correspond with the number of ADRVs reported by ADOs. This is because all results are subject to a results management process conducted by ADOs, which includes matching results with Therapeutic Use Exemptions (TUEs) and/or longitudinal studies, which can result in no sanction.
- To help with the interpretation of the 2020 Report, a comprehensive Question and Answer document is available on WADA's website.

**Table 1: Total Samples Analyzed (All Sports) \***

**A Samples Analyzed**

<b>Sport</b>	<b>Analyzed</b>	<b>AAFs<sup>1</sup></b>	<b>(%)</b>	<b>ATFs<sup>2</sup></b>	<b>(%)</b>	<b>Total Findings<sup>3</sup></b>	<b>(%)</b>
<b>Olympic Sports <sup>4</sup></b>	127,483	612	0.48%	168	0.13%	780	0.61%
<b>Non-Olympic Sports <sup>5</sup></b>	22,275	397	1.78%	49	0.22%	446	2.0%
<b>TOTAL</b>	<b>149,758</b>	<b>1,009</b>	<b>0.67%</b>	<b>217</b>	<b>0.14%</b>	<b>1,226</b>	<b>0.82%</b>

<sup>1</sup> The Adverse Analytical Findings (AAFs) in this report are not to be confused with adjudicated or sanctioned Anti-Doping Rule Violations (ADRVs). "Adverse Analytical Finding" is defined in the World Anti-Doping Code as "A report from a WADA-accredited Laboratory or other WADA-approved Laboratory that, consistent with the International Standard for Laboratories and related Technical Documents, identifies in a Sample the presence of a Prohibited Substance or its Metabolites or Markers (including elevated quantities of endogenous substances) or evidence of the use of a Prohibited Method." These figures may not be identical to sanctioned cases (number of ADRVs), as the figures given in this report may contain findings that underwent the Therapeutic Use Exemption (TUE) approval process for example.

<sup>2</sup> The Atypical Findings (ATFs) in this report are not to be confused with adjudicated or sanctioned Anti-Doping Rule Violations (ADRVs). "Atypical Finding" is defined in the World Anti-Doping Code as "A report from a WADA-accredited Laboratory or other WADA-approved Laboratory which requires further investigation as provided by the International Standard for Laboratories or related Technical Documents prior to the determination of an Adverse Analytical Finding." ATFs may correspond to multiple measurements performed on the same Athlete, such as in cases of longitudinal studies on testosterone.

<sup>3</sup> Includes AAFs and ATFs.

<sup>4</sup> Olympic sports in this table include sports reported into ADAMS and classified under ASOIF and AIOWF.

<sup>5</sup> Non-Olympic sports in this table includes sports reported into ADAMS and classified as ARISF, AIMS, IPC, Sports for Athletes with an Impairment, other Sports from Code Signatories and Other Sports.

\* These figures do not include blood samples taken for the ABP. Blood samples taken for the ABP can be found in the 2020 Anti-Doping Testing Figures - Athlete Biological Passport (ABP) Report - Blood Analysis.



**Table 2: Comparison of Years 2015 to 2020 - Olympic and Non-Olympic Figures reported in ADAMS**

	2015 A Samples Analyzed	2016 A Samples Analyzed	2017 A Samples Analyzed	2018 A Samples Analyzed	2019 A Samples Analyzed	2020 A Samples Analyzed	2020 vs 2019 % change
<b>Olympic Sports*</b>	196,581	193,345	205,405	220,659	227,032	127,483	-43.8%
<b>Non-Olympic Sports**</b>	32,831	36,169	39,827	42,860	51,015	22,275	-56.3%
<b>TOTAL</b>	<b>229,412</b>	<b>229,514</b>	<b>245,232</b>	<b>263,519</b>	<b>278,047</b>	<b>149,758</b>	<b>-46.1%</b>
	2015 AAFs <sup>1</sup>	2016 AAFs <sup>1</sup>	2017 AAFs <sup>1</sup>	2018 AAFs <sup>1</sup>	2019 AAFs <sup>1</sup>	2020 AAFs <sup>1</sup>	2020 vs 2019 % change
<b>Olympic Sports*</b>	1,634	1,927	1,575	1,659	1,519	612	-59.7%
<b>Non-Olympic Sports**</b>	888	1,105	1,174	1,115	1,183	397	-66.4%
<b>TOTAL</b>	<b>2,522</b>	<b>3,032</b>	<b>2,749</b>	<b>2,774</b>	<b>2,702</b>	<b>1,009</b>	<b>-62.7%</b>
	2015 % AAFs <sup>1</sup>	2016 % AAFs <sup>1</sup>	2017 % AAFs <sup>1</sup>	2018 % AAFs <sup>1</sup>	2019 % AAFs <sup>1</sup>	2020 % AAFs <sup>1</sup>	2020 vs 2019 % change
<b>Olympic Sports*</b>	0.83	1.00	0.77	0.75	0.67	0.48	-28.2%
<b>Non-Olympic Sports**</b>	2.70	3.06	2.95	2.60	2.32	1.78	-23.1%
<b>Overall</b>	<b>1.10</b>	<b>1.32</b>	<b>1.12</b>	<b>1.05</b>	<b>0.97</b>	<b>0.67</b>	<b>-30.7%</b>
	2015 % Total Findings <sup>2</sup>	2016 % Total Findings <sup>2</sup>	2017 % Total Findings <sup>2</sup>	2018 % Total Findings <sup>2</sup>	2019 % Total Findings <sup>2</sup>	2020 % Total Findings <sup>2</sup>	2020 vs 2019 % change
<b>Olympic Sports*</b>	1.64	1.26	0.82	0.82	0.79	0.61	-22.8%
<b>Non-Olympic Sports**</b>	3.68	3.29	3.02	2.74	2.53	2.00	-21%
<b>Overall</b>	<b>1.93</b>	<b>1.58</b>	<b>1.18</b>	<b>1.13</b>	<b>1.07</b>	<b>0.82</b>	<b>-23.8%</b>

**Table 3: Summary - Total Samples Analyzed (ADAMS)**

	Samples	ATF	AAF
<b>ADAMS Urine Total</b>	138,818	208	1,005
<b>ADAMS Blood Total</b>	10,940	9	4
<b>ABP Total<sup>1</sup></b>	22,666	-	-
	<b>172,424</b>	<b>217</b>	<b>1,009</b>

<sup>1</sup> ABP total in Table 3 also includes ABP samples analyzed by WADA-approved Laboratories in Nairobi (Kenya), Moscow (Russia) and Cairo (Egypt) - please refer to the ABP Report.



# 2020 Anti-Doping Testing Figures by Laboratory

---

## Table of Contents

---

### Total Samples Analyzed

---

- Table 1 : Summary - Samples Analyzed per Laboratory (as reported in ADAMS)  
Table 2 : Total IC and OOC Samples Analyzed per Laboratory (as reported in ADAMS)

### Tests Conducted

---

- Table 3 : GC/C/IRMS Tests Conducted per Laboratory for Markers of the Steroid Profile (Urine)  
Table 4 : GC/C/IRMS Tests Conducted per Laboratory for 19-norandrosterone (Urine)  
Table 5 : GC/C/IRMS Tests Conducted per Laboratory for Boldenone, Formestane (Urine)  
Table 6 : ESA Tests Conducted per Laboratory (Urine)  
Table 7 : ESA Tests Conducted per Laboratory (Blood)  
Table 8 : GHRF(GHS/GHRP) Tests Conducted per Laboratory (Urine)  
Table 9 : GHRF(GHRH) Tests Conducted per Laboratory (Urine)  
Table 10 : GnRH Tests Conducted per Laboratory (Urine)  
Table 11 : Insulin Tests Conducted per Laboratory (Urine and Blood)  
Table 12 : IGF-I Analogs Tests Conducted per Laboratory (Urine and Blood)  
Table 13 : hGH Isoforms Tests Conducted per Laboratory (Blood)  
Table 14 : hGH Biomarkers Tests Conducted per Laboratory (Blood)  
Table 15 : HBOC Tests Conducted per Laboratory (Blood)  
Table 16 : HBT Tests Conducted per Laboratory (Blood)

### Substances Identified

---

- Table 17 : Summary - Substances Identified as AAFs in Each Drug Class in ADAMS (All Sports)  
Table 18 : Summary - Substances Identified as ATFs in Each Drug Class in ADAMS (All Sports)  
Table 19 : Substances Identified as AAFs in Each Drug Class in ADAMS (All Sports)  
Table 20 : Substances Identified as ATFs in Each Drug Class in ADAMS (All Sports)  
Table 21 : Total Laboratory AAFs per Drug Class as Reported in ADAMS (All Sports)

## Terms and Abbreviations

IC	In-Competition
OOC	Out-of-Competition
Sample	Any biological material collected for the purposes of Doping Control*
AAF	Adverse Analytical Finding
ATF	Atypical Finding
GC/C/IRMS	Gas Chromatograph/Carbon/Isotope Ratio Mass Spectrometry (e.g."IRMS")
ESA	Erythropoiesis Stimulating Agent**
hGH Isoforms	Human Growth Hormone Isoform Differential Immunoassay
hGH Biomarkers	Human Growth Hormone Biomarkers
GHRF (GHS/GHRP)	Growth Hormone Releasing Factors (Growth Hormone Secretagogues/GH-Releasing Peptides)
GHRF (GHRH)	Growth Hormone Releasing Factors (Growth Hormone Releasing Hormone)
GnRH	Gonadotrophin Releasing Hormones
HBT	Homologous Blood Transfusion
HBOC	Haemoglobin Based Oxygen Carrier
IGF-I	Insulin-like Growth Factor-I (and its analogues)
ABP	Athlete Biological Passport
IOC	International Olympic Committee
ASOIF	Association of Summer Olympic International Federations
AIOWF	Association of International Olympic Winter Sports Federations
ARISF	Association of IOC Recognized International Sports Federations
AIMS	Alliance of Independent Recognized Members of Sport
NADO	National Anti-Doping Organization
RADO	Regional Anti-Doping Organization
NOC	National Olympic Committee
MEO	Major Event Organization
IF	International Federation
NF	National Federation
IPC	International Paralympic Committee***
ADAMS	Anti-Doping Administration and Management System
TA	Testing Authority
SCA	Sample Collection Authority
-	a "dash" represents "0" (no data) in tables compiling the number of Samples, ATFs or AAFs
( R )	A discipline which is discontinued in ADAMS based on request of the governing IF, being an event under an existing discipline or being no longer necessary for administrative purposes

\* Biological material limited to urine and blood in this report

\*\* Including recombinant erythropoietins (i.e. epoetins) and their analogues (e.g. darbepoetin, pegserpoetin, peginesatide, CERA, EPO-Fc)

\*\*\* Limited to sport/disciplines under the governance of the IPC (others are compiled under the category "Sports for Athletes with an Impairment").

**Table 1: Summary - Samples Analyzed per Laboratory (as reported in ADAMS)**

Laboratory	Urine			Blood			Total % AAF	ABP Samples <sup>1</sup>	Total Samples
	Samples	ATF	AAF	Samples	ATF	AAF			
Ankara, Turkey	1499	2	19	20	-	-	1.25%	118	1,637
Barcelona, Spain	3924	5	57	260	-	-	1.36%	590	4,774
Beijing, China	10326	14	22	415	-	3	0.23%	1582	12,323
Bloemfontein, South Africa	1127	10	19	24	-	-	1.65%	115	1,266
Bucharest, Romania	889	3	18	146	-	-	1.74%	63	1,098
Cologne, Germany	16368	10	73	2134	-	-	0.39%	4224	22,726
Doha, Qatar	4061	2	74	133	-	-	1.76%	46	4,240
Dresden, Germany	11065	17	55	929	-	-	0.46%	889	12,883
Ghent, Belgium	7438	1	74	309	-	1	0.97%	1170	8,917
Havana, Cuba	1970	7	7	45	-	-	-	1	2,016
Lausanne, Switzerland	6592	8	41	627	-	-	0.57%	2690	9,909
London, UK	5345	4	14	329	-	-	0.25%	274	5,948
Los Angeles, USA <sup>2</sup>	2815	6	50	-	-	-	-	-	2,815
Madrid, Spain	3342	2	27	196	-	-	0.76%	937	4,475
Montreal, Canada	4637	46	26	219	1	-	0.54%	381	5,237
Oslo, Norway	2999	2	24	339	-	-	0.72%	852	4,190
Paris, France	7929	8	42	488	-	-	0.50%	1252	9,669
Rio de Janeiro, Brazil	3190	1	28	157	-	-	0.84%	117	3,464
Rome, Italy	5179	8	29	683	-	-	0.49%	318	6,180
Seibersdorf, Austria	11364	7	81	1036	2	-	0.65%	1374	13,774
Seoul, Korea	2085	5	14	363	-	-	0.57%	127	2,575
Stockholm, Sweden	6436	6	35	333	-	-	0.52%	1329	8,098
Sydney, Australia	3939	4	23	417	-	-	0.53%	1080	5,436
Tokyo, Japan	3944	-	6	247	-	-	0.14%	384	4,575
Salt Lake City, USA	7089	12	103	724	4	-	1.32%	1298	9,111
Warsaw, Poland	3266	18	44	367	2	-	1.21%	246	3,879
<b>Totals</b>	<b>138,818</b>	<b>208</b>	<b>1,005</b>	<b>10,940</b>	<b>9</b>	<b>4</b>		<b>21,457</b>	<b>171,215</b>

<sup>1</sup> ABP total does not include the ABP samples analyzed by the WADA-approved laboratories in Egypt, Kenya or Russia (please refer to ABP Report)

<sup>2</sup> Not accredited to conduct blood analyses in support of the haematological module of the Athlete Biological Passport (ABP) in 2020.

**Table 2: Total IC and OOC Samples Analyzed per Laboratory (as reported in ADAMS)**

Laboratory	Urine						Blood						Total Samples
	IC Samples	IC ATF	IC AAF	OOO Samples	OOO ATF	OOO AAF	IC Samples	IC ATF	IC AAF	OOO Samples	OOO ATF	OOO AAF	
Ankara, Turkey	845	2	18	654	-	1	5	-	-	15	-	-	1,519
Barcelona, Spain	1916	1	33	2008	4	24	59	-	-	201	-	-	4,184
Beijing, China	3009	4	16	7317	10	6	120	-	-	295	-	3	10,741
Bloemfontein, South Africa	510	5	15	617	5	4	2	-	-	22	-	-	1,151
Bucharest, Romania	426	1	12	463	2	6	27	-	-	119	-	-	1,035
Cologne, Germany	4623	5	58	11745	5	15	208	-	-	1926	-	-	18,502
Doha, Qatar	2309	-	66	1752	2	8	72	-	-	61	-	-	4,194
Dresden, Germany	4332	8	38	6733	9	17	150	-	-	779	-	-	11,994
Ghent, Belgium	3596	-	55	3842	1	19	76	-	-	233	-	1	7,747
Havana, Cuba	931	3	6	1039	4	1	6	-	-	39	-	-	2,015
Lausanne, Switzerland	2191	-	20	4401	8	21	61	-	-	566	-	-	7,219
London, UK	1484	2	7	3861	2	7	14	-	-	315	-	-	5,674
Los Angeles, USA	642	1	16	2173	5	34	-	-	-	-	-	-	2,815
Madrid, Spain	2001	1	23	1341	1	4	99	-	-	97	-	-	3,538
Montreal, Canada	2001	34	16	2636	12	10	27	-	-	192	1	-	4,856
Oslo, Norway	1238	-	16	1761	2	8	19	-	-	320	-	-	3,338
Paris, France	3052	2	33	4877	6	9	125	-	-	363	-	-	8,417
Rio de Janeiro, Brazil	2677	-	21	513	1	7	102	-	-	55	-	-	3,347
Rome, Italy	2650	4	22	2529	4	7	62	-	-	621	-	-	5,862
Seibersdorf, Austria	4994	2	66	6370	5	15	179	-	-	857	2	-	12,400
Seoul, Korea	905	1	9	1180	4	5	148	-	-	215	-	-	2,448
Stockholm, Sweden	2527	2	25	3909	4	10	64	-	-	269	-	-	6,769
Sydney, Australia	1370	2	15	2569	2	8	17	-	-	400	-	-	4,356
Tokyo, Japan	1889	-	4	2055	-	2	70	-	-	177	-	-	4,191
Salt Lake City, USA	1395	4	44	5694	8	59	120	-	-	604	4	-	7,813
Warsaw, Poland	1441	8	32	1825	10	12	100	-	-	267	2	-	3,633
<b>Totals</b>	<b>54,954</b>	<b>92</b>	<b>686</b>	<b>83,864</b>	<b>116</b>	<b>319</b>	<b>1,932</b>	<b>-</b>	<b>-</b>	<b>9,008</b>	<b>9</b>	<b>4</b>	<b>149,758</b>

**Table 3: GC/C/IRMS Tests Conducted per Laboratory for Markers of the Steroid Profile (Urine)**

**GC/C/IRMS**

Laboratory	IC		OOC		Total Samples	Total AAFs	% AAF
	Samples	AAF	Samples	AAF			
Ankara, Turkey	24	-	10	-	34	-	0%
Barcelona, Spain	46	1	56	2	102	3	2.9%
Beijing, China	31	-	99	-	130	-	0%
Bloemfontein, South Africa	29	1	22	-	51	1	2.0%
Bucharest, Romania	7	-	11	1	18	1	5.6%
Cologne, Germany	104	3	213	1	317	4	1.3%
Doha, Qatar	73	1	53	1	126	2	1.6%
Dresden, Germany	82	1	120	-	202	1	0.5%
Ghent, Belgium	111	3	147	2	258	5	1.9%
Havana, Cuba		-	1	-	1	-	0%
Lausanne, Switzerland	12	-	159	-	171	-	0%
London, UK	22	-	53	-	75	-	0%
Los Angeles, USA	25	1	145	1	170	2	1.2%
Madrid, Spain	42	1	15	-	57	1	1.8%
Montreal, Canada	47	-	113	-	160	-	0.0%
Oslo, Norway	28	1	16	1	44	2	4.5%
Paris, France	105	3	174	-	279	3	1.1%
Rio de Janeiro, Brazil	45	4	37	1	82	5	6.1%
Rome, Italy	70	-	90	-	160	-	0%
Seibersdorf, Austria	138	1	171	-	309	1	0.3%
Seoul, Korea	4	-	17	-	21	-	0%
Stockholm, Sweden	48	-	105	-	153	-	0%
Sydney, Australia	27	-	54	1	81	1	1.2%
Tokyo, Japan	18	-	23	-	41	-	0%
Salt Lake City, USA	58	3	352	2	410	5	1.2%
Warsaw, Poland	58	9	78	1	136	10	7.4%
<b>Totals</b>	<b>1,254</b>	<b>33</b>	<b>2,334</b>	<b>14</b>	<b>3,588</b>	<b>47</b>	<b>1.31%</b>

**Table 4: GC/C/IRMS Tests Conducted per Laboratory for 19-norandrosterone (Urine)**

**GC/C/IRMS**

Laboratory	IC		OOC		Total Samples	Total AAFs	% AAF
	Samples	AAF	Samples	AAF			
Ankara, Turkey	-	-	-	-	-	-	n/a
Barcelona, Spain	-	-	-	-	-	-	n/a
Beijing, China	1	-	-	-	1	-	0%
Bloemfontein, South Africa	-	-	-	-	-	-	n/a
Bucharest, Romania	-	-	1	-	1	-	0%
Cologne, Germany	5	1	6	-	11	1	9%
Doha, Qatar	-	-	-	-	-	-	n/a
Dresden, Germany	-	-	-	-	-	-	n/a
Ghent, Belgium	4	2	2	2	6	4	67%
Havana, Cuba	-	-	-	-	-	-	n/a
Lausanne, Switzerland	-	-	3	-	3	-	0%
London, UK	-	-	-	-	-	-	n/a
Los Angeles, USA	-	-	-	-	-	-	n/a
Madrid, Spain	-	-	-	-	-	-	n/a
Montreal, Canada	4	-	2	1	6	1	17%
Oslo, Norway	-	-	-	-	-	-	n/a
Paris, France	-	-	1	-	1	-	0%
Rio de Janeiro, Brazil	-	-	1	-	1	-	0%
Rome, Italy	12	2	2	-	14	2	14%
Seibersdorf, Austria	-	-	-	-	-	-	n/a
Seoul, Korea	1	-	1	-	2	-	0%
Stockholm, Sweden	-	-	-	-	-	-	n/a
Sydney, Australia	-	-	-	-	-	-	n/a
Tokyo, Japan	1	1	-	-	1	1	100%
Salt Lake City, USA	-	-	-	-	-	-	n/a
Warsaw, Poland	-	-	-	-	-	-	n/a
<b>Totals</b>	<b>28</b>	<b>6</b>	<b>19</b>	<b>3</b>	<b>47</b>	<b>9</b>	<b>19.1%</b>



**Table 5: GC/C/IRMS Tests Conducted per Laboratory for Boldenone, Formestane(Urine)**

**GC/C/IRMS Boldenone and/or metabolite(s)**

Laboratory	IC		OOC		Total Samples	Total AAFs	% AAF
	Samples	AAF	Samples	AAF			
Ankara, Turkey	-	-	-	-	-	-	n/a
Barcelona, Spain	1	-	3	-	4	-	0%
Beijing, China	1	-	-	-	1	-	0%
Bloemfontein, South Africa	-	-	-	-	-	-	n/a
Bucharest, Romania	-	-	-	-	-	-	n/a
Cologne, Germany	2	1	10	1	12	2	17%
Doha, Qatar	-	-	-	-	-	-	n/a
Dresden, Germany	-	-	-	-	-	-	n/a
Ghent, Belgium	4	-	-	-	4	-	0%
Havana, Cuba	-	-	-	-	-	-	n/a
Lausanne, Switzerland	-	-	1	1	1	1	100%
London, UK	-	-	-	-	-	-	n/a
Los Angeles, USA	-	-	-	-	-	-	n/a
Madrid, Spain	-	-	-	-	-	-	n/a
Montreal, Canada	3	2	5	5	8	7	88%
Oslo, Norway	-	-	-	-	-	-	n/a
Paris, France	2	-	3	-	5	-	0%
Rio de Janeiro, Brazil	-	-	-	-	-	-	n/a
Rome, Italy	3	1	7	1	10	2	20%
Seibersdorf, Austria	-	-	-	-	-	-	n/a
Seoul, Korea	-	-	-	-	-	-	n/a
Stockholm, Sweden	-	-	-	-	-	-	n/a
Sydney, Australia	-	-	-	-	-	-	n/a
Tokyo, Japan	-	-	-	-	-	-	n/a
Salt Lake City, USA	-	-	-	-	-	-	n/a
Warsaw, Poland	-	-	-	-	-	-	n/a
<b>Totals</b>	<b>16</b>	<b>4</b>	<b>29</b>	<b>8</b>	<b>45</b>	<b>12</b>	<b>26.7%</b>

**GC/C/IRMS Formestane**

Laboratory	IC		OOC		Total Samples	Total AAFs	% AAF
	Samples	AAF	Samples	AAF			
Cologne, Germany	-	-	3	-	3	-	0%
Montreal, Canada	-	-	2	-	2	-	0%
Rio de Janeiro, Brazil	1	-	-	-	1	-	0%
Rome, Italy	-	-	1	-	1	-	0%
<b>Totals</b>	<b>1</b>	<b>0</b>	<b>6</b>	<b>0</b>	<b>7</b>	<b>0</b>	<b>-</b>

**Table 6: ESA Tests Conducted per Laboratory (Urine)**

**ESAs (including recombinant EPOs and analogues)**

**Urine**

Laboratory	IC		OOC		Total		% AAF
	Samples	AAF	Samples	AAF	Samples	AAFs	
Ankara, Turkey	33	-	-	-	33	-	0%
Barcelona, Spain	268	-	350	-	618	-	0%
Beijing, China	655	2	1686	2	2341	4	0.2%
Bloemfontein, South Africa	79	-	244	-	323	-	0%
Bucharest, Romania	139	-	156	-	295	-	0%
Cologne, Germany	757	-	4189	-	4946	-	0%
Doha, Qatar	512	-	396	-	908	-	0%
Dresden, Germany	861	-	1929	-	2790	-	0%
Ghent, Belgium	1225	5	1104	1	2329	6	0.3%
Havana, Cuba	144	-	251	-	395	-	0%
Lausanne, Switzerland	385	-	1501	1	1886	1	0.1%
London, UK	100	-	1535	-	1635	-	0%
Los Angeles, USA	21	-	429	-	450	-	0%
Madrid, Spain	583	1	385	1	968	2	0.2%
Montreal, Canada	174	-	815	-	989	-	0%
Oslo, Norway	103	-	403	-	506	-	0%
Paris, France	1288	1	1285	-	2573	1	0.04%
Rio de Janeiro, Brazil	1198	2	184	-	1382	2	0.1%
Rome, Italy	551	1	898	-	1449	1	0.1%
Seibersdorf, Austria	983	4	1708	2	2691	6	0.2%
Seoul, Korea	120	-	210	-	330	-	0%
Stockholm, Sweden	433	-	968	-	1401	-	0%
Sydney, Australia	156	-	644	-	800	-	0%
Tokyo, Japan	682	-	1021	1	1703	1	0.1%
Salt Lake City, USA	146	-	1173	3	1319	3	0.2%
Warsaw, Poland	397	1	490	1	887	2	0.2%
<b>Totals</b>	<b>11,993</b>	<b>17</b>	<b>23,954</b>	<b>12</b>	<b>35,947</b>	<b>29</b>	<b>0.08%</b>

**Table 7: ESA Tests Conducted per Laboratory (Blood)**

**ESAs (including recombinant EPOs and analogues)**

**Blood**

Laboratory	IC		OOC		Total		% AAF
	Samples	AAF	Samples	AAF	Samples	AAFs	
Ankara, Turkey	5	-	4	-	9	-	0%
Barcelona, Spain	19	-	17	-	36	-	0%
Beijing, China	44	-	130	3	174	3	2%
Bloemfontein, South Africa	-	-	2	-	2	-	0%
Bucharest, Romania	-	-	-	-	-	-	n/a
Cologne, Germany	10	-	298	-	308	-	0%
Doha, Qatar	-	-	-	-	-	-	n/a
Dresden, Germany	12	-	34	-	46	-	0%
Ghent, Belgium	27	-	59	-	86	-	0%
Havana, Cuba	-	-	-	-	-	-	n/a
Lausanne, Switzerland	53	-	158	-	211	-	0%
London, UK	-	-	8	-	8	-	0%
Los Angeles, USA	-	-	-	-	-	-	n/a
Madrid, Spain	69	-	72	-	141	-	0%
Montreal, Canada	6	-	16	-	22	-	0%
Oslo, Norway	-	-	24	-	24	-	0%
Paris, France	114	-	47	-	161	-	0%
Rio de Janeiro, Brazil	55	-	21	-	76	-	0%
Rome, Italy	-	-	17	-	17	-	0%
Seibersdorf, Austria	23	-	28	-	51	-	0%
Seoul, Korea	-	-	43	-	43	-	0%
Stockholm, Sweden	12	-	31	-	43	-	0%
Sydney, Australia	-	-	16	-	16	-	0%
Tokyo, Japan	27	-	87	-	114	-	0%
Salt Lake City, USA	42	-	202	-	244	-	0%
Warsaw, Poland	6	-	7	-	13	-	0%
<b>Totals</b>	<b>524</b>	<b>0</b>	<b>1,321</b>	<b>3</b>	<b>1,845</b>	<b>3</b>	<b>0.2%</b>

**Table 8: GHRF (GHS/GHRP) Tests Conducted per Laboratory (Urine)**

**GHRF (GHS/GHRP)**

Laboratory	IC		OOC		Total Samples	Total AAFs	% AAF
	Samples	AAF	Samples	AAF			
Ankara, Turkey	36	-	5	-	51	-	0%
Barcelona, Spain	165	-	232	-	397	-	0%
Beijing, China	425	-	1443	-	1868	-	0%
Bloemfontein, South Africa	49	-	63	-	112	-	0%
Bucharest, Romania	144	-	232	-	376	-	0%
Cologne, Germany	671	-	2749	2	3410	2	0.1%
Doha, Qatar	274	1	450	-	724	1	0.1%
Dresden, Germany	652	1	1505	-	2157	1	0.05%
Ghent, Belgium	783	-	773	-	1556	-	0%
Havana, Cuba	138	-	295	-	433	-	0%
Lausanne, Switzerland	196	-	1104	1	1300	1	0.1%
London, UK	53	-	1359	-	1412	-	0%
Los Angeles, USA	459	-	2158	-	2617	-	0%
Madrid, Spain	460	-	378	1	838	1	0.1%
Montreal, Canada	2001	2	2633	-	4634	2	0.04%
Oslo, Norway	105	-	337	-	442	-	0%
Paris, France	1295	-	2454	-	3749	-	0%
Rio de Janeiro, Brazil	1521	-	364	-	1885	-	0%
Rome, Italy	309	-	620	-	929	-	0%
Seibersdorf, Austria	725	1	1203	-	1928	1	0.1%
Seoul, Korea	242	-	243	-	485	-	0%
Stockholm, Sweden	264	-	739	-	1003	-	0%
Sydney, Australia	133	1	627	1	760	2	0.3%
Tokyo, Japan	615	1	984	-	1599	1	0.1%
Salt Lake City, USA	867	-	3985	1	4852	1	0.02%
Warsaw, Poland	307	-	668	-	975	-	0%
<b>Totals</b>	<b>12,889</b>	<b>7</b>	<b>27,603</b>	<b>6</b>	<b>40,492</b>	<b>13</b>	<b>0.03%</b>

**Table 9: GHRF (GHRH) Tests Conducted per Laboratory (Urine)**

**GHRF (GHRH)**

Laboratory	IC		OOC		Total Samples	Total AAFs	% AAF
	Samples	AAF	Samples	AAF			
Ankara, Turkey	-	-	-	-	-	-	n/a
Barcelona, Spain	-	-	-	-	-	-	n/a
Beijing, China	-	-	-	-	-	-	n/a
Bloemfontein, South Africa	-	-	-	-	-	-	n/a
Bucharest, Romania	-	-	-	-	-	-	n/a
Cologne, Germany	132	-	788	-	920	-	0%
Doha, Qatar	-	-	-	-	-	-	0%
Dresden, Germany	-	-	-	-	-	-	n/a
Ghent, Belgium	-	-	-	-	-	-	n/a
Havana, Cuba	-	-	-	-	-	-	n/a
Lausanne, Switzerland	-	-	-	-	-	-	n/a
London, UK	-	-	-	-	-	-	n/a
Los Angeles, USA	-	-	-	-	-	-	n/a
Madrid, Spain	-	-	-	-	-	-	n/a
Montreal, Canada	-	-	-	-	-	-	n/a
Oslo, Norway	-	-	-	-	-	-	n/a
Paris, France	-	-	-	-	-	-	n/a
Rio de Janeiro, Brazil	35	-	33	-	68	-	0%
Rome, Italy	-	-	2	-	2	-	0%
Seibersdorf, Austria	-	-	20	-	20	-	0%
Seoul, Korea	-	-	-	-	-	-	n/a
Stockholm, Sweden	-	-	1	-	1	-	0%
Sydney, Australia	-	-	-	-	-	-	n/a
Tokyo, Japan	-	-	-	-	-	-	n/a
Salt Lake City, USA	867	-	3977	-	4844	-	0%
Warsaw, Poland	-	-	-	-	-	-	n/a
<b>Totals</b>	<b>1,034</b>	<b>0</b>	<b>4,821</b>	<b>0</b>	<b>5,855</b>	<b>0</b>	<b>0%</b>

**Table 10: GnRH Tests Conducted per Laboratory (Urine)**

**GnRH**

Laboratory	IC		OOC		Total Samples	Total AAFs	% AAF
	Samples	AAF	Samples	AAF			
Ankara, Turkey	2	-	5	-	7	-	0%
Barcelona, Spain	2	-	4	-	6	-	0%
Beijing, China	427	-	1446	-	1873	-	0%
Bloemfontein, South Africa	49	-	63	-	112	-	0%
Bucharest, Romania	144	-	232	-	376	-	0%
Cologne, Germany	673	-	2899	-	3572	-	0%
Doha, Qatar	17	-	31	-	48	-	0%
Dresden, Germany	652	-	1505	-	2157	-	0%
Ghent, Belgium	782	-	766	-	1548	-	0%
Havana, Cuba	-	-	-	-	-	-	n/a
Lausanne, Switzerland	196	-	1104	-	1300	-	0%
London, UK	53	-	1359	-	1412	-	0%
Los Angeles, USA	-	-	5	-	5	-	n/a
Madrid, Spain	460	-	378	-	838	-	0%
Montreal, Canada	2001	-	2640	-	4641	-	0%
Oslo, Norway	90	-	228	-	318	-	0%
Paris, France	1295	-	2454	-	3749	-	0%
Rio de Janeiro, Brazil	1520	-	363	-	1883	-	0%
Rome, Italy	1	-	6	-	7	-	0%
Seibersdorf, Austria	1	-	20	-	21	-	0%
Seoul, Korea	-	-	-	-	-	-	n/a
Stockholm, Sweden	264	-	739	-	1003	-	0%
Sydney, Australia	133	-	627	-	760	-	0%
Tokyo, Japan	-	-	3	-	3	-	0%
Salt Lake City, USA	867	-	3977	-	4844	-	0%
Warsaw, Poland	-	-	6	-	6	-	0%
<b>Totals</b>	<b>9,629</b>	<b>0</b>	<b>20,860</b>	<b>0</b>	<b>30,489</b>	<b>0</b>	<b>0%</b>

**Table 11: Insulin Tests Conducted per Laboratory (Urine and Blood)**

**Insulin (Urine)**

Laboratory	IC		OOC		Total Samples	Total AAFs	% AAF
	Samples	AAF	Samples	AAF			
Ankara, Turkey	-	-	-	-	-	-	n/a
Barcelona, Spain	-	-	-	-	-	-	n/a
Beijing, China	-	-	-	-	-	-	n/a
Bloemfontein, South Africa	-	-	-	-	-	-	n/a
Bucharest, Romania	-	-	-	-	-	-	n/a
Cologne, Germany	120	-	729	-	849	-	0.0%
Doha, Qatar	-	-	-	-	-	-	n/a
Dresden, Germany	53	-	277	-	330	-	0%
Ghent, Belgium	2	-	-	-	2	-	n/a
Havana, Cuba	-	-	-	-	-	-	n/a
Lausanne, Switzerland	-	-	-	-	-	-	n/a
London, UK	-	-	-	-	-	-	n/a
Los Angeles, USA	-	-	-	-	-	-	n/a
Madrid, Spain	-	-	-	-	-	-	n/a
Montreal, Canada	-	-	-	-	-	-	n/a
Oslo, Norway	-	-	-	-	-	-	n/a
Paris, France	3	-	4	-	7	-	n/a
Rio de Janeiro, Brazil	35	-	33	-	68	-	0%
Rome, Italy	5	-	-	-	5	-	0%
Seibersdorf, Austria	-	-	-	-	-	-	0%
Seoul, Korea	-	-	-	-	-	-	n/a
Stockholm, Sweden	-	-	-	-	-	-	n/a
Sydney, Australia	-	-	-	-	-	-	n/a
Tokyo, Japan	-	-	-	-	-	-	n/a
Salt Lake City, USA	-	-	-	-	-	-	n/a
Warsaw, Poland	-	-	-	-	-	-	n/a
<b>Totals</b>	<b>218</b>	<b>0</b>	<b>1,043</b>	<b>0</b>	<b>1,261</b>	<b>0</b>	<b>0</b>

**Insulin (Blood)**

Laboratory	IC		OOC		Total Samples	Total AAFs	% AAF
	Samples	AAF	Samples	AAF			
Cologne, Germany	-	-	15	-	15	-	0%
London, UK	-	-	1	-	1	-	0%
<b>Totals</b>	<b>0</b>	<b>0</b>	<b>16</b>	<b>0</b>	<b>16</b>	<b>0</b>	<b>0%</b>

**Table 12: IGF-I Analogs Tests Conducted per Laboratory (Urine and Blood)**

**IGF-I (Urine)**

Laboratory	IC		OOC		Total Samples	Total AAFs	% AAF
	Samples	AAF	Samples	AAF			
Ankara, Turkey	-	-	-	-	-	-	n/a
Barcelona, Spain	-	-	-	-	-	-	n/a
Beijing, China	-	-	-	-	-	-	n/a
Bloemfontein, South Africa	-	-	-	-	-	-	n/a
Bucharest, Romania	-	-	-	-	-	-	n/a
Cologne, Germany	120	-	729	-	849	-	0%
Doha, Qatar	-	-	-	-	-	-	n/a
Dresden, Germany	-	-	-	-	-	-	n/a
Ghent, Belgium	-	-	-	-	-	-	n/a
Havana, Cuba	-	-	-	-	-	-	n/a
Lausanne, Switzerland	-	-	-	-	-	-	n/a
London, UK	-	-	-	-	-	-	n/a
Los Angeles, USA	-	-	-	-	-	-	n/a
Madrid, Spain	-	-	-	-	-	-	n/a
Montreal, Canada	-	-	-	-	-	-	n/a
Oslo, Norway	-	-	-	-	-	-	n/a
Paris, France	-	-	-	-	-	-	n/a
Rio de Janeiro, Brazil	35	-	33	-	68	-	0%
Rome, Italy	-	-	-	-	-	-	n/a
Seibersdorf, Austria	-	-	-	-	-	-	n/a
Seoul, Korea	-	-	-	-	-	-	n/a
Stockholm, Sweden	-	-	-	-	-	-	n/a
Sydney, Australia	-	-	-	-	-	-	n/a
Tokyo, Japan	-	-	-	-	-	-	n/a
Salt Lake City, USA	-	-	-	-	-	-	n/a
Warsaw, Poland	-	-	-	-	-	-	n/a
<b>Totals</b>	<b>155</b>	<b>0</b>	<b>762</b>	<b>0</b>	<b>917</b>	<b>0</b>	<b>0%</b>

**IGF-I (Blood)**

Laboratory	IC		OOC		Total Samples	Total AAFs	% AAF
	Samples	AAF	Samples	AAF			
Cologne, Germany	-	-	15	-	15	-	0%
<b>Totals</b>	<b>0</b>	<b>0</b>	<b>15</b>	<b>0</b>	<b>15</b>	<b>0</b>	<b>0%</b>



**Table 13: hGH Isoforms Tests Conducted per Laboratory (Blood)**

**hGH Isoforms**

Laboratory	IC			OOC			Total Samples	Total AAFs	% AAF
	Samples	ATF	AAF	Samples	ATF	AAF			
Ankara, Turkey	5	-	-	15	-	-	20	-	0%
Barcelona, Spain	40	-	-	179	-	-	219	-	0%
Beijing, China	23	-	-	74	-	-	97	-	0%
Bloemfontein, South Africa	2	-	-	22	-	-	24	-	0%
Bucharest, Romania	27	-	-	119	-	-	146	-	0%
Cologne, Germany	204	-	-	1710	-	-	1914	-	0%
Doha, Qatar	72	-	-	61	-	-	133	-	0%
Dresden, Germany	142	-	-	515	-	-	657	-	0%
Ghent, Belgium	67	-	-	182	-	1	249	1	0.4%
Havana, Cuba	6	-	-	39	-	-	45	-	0%
Lausanne, Switzerland	2	-	-	100	-	-	102	-	0%
London, UK	-	-	-	29	-	-	29	-	0%
Los Angeles, USA	-	-	-	-	-	-	-	-	n/a
Madrid, Spain	30	-	-	22	-	-	52	-	0%
Montreal, Canada	21	-	-	178	-	-	199	-	0%
Oslo, Norway	13	-	-	151	-	-	164	-	0%
Paris, France	9	-	-	294	-	-	303	-	0%
Rio de Janeiro, Brazil	100	-	-	38	-	-	138	-	0%
Rome, Italy	62	-	-	599	-	-	661	-	0%
Seibersdorf, Austria	153	-	-	759	2	-	912	-	0%
Seoul, Korea	-	-	-	170	-	-	170	-	0%
Stockholm, Sweden	54	-	-	192	-	-	246	-	0%
Sydney, Australia	17	-	-	384	-	-	401	-	0%
Tokyo, Japan	37	-	-	47	-	-	84	-	0%
Salt Lake City, USA	61	-	-	406	-	-	467	-	0%
Warsaw, Poland	-	-	-	77	2	-	77	-	0%
<b>Totals</b>	<b>1,147</b>	<b>0</b>	<b>0</b>	<b>6,362</b>	<b>4</b>	<b>1</b>	<b>7,509</b>	<b>1</b>	<b>0.01%</b>

**Table 14: hGH Biomarkers Tests Conducted per Laboratory (Blood)**

**hGH Biomarkers**

Laboratory	IC			OOC			Total Samples	Total AAFs	% AAF
	Samples	ATF	AAF	Samples	ATF	AAF			
Ankara, Turkey	5	-	-	4	-	-	9	-	0%
Barcelona, Spain	-	-	-	6	-	-	6	-	0%
Beijing, China	53	-	-	92	-	-	145	-	0%
Bloemfontein, South Africa	-	-	-	-	-	-	-	-	n/a
Bucharest, Romania	-	-	-	-	-	-	-	-	n/a
Cologne, Germany	-	-	-	-	-	-	-	-	n/a
Doha, Qatar	-	-	-	-	-	-	-	-	n/a
Dresden, Germany	6	-	-	266	-	-	272	-	0%
Ghent, Belgium	-	-	-	5	-	-	5	-	0%
Havana, Cuba	-	-	-	-	-	-	-	-	n/a
Lausanne, Switzerland	6	-	-	377	-	-	383	-	0%
London, UK	14	-	-	291	-	-	305	-	0%
Los Angeles, USA	-	-	-	-	-	-	-	-	n/a
Madrid, Spain	-	-	-	4	-	-	4	-	0%
Montreal, Canada	11	-	-	128	-	-	139	-	0%
Oslo, Norway	7	-	-	168	-	-	175	-	0%
Paris, France	3	-	-	25	-	-	28	-	0%
Rio de Janeiro, Brazil	2	-	-	9	-	-	11	-	0%
Rome, Italy	30	-	-	578	-	-	608	-	0%
Seibersdorf, Austria	3	-	-	74	-	-	77	-	0%
Seoul, Korea	148	-	-	15	-	-	163	-	0%
Stockholm, Sweden	1	-	-	58	-	-	59	-	0%
Sydney, Australia	-	-	-	-	-	-	-	-	n/a
Tokyo, Japan	15	-	-	58	-	-	73	-	0%
Salt Lake City, USA	34	-	-	61	-	-	95	-	0%
Warsaw, Poland	94	-	-	204	-	-	298	-	0%
<b>Totals</b>	<b>432</b>	<b>0</b>	<b>0</b>	<b>2,423</b>	<b>0</b>	<b>0</b>	<b>2,855</b>	<b>0</b>	<b>0</b>

**Table 15: HBOC Tests Conducted per Laboratory (Blood)\***

**HBOCs**

<b>Laboratory</b>	<b>IC</b>		<b>OOC</b>		<b>Total Samples</b>	<b>Total AAFs</b>	<b>% AAF</b>
	<b>Samples</b>	<b>AAF</b>	<b>Samples</b>	<b>AAF</b>			
Ankara, Turkey	-	-	-	-	-	-	n/a
Barcelona, Spain	-	-	-	-	-	-	n/a
Beijing, China	-	-	-	-	-	-	n/a
Bloemfontein, South Africa	-	-	-	-	-	-	n/a
Bucharest, Romania	-	-	-	-	-	-	n/a
Cologne, Germany	-	-	-	-	-	-	n/a
Doha, Qatar	-	-	-	-	-	-	n/a
Dresden, Germany	-	-	-	-	-	-	n/a
Ghent, Belgium	1	-	10	-	11	-	0%
Havana, Cuba	-	-	-	-	-	-	n/a
Lausanne, Switzerland	-	-	-	-	-	-	n/a
London, UK	-	-	-	-	-	-	n/a
Los Angeles, USA	-	-	-	-	-	-	n/a
Madrid, Spain	-	-	-	-	-	-	n/a
Montreal, Canada	-	-	-	-	-	-	n/a
Oslo, Norway	-	-	-	-	-	-	n/a
Paris, France	-	-	-	-	-	-	n/a
Rio de Janeiro, Brazil	-	-	-	-	-	-	n/a
Rome, Italy	-	-	-	-	-	-	n/a
Seibersdorf, Austria	-	-	1	-	1	-	0%
Seoul, Korea	-	-	-	-	-	-	n/a
Stockholm, Sweden	-	-	-	-	-	-	n/a
Sydney, Australia	17	-	384	-	401	-	0%
Tokyo, Japan	-	-	-	-	-	-	n/a
Salt Lake City, USA	-	-	-	-	-	-	n/a
Warsaw, Poland	94	-	252	-	346	-	0%
<b>Totals</b>	<b>112</b>	<b>0</b>	<b>647</b>	<b>0</b>	<b>759</b>	<b>0</b>	<b>0%</b>

\* The table contains only cases where HBOCs analyses was explicitly required and entered in ADAMS

**Table 16: HBT Tests Conducted per Laboratory (Blood)**

**HBT (Transfusion)**

Laboratory	IC		OOC		Total Samples	Total AAFs	% AAF
	Samples	AAF	Samples	AAF			
Ankara, Turkey	-	-	-	-	-	-	n/a
Barcelona, Spain	-	-	-	-	-	-	n/a
Beijing, China	-	-	-	-	-	-	n/a
Bloemfontein, South Africa	-	-	-	-	-	-	n/a
Bucharest, Romania	-	-	-	-	-	-	n/a
Cologne, Germany	2	-	31	-	33	-	0%
Doha, Qatar	-	-	-	-	-	-	n/a
Dresden, Germany	-	-	-	-	-	-	n/a
Ghent, Belgium	-	-	-	-	-	-	n/a
Havana, Cuba	-	-	-	-	-	-	n/a
Lausanne, Switzerland	-	-	-	-	-	-	n/a
London, UK	-	-	-	-	-	-	n/a
Los Angeles, USA	-	-	-	-	-	-	n/a
Madrid, Spain	-	-	-	-	-	-	n/a
Montreal, Canada	-	-	-	-	-	-	n/a
Oslo, Norway	-	-	-	-	-	-	n/a
Paris, France	-	-	-	-	-	-	n/a
Rio de Janeiro, Brazil	11	-	1	-	12	-	0%
Rome, Italy	-	-	3	-	3	-	0%
Seibersdorf, Austria	-	-	-	-	-	-	n/a
Seoul, Korea	-	-	-	-	-	-	n/a
Stockholm, Sweden	-	-	-	-	-	-	n/a
Sydney, Australia	-	-	-	-	-	-	n/a
Tokyo, Japan	-	-	-	-	-	-	n/a
Salt Lake City, USA	-	-	-	-	-	-	n/a
Warsaw, Poland	-	-	8	-	8	-	0%
<b>Totals</b>	<b>13</b>	<b>0</b>	<b>43</b>	<b>0</b>	<b>56</b>	<b>0</b>	<b>0%</b>

**Table 17: Summary - Substances Identified as AAFs in Each Drug Class in ADAMS (All Sports)**

Substance Group	Occurrences	% of all ADAMS reported findings
S1 Anabolic Agents	704	47%
S6 Stimulants	225	15%
S5 Diuretics and Other Masking Agents	213	14%
S4 Hormone and Metabolic Modulators	127	8%
S9 Glucocorticosteroids	69	5%
S3 Beta-2 Agonists	67	4%
S8 Cannabinoids	42	3%
S2 Peptide Hormones, Growth Factors and Related Substances	48	3%
S7 Narcotics	4	0.3%
P1 Beta-Blockers	14	0.9%
M1 Enhancement of Oxygen Transfer	0	0%
M2 Chemical and Physical Manipulation	0	0%
<b>TOTAL*</b>	<b>1513</b>	

**Table 18: Summary - Substances Identified as ATFs in Each Drug Class in ADAMS (All Sports)**

Substance Group	Occurrences	% of all ADAMS reported findings
S1 Anabolic Agents	174	80%
S2 Peptide Hormones, Growth Factors and Related Substances	40	18%
M2 Chemical and Physical Manipulation	2	1%
S9 Glucocorticosteroids	1	0.5%
<b>TOTAL*</b>	<b>217</b>	

\* The Adverse Analytical Findings (AAFs) and Atypical Findings (ATFs) in this report are not to be confused with adjudicated or sanctioned Anti-Doping Rule Violations (ADRVs), as the figures given in this report may contain findings that underwent the Therapeutic Use Exemption (TUE) approval process or multiple findings on the same *Athlete*.

**Table 19: Substances Identified as AAFs\* in Each Drug Class in ADAMS (All Sports)**

<b>S1.1 Anabolic Agents</b>	<b>Occurrences</b>	<b>% within drug class</b>
stanozolol	86	14%
dehydrochloromethyl-testosterone	76	13%
drostanolone	62	10%
metandienone	56	9%
19-norandrosterone (10 cases consistent with an exogenous origin) the GC/C/IRMS result is consistent with an exogenous origin	50	8%
oxandrolone	47	8%
trenbolone	37	6%
boldenone (12 cases consistent with an exogenous origin)	36	6%
metenolone	28	5%
mesterolone	23	4%
Boldenone IRMS	13	2%
methyltestosterone	12	2%
19-norandrosterone IRMS	10	2%
1-testosterone	10	1.7%
oxymetholone	9	1.5%
methasterone	9	1.5%
clostebol	8	1.3%
fluoxymesterone	6	1.0%
methyl-1-testosterone	4	0.7%
mestanolone	3	0.5%
methylclostebol	2	0.3%
1-androstenedione	2	0.3%
methyldienolone	1	0.2%
methylstenbolone	1	0.2%
17 $\alpha$ -methyl-5 $\beta$ -androstane-3 $\alpha$ ,17 $\beta$ -diol	1	0.2%
testosterone	1	0.2%
boldione (androsta-1,4-diene-3,17-dione)	1	0.2%
oxymesterone	1	0.2%
1-androsterone (3 $\alpha$ -hydroxy-5 $\alpha$ -androst-1-ene-17-one)	1	0.2%
<b>TOTAL*</b>	<b>597</b>	

\* The *Adverse Analytical Findings* (AAFs) in these tables are not to be confused with adjudicated or sanctioned Anti-Doping Rule Violations (ADRVs), as the figures given in this report may contain findings that underwent the Therapeutic Use Exemption (TUE) approval process or multiple findings on the same *Athlete*.

**Table 19: Substances Identified as AAFs\* in Each Drug Class in ADAMS (All Sports)**

<b>S1.2 Other Anabolic Agents</b>	<b>Occurrences</b>	<b>% within drug class</b>
SARMS enobosarm (ostarine)	37	35%
clenbuterol	31	29%
SARMS LGD-4033 (ligandrol)	29	27%
SARMS RAD140	4	4%
zilpaterol	2	2%
zeranol	2	2%
SARMS S4 (andarine)	1	0.9%
tibolone	1	0.9%
<b>TOTAL*</b>	<b>107</b>	

<b>S.2 Peptide Hormones, Growth Factors and Related Substances</b>	<b>Occurrences</b>	<b>% within drug class</b>
erythropoietin (EPO)	28	58%
ibutamoren	7	15%
darbepoetin (dEPO)	4	8%
ipamorelin	2	4%
human Chorionic Gonadotrophin (hCG)	2	4%
GHRP-2 (pralmorelin)	2	4%
GHRP-6	2	4%
Growth Hormone (hGH)	1	2%
<b>TOTAL*</b>	<b>48</b>	

<b>S.3 Beta-2 Agonists</b>	<b>Occurrences</b>	<b>% within drug class</b>
terbutaline	28	42%
higenamine	26	39%
vilanterol	8	12%
salbutamol	3	4%
fenoterol	1	1%
procaterol	1	1%
<b>TOTAL*</b>	<b>67</b>	

\* The *Adverse Analytical Findings* (AAFs) in these tables are not to be confused with adjudicated or sanctioned Anti-Doping Rule Violations (ADRVs), as the figures given in this report may contain findings that underwent the Therapeutic Use Exemption (TUE) approval process or multiple findings on the same *Athlete*.

**Table 19: Substances Identified as AAFs\* in Each Drug Class in ADAMS (All Sports)**

<b>S.4 Hormone and Metabolic Modulators</b>	<b>Occurrences</b>	<b>% within drug class</b>
tamoxifen	28	22%
meldonium	26	20%
clomifene	22	17%
letrozole	17	13%
anastrozole	16	13%
GW1516	12	9%
trimetazidine	3	2%
exemestane	2	2%
androstatrienedione	1	0.8%
<b>TOTAL*</b>	<b>127</b>	

<b>S.5 Diuretics and Other Masking Agents</b>	<b>Occurrences</b>	<b>% within drug class</b>
furosemide	61	29%
hydrochlorothiazide	47	22%
canrenone	23	11%
dorzolamide	21	10%
chlorothiazide	12	6%
spironolactone	9	4%
acetazolamide	8	4%
triamterene	8	4%
4-amino-6-chloro-1,3-benzenedisulfonamide (ACB)	5	2%
brinzolamide	5	2%
torasemide	4	2%
indapamide	4	2%
amiloride	2	1%
probenecid	2	1%
bumetanide	1	0%
metolazone	1	0.5%
<b>TOTAL*</b>	<b>213</b>	

\* The *Adverse Analytical Findings* (AAFs) in these tables are not to be confused with adjudicated or sanctioned Anti-Doping Rule Violations (ADRVs), as the figures given in this report may contain findings that underwent the Therapeutic Use Exemption (TUE) approval process or multiple findings on the same *Athlete*.



**Table 19: Substances Identified as AAFs\* in Each Drug Class in ADAMS (All Sports)**

<b>S.6 Stimulants</b>	<b>Occurrences</b>	<b>% within drug class</b>
methylphenidate	49	22%
cocaine	33	15%
amfetamine	29	13%
5-methylhexan-2-amine (1,4-dimethylpentylamine)	15	7%
Octodrine (1,5-dimethylhexylamine)	14	6%
heptaminol	13	6%
4-methylhexan-2-amine (methylhexaneamine)	11	5%
mephentermine	11	5%
phentermine	10	4%
ephedrine	7	3%
oxilofrine (methysynephrine)	5	2%
methylenedioxyamphetamine	4	2%
fonturacetam [4-phenylpiracetam (carphedon)]	3	1%
sibutramine	3	1%
tuaminoheptane	3	1%
cathine	2	1%
d-amfetamine/dextroamfetamine	2	1%
lisdexamfetamine (L-lysine-dextroamphetamine)	2	1%
tenamfetamine (methylenedioxyamphetamine)	1	0%
methcathinone (ephedrone)	1	0%
levmethamphetamine	1	0%
N,N-Dimethylphenethylamine	1	0.4%
strychnine	1	0.4%
cathinone and its analogues	1	0.4%
isometheptene	1	0.4%
hydroxyamphetamine (parahydroxyamphetamine)	1	0.4%
methamphetamine (D-)	1	0.4%
<b>TOTAL*</b>	<b>225</b>	

<b>S.7 Narcotics</b>	<b>Occurrences</b>	<b>% within drug class</b>
oxycodone	3	75%
morphine	1	25%
<b>TOTAL*</b>	<b>4</b>	

<b>S.8 Cannabinoids</b>	<b>Occurrences</b>	<b>% within drug class</b>
carboxy-THC	42	100%
<b>TOTAL*</b>	<b>42</b>	

\* The *Adverse Analytical Findings* (AAF) in these tables are not to be confused with adjudicated or sanctioned Anti-Doping Rule Violations (ADRVs), as the figures given in this report may contain findings that underwent the Therapeutic Use Exemption (TUE) approval process or multiple findings on the same *Athlete*.

**Table 19: Substances Identified as AAFs\* in Each Drug Class in ADAMS (All Sports)**

<b>S.9 Glucocorticosteroids</b>	<b>Occurrences</b>	<b>% within drug class</b>
triamcinolone acetonide	16	23%
prednisolone	16	23%
betamethasone	14	20%
prednisone	13	19%
dexamethasone	6	9%
methylprednisolone	4	5.8%
<b>TOTAL*</b>	<b>69</b>	

<b>P1. Beta-Blockers</b>	<b>Occurrences</b>	<b>% within drug class</b>
propranolol	10	71%
bisoprolol	2	14%
atenolol	1	7%
metoprolol	1	7%
<b>TOTAL*</b>	<b>14</b>	

<b>M1. Chemical and Physical Manipulation</b>	<b>Occurrences</b>	<b>% within drug class</b>
homologous blood transfusion	0	n/a
<b>TOTAL*</b>	<b>0</b>	

<b>M2. Chemical and Physical Manipulation</b>	<b>Occurrences</b>	<b>% within drug class</b>
chemical and physical manipulation	0	n/a
<b>TOTAL*</b>	<b>0</b>	

\* The *Adverse Analytical Findings* (AAFs) in these tables are not to be confused with adjudicated or sanctioned Anti-Doping Rule Violations (ADRVs), as the figures given in this report may contain findings that underwent the Therapeutic Use Exemption (TUE) approval process or multiple findings on the same *Athlete*.

**Table 20: Substances Identified as ATFs\* in Each Drug Class in ADAMS (All Sports)**

<b>S1 Anabolic Agents</b>	<b>Occurrences</b>	<b>% within drug class</b>
boldenone	46	49%
GC/C/IRMS results are inconclusive	24	26%
19-norandrosterone	20	22%
metandienone	2	2%
7-keto-DHEA	1	1%
<b>TOTAL*</b>	<b>93</b>	

<b>S1.2 Other Anabolic Agents</b>	<b>Occurrences</b>	<b>% within drug class</b>
clenbuterol	81	100%
<b>TOTAL*</b>	<b>81</b>	

<b>S2 Peptide Hormones, Growth Factors and Related Substances</b>	<b>Occurrences</b>	<b>% within drug class</b>
luteinizing hormone (LH)	30	75%
erythropoietin (EPO)	5	13%
growth hormone (hGH)	4	10%
insulin-like Growth Factor (IGF-1)	1	3%
<b>TOTAL*</b>	<b>40</b>	

\* The *Adverse Analytical Findings* (AAFs) in these tables are not to be confused with adjudicated or sanctioned Anti-Doping Rule Violations (ADRVs), as the figures given in this report may contain findings that underwent the Therapeutic Use Exemption (TUE) approval process or multiple findings on the same *Athlete*.

**Table 21: Total Laboratory AAFs\* per Drug Class as Reported in ADAMS (All Sports)**

Laboratory	Anabolic Agents	Peptide Hormones, Growth Factors, Related Substances and Mimetics	Beta-2 Agonists	Hormone and Metabolic Modulators	Diuretics and Masking Agents	Stimulants	Narcotics	Cannabinoids	Glucocorticoids	Beta-Blockers	Manipulation of Blood and Blood Components	Chemical and Physical Manipulation	Total Findings per Lab	% of total Findings
	S1.	S2.	S3.	S4.	S5.	S6.	S7.	S8.	S9.	P1.	M1.	M2.		
Ankara, Turkey	43	-	-	11	16	6	-	-	-	-	-	-	76	5.0%
Barcelona, Spain	29	-	5	5	15	7	-	-	1	11	-	-	73	4.8%
Beijing, China	23	7	-	3	11	3	1	-	-	-	-	-	48	3.2%
Bloemfontein, South Africa	13	-	1	1	4	4	-	-	4	-	-	-	27	1.8%
Bucharest, Romania	27	-	2	8	7	-	-	-	1	-	-	-	45	3.0%
Cologne, Germany	39	2	4	11	11	22	-	1	5	-	-	-	95	6.3%
Doha, Qatar	93	1	1	2	14	24	-	2	4	2	-	-	143	9.5%
Dresden, Germany	34	1	2	9	5	11	1	5	3	-	-	-	71	4.7%
Ghent, Belgium	36	7	2	6	14	27	-	1	8	-	-	-	101	6.7%
Havana, Cuba	9	-	-	-	3	1	-	-	-	-	-	-	13	0.9%
Lausanne, Switzerland	24	2	5	6	4	5	-	2	2	-	-	-	50	3.3%
London, UK	6	1	2	-	1	8	-	1	-	-	-	-	19	1.3%
Los Angeles, USA	30	-	3	7	11	7	1	2	1	-	-	-	62	4.1%
Madrid, Spain	16	3	1	3	10	15	-	1	4	-	-	-	53	3.5%
Montreal, Canada	20	2	1	4	1	4	-	-	2	-	-	-	34	2.2%
Oslo, Norway	4	-	9	1	1	11	-	4	-	-	-	-	30	2.0%
Paris, France	18	1	3	1	11	5	-	5	15	-	-	-	59	3.9%
Rio de Janeiro, Brazil	22	2	1	4	5	4	-	-	4	-	-	-	42	2.8%
Rome, Italy	15	1	-	1	6	8	-	5	5	-	-	-	41	2.7%
Seibersdorf, Austria	49	7	4	14	18	14	-	5	2	-	-	-	113	7.5%
Seoul, Korea	9	-	1	3	7	1	-	-	2	-	-	-	23	1.5%
Stockholm, Sweden	12	-	9	1	6	8	1	1	1	-	-	-	39	2.6%
Sydney, Australia	10	2	1	-	4	8	-	1	1	-	-	-	27	1.8%
Tokyo, Japan	6	2	1	1	-	-	-	-	1	1	-	-	12	0.8%
Salt Lake City, USA	85	5	5	15	20	12	-	5	-	-	-	-	147	9.7%
Warsaw, Poland	32	2	4	10	8	10	-	1	3	-	-	-	70	4.6%
<b>Total per Drug Class</b>	<b>704</b>	<b>48</b>	<b>67</b>	<b>127</b>	<b>213</b>	<b>225</b>	<b>4</b>	<b>42</b>	<b>69</b>	<b>14</b>	<b>0</b>	<b>0</b>	<b>1,513</b>	
<b>% of Drug Class</b>	<b>46.5%</b>	<b>3.2%</b>	<b>4.4%</b>	<b>8.4%</b>	<b>14.1%</b>	<b>14.9%</b>	<b>0.3%</b>	<b>2.8%</b>	<b>4.6%</b>	<b>0.9%</b>	<b>0%</b>	<b>0%</b>		

\* The Adverse Analytical Findings (AAFs) in this report are not to be confused with adjudicated or sanctioned Anti-Doping Rule Violations (ADRVs), as the figures given in this report may contain findings that underwent the Therapeutic Use Exemption (TUE) approval process or multiple findings on the same Athlete. This data details the number of occurrences of AAFs and therefore multiple AAFs may be linked to the same Sample.



# 2020 Anti-Doping Testing Figures by Sport

---

---

[Table of Contents](#)

---

[Total Samples Analyzed](#)

---

- Table 1 : Total Samples Analyzed in ASOIF Sports/Disciplines (Urine and Blood)
- Table 2 : Total Samples Analyzed in AIOWF Sports/Disciplines (Urine and Blood)
- Table 3 : Total Samples Analyzed in ARISF Sports/Disciplines (Urine and Blood)
- Table 4 : Total Samples Analyzed in AIMS Sports/Disciplines (Urine and Blood)
- Table 5 : Total Samples Analyzed in Sports for Athletes with an Impairment (Urine and Blood)
- Table 6 : Total Samples Analyzed in IPC Sports/Disciplines (Urine and Blood)
- Table 7 : Total Samples Analyzed in Other Sports/Disciplines from Code Signatories (Urine and Blood)
- Table 8 : Total Samples Analyzed in Other Sports/Disciplines (Urine and Blood)

[Sports Governed by ASOIF IFs - Tests Conducted:](#)

---

- Table 9 : GC/C/IRMS Tests Conducted in ASOIF Sports/Disciplines for Markers of the Steroid Profile (Urine)
- Table 10 : GC/C/IRMS Tests Conducted in ASOIF Sports/Disciplines for Other Targets (Urine)
- Table 11 : ESA Tests Conducted in ASOIF Sports/Disciplines (Urine)
- Table 12 : ESA Tests Conducted in ASOIF Sports/Disciplines (Blood)
- Table 13 : GHRF(GHS/GHRP) Tests Conducted in ASOIF Sports/Disciplines (Urine)
- Table 14 : GHRF(GHRH) Tests Conducted in ASOIF Sports/Disciplines (Urine)
- Table 15 : GnRH Tests Conducted in ASOIF Sports/Disciplines (Urine)
- Table 16 : Insulin Tests Conducted in ASOIF Sports/Disciplines (Urine and Blood)
- Table 17 : IGF-I Analogs Tests Conducted in ASOIF Sports/Disciplines (Urine and Blood)
- Table 18 : hGH Isoforms Tests Conducted in ASOIF Sports/Disciplines (Blood)
- Table 19 : hGH Biomarkers Tests Conducted in ASOIF Sports/Disciplines (Blood)
- Table 20 : HBOC Tests Conducted in ASOIF Sports/Disciplines (Blood)
- Table 21 : HBT Tests Conducted in ASOIF Sports/Disciplines (Blood)

[Sports Governed by AIOWF IFs - Tests Conducted:](#)

---

- Table 22 : GC/C/IRMS Tests Conducted in AIOWF Sports/Disciplines for Markers of the Steroid Profile (Urine)
- Table 23 : GC/C/IRMS Tests Conducted in AIOWF Sports/Disciplines for Other Targets (Urine)
- Table 24 : ESA Tests Conducted in AIOWF Sports/Disciplines (Urine and Blood)
- Table 25 : GHRF(GHS/GHRP) Tests Conducted in AIOWF Sports/Disciplines (Urine)
- Table 26 : GHRF(GHRH) Tests Conducted in AIOWF Sports/Disciplines (Urine)
- Table 27 : GnRH Tests Conducted in AIOWF Sports/Disciplines (Urine)
- Table 28 : Insulin Tests Conducted in AIOWF Sports/Disciplines (Urine and Blood)
- Table 29 : IGF-I Analogs Tests Conducted in AIOWF Sports/Disciplines (Urine and Blood)
- Table 30 : hGH Isoforms Tests Conducted in AIOWF Sports/Disciplines (Blood)
- Table 31 : hGH Biomarkers Tests Conducted in AIOWF Sports/Disciplines (Blood)
- Table 32 : HBOC Tests Conducted in AIOWF Sports/Disciplines (Blood)
- Table 33 : HBT Tests Conducted in AIOWF Sports/Disciplines (Blood)

## Table of Contents

---

### Sports Governed by ARISF IFs - Tests Conducted:

---

Table 34	: GC/C/IRMS Tests Conducted in ARISF Sports/Disciplines for Markers of the Steroid Profile (Urine)
Table 35	: GC/C/IRMS Tests Conducted in ARISF Sports/Disciplines for Other Targets (Urine)
Table 36	: ESA Tests Conducted in ARISF Sports/Disciplines (Urine and Blood)
Table 37	: GHRF(GHS/GHRP) Tests Conducted in ARISF Sports/Disciplines (Urine)
Table 38	: GHRF(GHRH) Tests Conducted in ARISF Sports/Disciplines (Urine)
Table 39	: GnRH Tests Conducted in ARISF Sports/Disciplines (Urine)
Table 40	: Insulin Tests Conducted in ARISF Sports/Disciplines (Urine and Blood)
Table 41	: IGF-I Analogs Tests Conducted in ARISF Sports/Disciplines (Urine and Blood)
Table 42	: hGH Isoforms Tests Conducted in ARISF Sports/Disciplines (Blood)
Table 43	: hGH Biomarkers Tests Conducted in ARISF Sports/Disciplines (Blood)
Table 44	: HBOC Tests Conducted in ARISF Sports/Disciplines (Blood)
Table 45	: HBT (Transfusion) Tests Conducted in ARISF Sports/Disciplines (Blood)

### Sports Governed by AIMS IFs - Tests Conducted:

---

Table 46	: GC/C/IRMS Tests Conducted in AIMS Sports/Disciplines for Markers of the Steroid Profile (Urine)
Table 47	: GC/C/IRMS Tests Conducted in AIMS Sports/Disciplines for Other Targets (Urine)
Table 48	: ESA Tests Conducted in AIMS Sports/Disciplines (Urine and Blood)
Table 49	: GHRF(GHS/GHRP) Tests Conducted in AIMS Sports/Disciplines (Urine)
Table 50	: GHRF(GHRH) Tests Conducted in AIMS Sports/Disciplines (Urine)
Table 51	: GnRH Tests Conducted in AIMS Sports/Disciplines (Urine)
Table 52	: Insulin Tests Conducted in AIMS Sports/Disciplines (Urine and Blood)
Table 53	: IGF-I Analogs Tests Conducted in AIMS Sports/Disciplines (Urine and Blood)
Table 54	: hGH Isoforms Tests Conducted in AIMS Sports/Disciplines (Blood)
Table 55	: hGH Biomarkers Tests Conducted in AIMS Sports/Disciplines (Blood)
Table 56	: HBOC Tests Conducted in AIMS Sports/Disciplines (Blood)
Table 57	: HBT Tests Conducted in AIMS Sports/Disciplines (Blood)

### Sports Governed by the IPC - Tests Conducted:

---

Table 58	: GC/C/IRMS Tests Conducted in IPC Sports/Disciplines for Markers of the Steroid Profile (Urine)
Table 59	: GC/C/IRMS Tests Conducted in IPC Sports/Disciplines for Other Targets (Urine)
Table 60	: ESA Tests Conducted in IPC Sports/Disciplines (Urine and Blood)
Table 61	: GHRF(GHS/GHRP) Tests Conducted in IPC Sports/Disciplines (Urine)
Table 62	: GHRF (GHRH) Tests Conducted in IPC Sports/Disciplines (Urine)
Table 63	: GnRH Tests Conducted in IPC Sports/Disciplines (Urine)
Table 64	: Insulin Tests Conducted in IPC Sports/Disciplines (Urine and Blood)
Table 65	: IGF-I Analogs Tests Conducted in IPC Sports/Disciplines (Urine and Blood)
Table 66	: hGH Isoforms Tests Conducted in IPC Sports/Disciplines (Blood)
Table 67	: hGH Biomarkers Tests Conducted in IPC Sports/Disciplines (Blood)
Table 68	: HBOC Tests Conducted in IPC Sports/Disciplines (Blood)
Table 69	: HBT Tests Conducted in IPC Sports/Disciplines (Blood)

Table of Contents

---

Sports for Athletes with an Impairment - Tests Conducted:

Table 70 : GC/C/IRMS Tests Conducted in Sports for Athletes with an Impairment for Markers of the Steroid Profile (Urine)  
Table 71 : GC/C/IRMS Tests Conducted in Sports for Athletes with an Impairment for Other Targets (Urine)  
Table 72 : ESA Tests Conducted in Sports for Athletes with an Impairment (Urine and Blood)  
Table 73 : GHRF(GHS/GHRP) Tests Conducted in Sports for Athletes with an Impairment (Urine)  
Table 74 : GHRF(GHRH) Tests Conducted in Sports for Athletes with an Impairment (Urine)  
Table 75 : GnRH Tests Conducted in Sports for Athletes with an Impairment (Urine)  
Table 76 : Insulin Tests Conducted in Sports for Athletes with an Impairment (Urine and Blood)  
Table 77 : IGF-I Analogs Tests Conducted in Sports for Athletes with an Impairment (Urine and Blood)  
Table 78 : hGH Isoforms Tests Conducted in Sports for Athletes with an Impairment (Blood)  
Table 79 : hGH Biomarkers Tests Conducted in Sports for Athletes with an Impairment (Blood)  
Table 80 : HBOC Tests Conducted in Sports for Athletes with an Impairment (Blood)  
Table 81 : HBT (Transfusion) Tests Conducted in Sports for Athletes with an Impairment (Blood)

Other Sports/Disciplines from Code Signatories - Tests Conducted:

Table 82 : GC/C/IRMS Tests Conducted in Other Sports/Disciplines from Code Signatories for Markers of the Steroid Profile (Urine)  
Table 83 : ESA Tests Conducted in Other Sports/Disciplines from Code Signatories (Urine and Blood)  
Table 84 : GHRF(GHS/GHRF) Tests Conducted in Other Sports/Disciplines from Code Signatories (Urine)  
Table 85 : GHRF(GHRH) Tests Conducted in Other Sports/Disciplines from Code Signatories (Urine)  
Table 86 : GnRH Tests Conducted in Other Sports/Disciplines from Code Signatories (Urine)  
Table 87 : Insulin Tests Conducted in Other Sports/Disciplines from Code Signatories (Urine and Blood)  
Table 88 : IGF-I Analogs Tests Conducted in Other Sports/Disciplines from Code Signatories (Urine)  
Table 89 : hGH Isoforms Tests Conducted in Other Sports/Disciplines from Code Signatories (Blood)  
Table 90 : hGH Biomarkers Tests Conducted in Other Sports/Disciplines from Code Signatories (Blood)  
Table 91 : HBOC Tests Conducted in Other Sports/Disciplines from Code Signatories (Blood)  
Table 92 : HBT Tests Conducted in Other Sports/Disciplines from Code Signatories (Blood)

Other Sports/Disciplines from Code Signatories - Military Sports -Tests Conducted:

Table 93 : GC/C/IRMS Tests Conducted in Other Sports/Disciplines from Code Signatories for Markers of the Steroid Profile - Military Sports (Urine)  
Table 94 : ESA Tests Conducted in Other Sports/Disciplines from Code Signatories - Military Sports (Urine and Blood)  
Table 95 : GHRF(GHS/GHRF) Tests Conducted in Other Sports/Disciplines from Code Signatories - Military Sports (Urine)  
Table 96 : GHRF(GHRH) Tests Conducted in Other Sports/Disciplines from Code Signatories - Military Sports (Urine)  
Table 97 : GnRH Tests Conducted in Other Sports/Disciplines from Code Signatories - Military Sports (Urine)  
Table 98 : Insulin Tests Conducted in Other Sports/Disciplines from Code Signatories - Military Sports (Urine and Blood)  
Table 99 : IGF-I Analogs Tests Conducted in Other Sports/Disciplines from Code Signatories - Military Sports (Urine)  
Table 100 : hGH Isoforms Tests Conducted in Other Sports/Disciplines from Code Signatories - Military Sports (Blood)  
Table 101 : hGH Biomarkers Tests Conducted in Other Sports/Disciplines from Code Signatories - Military Sports (Blood)  
Table 102 : HBOC Tests Conducted in Other Sports/Disciplines from Code Signatories - Military Sports (Blood)  
Table 103 : HBT Tests Conducted in Other Sports/Disciplines from Code Signatories - Military Sports (Blood)



---

[Table of Contents](#)

---

[Other Sports/Disciplines from Code Signatories - University Sports - Tests Conducted:](#)

---

Table 104 : GC/C/IRMS Tests Conducted in Other Sports/Disciplines from Code Signatories for Markers of the Steroid Profile - University Sports (Urine)

Table 105 : ESA Tests Conducted in Other Sports/Disciplines from Code Signatories - University Sports (Urine and Blood)

Table 106 : GHRF(GHS/GHRF) Tests Conducted in Other Sports/Disciplines from Code Signatories - University Sports (Urine)

Table 107 : GHRF(GHRH) Tests Conducted in Other Sports/Disciplines from Code Signatories - University Sports (Urine)

Table 108 : GnRH Tests Conducted in Other Sports/Disciplines from Code Signatories - University Sports (Urine)

Table 109 : Insulin Tests Conducted in Other Sports/Disciplines from Code Signatories - University Sports (Urine and Blood)

Table 110 : IGF-I Analogs Tests Conducted in Other Sports/Disciplines from Code Signatories - University Sports (Urine)

Table 111 : hGH Isoforms Tests Conducted in Other Sports/Disciplines from Code Signatories - University Sports (Blood)

Table 112 : hGH Biomarkers Tests Conducted in Other Sports/Disciplines from Code Signatories - University Sports (Blood)

Table 113 : HBOC Tests Conducted in Other Sports/Disciplines from Code Signatories - University Sports (Blood)

Table 114 : HBT (Transfusion) Tests Conducted in Other Sports/Disciplines from Code Signatories - University Sports (Blood)

[Other Sports/Disciplines \(Non-Code Signatories\) - Tests Conducted:](#)

---

Table 115 : GC/C/IRMS Tests Conducted in Other Sports/Disciplines for Markers of the Steroid Profile (Urine)

Table 116 : GC/C/IRMS Tests Conducted in Other Sports/Disciplines for Other Targets (Urine)

Table 117 : ESA Tests Conducted in Other Sports/Disciplines (Urine and Blood)

Table 118 : GHRF(GHS/GHRP) Tests Conducted in Other Sports/Disciplines (Urine)

Table 119 : GHRF(GHRH) Tests Conducted in Other Sports/Disciplines (Urine)

Table 120 : GnRH Tests Conducted in Other Sports/Disciplines (Urine)

Table 121 : Insulin Tests Conducted in Other Sports/Disciplines (Urine and Blood)

Table 122 : IGF-I Analogs Tests Conducted in Other Sports/Disciplines (Urine and Blood)

Table 123 : hGH Isoforms Tests Conducted in Other Sports/Disciplines (Blood)

Table 124 : hGH Biomarkers Tests Conducted in Other Sports/Disciplines (Blood)

Table 125 : HBOC Tests Conducted in Other Sports/Disciplines (Blood)

Table 126 : HBT Tests Conducted in Other Sports/Disciplines (Blood)

[Total AAFs per Drug Class](#)

---

Table 127 : Total AAFs per Drug Class as Reported in ASOIF Sports

Table 128 : Total AAFs per Drug Class as Reported in AIOWF Sports

Table 129 : Total AAFs per Drug Class as Reported in ARISF Sports

Table 130 : Total AAFs per Drug Class as Reported in AIMS Sports

Table 131 : Total AAFs per Drug Class as Reported in IPC Sports

Table 132 : Total AAFs per Drug Class as Reported in Sports for Athletes with an Impairment

Table 133 : Total AAFs per Drug Class in Other Sports - Code Signatories

Table 134 : Total AAFs per Drug Class in Other Sports - Code Signatories - Military Sports

Table 135 : Total AAFs per Drug Class in Other Sports - Code Signatories - University Sports

Table 136 : Total AAFs per Drug Class in Sports from Non-Code Signatories

Table 137 : Total AAFs per Drug Class in Non-Code Signatory Sports

## Terms and Abbreviations

IC	In-Competition
OOC	Out-of-Competition
Sample	Any biological material collected for the purposes of Doping Control*
AAF	Adverse Analytical Finding
ATF	Atypical Finding
GC/C/IRMS	Gas Chromatograph/Carbon/Isotope Ratio Mass Spectrometry (e.g. "IRMS")
ESA	Erythropoiesis Stimulating Agent**
hGH Isoforms	Human Growth Hormone Isoform Differential Immunoassay
hGH Biomarkers	Human Growth Hormone Biomarkers
GHRF (GHS/GHRP)	Growth Hormone Releasing Factors (Growth Hormone Secretagogues/GH-Releasing Peptides)
GHRF (GHRH)	Growth Hormone Releasing Factors (Growth Hormone Releasing Hormone)
GnRH	Gonadotrophin Releasing Hormones
HBT	Homologous Blood Transfusion
HBOC	Haemoglobin Based Oxygen Carrier
IGF-I	Insulin-like Growth Factor-I (and its analogues)
ABP	Athlete Biological Passport
IOC	International Olympic Committee
ASOIF	Association of Summer Olympic International Federations
AIOWF	Association of International Olympic Winter Sports Federations
ARISF	Association of IOC Recognized International Sports Federations
AIMS	Alliance of Independent Recognized Members of Sport
NADO	National Anti-Doping Organization
RADO	Regional Anti-Doping Organization
NOC	National Olympic Committee
MEO	Major Event Organization
IF	International Federation
NF	National Federation
IPC	International Paralympic Committee***
Other Sports	Sports/disciplines connected with organizations which are outside of the categories in Tables 1-7.
Code Signatories	Sports/disciplines connected with organizations which are outside of the categories in Tables 1-7 but are signatories to the Code.
Sports for Athletes with an Impairment	Sports and disciplines under the governance of the respective Olympic IFs or independent IFs which govern sports for athletes with an impairment
ADAMS	Anti-Doping Administration and Management System
TA	Testing Authority
SCA	Sample Collection Authority
IBSA	International Blind Sports Federation
CISS	International Committee of Sports for the Deaf
INAS	International Sports Federation for Persons with Intellectual Disability
CPIRSA	Cerebral Palsy International Sports and Recreation Association
-	a "dash" represents "0" (no data) in tables compiling the number of Samples, ATFs or AAFs
( R )	A discipline which is discontinued in ADAMS based on request of the governing IF, being an event under an existing discipline or being no longer necessary for administrative purposes

\* Biological material limited to urine and blood in this report

\*\* Including recombinant erythropoietins (i.e. epoetins) and their analogues (e.g. darbepoetin, pegserpoetin, peginesatide, CERA, EPO-Fc)

\*\*\* Limited to sport/disciplines under the governance of the IPC (others are compiled under the category "Sports for Athletes with an Impairment").

*This report compiles data as recorded in ADAMS in Sept 2021 (plus supplemental data after Stakeholder consultation)*

**Table 1: Total Samples Analyzed in ASOIF Sports/Disciplines (Urine and Blood)**

Sports	Disciplines	Urine						Blood						Sub Total	Total Samples	Total AAFs	% AAF
		Samples	IC ATF	AAF	Samples	ATF	AAF	Samples	IC ATF	AAF	Samples	ATF	AAF				
Aquatics	Swimming Middle Distance 200-400m	734	-	6	2197	2	-	22	-	-	224	-	-	3177	9,715	25	0.3%
	Swimming Sprint 100m or less	896	-	11	1959	3	3	43	-	-	196	-	-	3094			
	Water Polo	410	-	3	641	-	-	9	-	-	73	-	-	1133			
	Swimming Long Distance 800m or greater	168	-	1	678	-	0	13	-	-	64	-	-	923			
	Open Water	114	-	-	406	-	0	6	-	-	36	-	-	562			
	Diving	96	-	1	318	-	0	1	-	-	13	-	-	428			
	Artistic Swimming	52	-	-	327	-	-	-	-	-	17	-	-	396			
Archery	Swimming	1	-	-	1	-	-	-	-	-	-	-	2	451	5	1.1%	
	Archery	110	-	1	175	-	-	-	-	1	-	-	286				
	Recurve	51	1	3	73	1	1	-	-	-	-	-	124				
	Compound	25	-	-	16	-	-	-	-	-	-	-	41				
Athletics	Long Distance 3000m or greater	2245	12	29	3534	15	8	51	-	-	352	-	-	6182	18,326	104	0.6%
	Sprint 400m or less	1363	2	19	2838	6	21	56	-	-	262	-	-	4519			
	Throws	756	-	10	1468	2	1	35	-	-	171	-	-	2430			
	Jumps	777	-	7	1422	2	-	26	-	-	132	-	-	2357			
	Middle Distance 800-1500m	638	2	2	1201	-	4	21	-	-	129	-	-	1989			
	Combined Events	257	-	2	421	-	-	10	-	-	58	-	-	746			
	Athletics	27	-	-	-	-	-	-	-	-	-	-	-	27			
	Race Walk	8	-	-	3	-	-	-	-	-	3	-	-	14			
	High Jump (R)	-	-	-	12	-	-	-	-	-	-	-	-	12			
	Track	11	-	-	-	-	-	-	-	-	-	-	-	11			
	Cross Country	10	-	-	-	-	-	-	-	-	-	-	-	10			
	Discus Throwing (R)	-	-	-	9	-	-	-	-	-	-	-	-	9			
	Road Running	9	-	-	-	-	-	-	-	-	-	-	-	9			
	Shot-put (R)	1	-	-	4	-	-	-	-	-	-	-	-	5			
	Marathon	3	-	1	1	-	-	-	-	-	-	-	-	4			
Half Marathon	2	-	-	-	-	-	-	-	-	-	-	-	2				
Badminton	-	285	1	1	668	-	3	20	-	-	203	-	-	1,176	4	0.3%	
Basketball	Basketball	1510	1	15	1250	4	2	18	-	-	148	-	-	2926	3,183	17	0.5%
	3 on 3	40	-	-	195	1	-	-	-	-	22	-	-	257			
Boxing	-	748	1	14	1729	-	6	20	-	-	159	-	-	2,656	20	0.8%	
Canoe / Kayak	Middle Distance 500m	162	-	2	719	-	1	4	-	-	89	-	-	974	3,121	12	0.4%
	Long Distance 1000m	156	-	1	512	2	1	7	-	-	60	-	-	735			
	Sprint 200m	166	-	2	421	2	2	21	-	-	45	-	-	653			
	Canoe Slalom	168	-	-	409	-	-	-	-	-	37	-	-	614			
	Marathon	41	-	2	11	-	-	4	-	-	-	-	-	56			
	Wildwater	8	-	-	26	-	-	-	-	-	3	-	-	37			
	Freestyle	1	-	-	23	-	-	-	-	-	6	-	-	30			
	Canoe Polo	10	-	-	-	-	-	-	-	-	-	-	-	10			
	Dragon Boat	4	-	-	4	-	-	-	-	-	-	-	-	8			
Ocean Racing	4	-	1	-	-	-	-	-	-	-	-	-	4				

**Table 1: Total Samples Analyzed in ASOIF Sports/Disciplines (Urine and Blood) - continued**

Sports	Disciplines	Urine						Blood						Sub Total	Total Samples	Total AAFs	% AAF
		Samples	IC ATF	AAF	Samples	IC ATF	AAF	Samples	IC ATF	AAF	Samples	IC ATF	AAF				
Cycling	Road	2734	6	39	4819	-	10	306	-	-	680	4	-	8539	13,844	88	0.6%
	Mountain Bike - Cross Country	802	2	15	541	-	1	82	-	-	87	-	2	1512			
	Track Endurance	447	1	-	761	-	2	18	-	-	119	-	-	1345			
	Track Sprint	329	1	4	654	-	-	18	-	-	107	-	-	1108			
	Cyclo-Cross	420	-	5	202	-	2	29	-	-	17	-	-	668			
	BMX	126	1	1	306	1	3	6	-	-	27	-	-	465			
	Mountain Bike - Down Hill	125	-	3	21	-	-	2	-	-	5	-	-	153			
	Mountain Bike	6	-	-	11	-	-	-	-	-	2	-	-	19			
	Trials	13	-	-	5	-	-	-	-	-	-	-	-	18			
	Track	10	-	-	-	-	-	-	-	-	-	-	-	10			
	Cycle-Ball	4	-	-	-	-	-	-	-	-	-	-	-	4			
	Cycling	3	-	1	-	-	-	-	-	-	-	-	-	3			
Equestrian	Jumping	62	-	1	74	-	-	-	-	-	4	-	-	140	317	4	1.3%
	Dressage	37	-	1	50	-	-	-	-	-	-	-	-	87			
	Eventing	26	-	1	44	-	-	-	-	-	1	-	-	71			
	Endurance	7	-	-	3	-	-	1	-	-	-	-	-	11			
	Vaulting	6	-	1	1	-	-	1	-	-	-	-	-	8			
Fencing	Epee	91	-	1	317	-	1	-	-	-	15	-	-	423	1,230	4	0.3%
	Foil	110	1	-	301	-	-	-	-	-	10	-	-	421			
	Sabre	84	-	-	294	-	2	-	-	-	8	-	-	386			
Field Hockey	Field Hockey	193	-	1	380	-	0	10	-	-	17	-	-	600	646	2	0.3%
	Indoor	40	-	1	1	-	-	5	-	-	-	-	-	46			
Football	Football	13268	6	51	7429	5	14	176	-	-	757	-	-	21630	22,006	66	0.3%
	Futsal	302	-	1	64	-	-	-	-	-	6	-	-	372			
	Beach Football	-	-	-	4	-	-	-	-	-	-	-	-	4			
Golf	-	113	-	1	38	-	-	1	-	-	2	-	-	-	154	1	0.6%
Gymnastics	Artistic	218	-	-	1034	-	1	11	-	-	77	-	-	1340	2,055	5	0.2%
	Rhythmic	75	-	3	285	-	-	1	-	-	9	-	-	370			
	Trampoline	42	-	-	154	-	-	1	-	-	2	-	-	199			
	Acrobatic	11	-	1	64	1	-	1	-	-	6	-	-	82			
	Aerobic	21	-	-	20	-	-	1	-	-	3	-	-	45			
	Tumbling	2	-	-	12	-	-	-	-	-	1	-	-	15			
	TeamGym	-	-	-	2	-	-	-	-	-	-	-	-	2			
Parkour	-	-	-	2	-	-	-	-	-	-	-	-	2				
Handball	Indoor	1097	-	5	1326	3	7	19	-	-	140	-	-	2582	2,591	12	0.5%
	Beach	4	-	-	4	-	-	-	-	-	1	-	-	9			
Judo	-	661	-	8	1898	-	1	11	-	-	160	2	-	2730	2,730	9	0.3%
Modern Pentathlon	-	107	-	-	284	-	1	-	-	-	26	-	-	-	417	1	0.2%
Rowing	-	636	-	7	2444	4	2	39	-	-	264	-	-	3383	3,383	9	0.3%
Rugby Union	Fifteens	866	-	9	2293	3	10	7	-	-	299	-	-	3465	4,317	24	0.6%
	Sevens	216	-	4	574	-	1	2	-	-	59	-	-	851			
	Rugby Union	1	-	-	-	-	-	-	-	-	-	-	-	1			

**Table 1: Total Samples Analyzed in ASOIF Sports/Disciplines (Urine and Blood) - continued**

Sports	Disciplines	Urine						Blood						Sub Total	Total Samples	Total AAFs	% AAF
		Samples	IC ATF	AAF	Samples	ATF	AAF	Samples	IC ATF	AAF	Samples	ATF	AAF				
Sailing	Sailing	102	-	-	202	-	-	-	-	-	7	-	-	311	440	0	0%
	Laser-R	8	-	-	18	-	-	-	-	-	-	-	26				
	49er crew	5	-	-	15	-	-	-	-	-	-	-	20				
	RS:X	8	-	-	8	-	-	-	-	-	-	-	16				
	49er helm	7	-	-	7	-	-	-	-	-	2	-	16				
	NACRA 17	7	-	-	6	-	-	-	-	-	-	-	13				
	49erFX	5	-	-	7	-	-	-	-	-	-	-	12				
	Laser-S	3	-	-	5	-	-	-	-	-	-	-	8				
	470 crew	3	-	-	4	-	-	-	-	-	-	-	7				
	470 helm	3	-	-	3	-	-	-	-	-	-	-	6				
	Finn	1	-	-	3	-	-	-	-	-	-	-	4				
	Laser (R)	-	-	-	-	-	-	-	-	-	1	-	1				
Shooting	Shooting	175	-	1	377	2	1	-	-	-	1	-	553	881	4	0.5%	
	Rifle	90	-	-	45	-	-	-	-	-	2	-	137				
	Pistol	79	-	2	38	-	-	-	-	-	1	-	118				
	Shotgun	37	-	-	32	-	-	-	-	-	-	-	69				
	Running Target	4	-	-	-	-	-	-	-	-	-	-	4				
Table Tennis	-	261	-	4	367	-	-	2	-	-	14	-	-	644	4	1%	
Taekwondo	Sparring	254	1	1	671	2	-	22	-	-	31	-	978	1,017	2	0.2%	
	Poomsae	19	-	1	14	-	-	-	-	-	-	-	33				
	Taekwondo	-	-	-	6	-	-	-	-	-	-	-	6				
Tennis	-	1712	23	4	1032	-	2	4	-	-	239	-	-	2,987	6	0.2%	
Triathlon	Triathlon	606	0	3	1290	3	5	18	-	-	167	-	2081	2,239	9	0.4%	
	Duathlon	56	0	0	29	-	-	-	-	-	1	-	86				
	Long Distance	12	-	-	25	-	-	-	-	-	1	-	38				
	Winter Triathlon	22	-	-	4	-	-	-	-	-	-	-	26				
	Cross Triathlon	4	-	1	3	-	-	-	-	-	-	-	7				
	Aquathlon	1	-	-	-	-	-	-	-	-	-	-	1				
Volleyball	Volleyball	929	-	13	780	3	2	5	-	-	35	-	1749	2,112	16	0.8%	
	Beach	122	-	-	213	-	1	4	-	-	18	-	357				
	Hall (R)	1	-	-	5	-	-	-	-	-	-	-	6				
Weightlifting	-	1994	5	62	4380	10	27	210	-	-	749	-	-	7,333	89	1.2%	
Wrestling	Wrestling	405	-	12	1220	1	5	29	-	-	87	2	1741	3,749	41	1.1%	
	Freestyle	216	-	9	568	2	3	14	-	-	32	-	830				
	Greco-Roman	186	-	2	519	-	-	11	-	-	73	-	789				
	Women's Freestyle	65	-	2	243	-	-	2	-	-	35	-	345				
	Grappling	24	-	4	-	-	-	-	-	-	-	-	24				
	Traditional Wrestling	16	-	3	1	-	-	-	-	-	-	-	17				
	Pankration	-	-	-	2	-	-	-	-	-	-	-	2				
	Icelandic Wrestling	-	-	-	1	-	-	-	-	-	-	-	1				
<b>Totals</b>		<b>42,824</b>	<b>67</b>	<b>423</b>	<b>62,530</b>	<b>80</b>	<b>157</b>	<b>1,456</b>	<b>0</b>	<b>0</b>	<b>6,910</b>	<b>8</b>	<b>3</b>	<b>113,720</b>	<b>583</b>	<b>0.51%</b>	

**Table 2: Total Samples Analyzed in AIOWF Sports/Disciplines (Urine and Blood)**

Sports	Disciplines	Urine						Blood						Sub Total	Total Samples	Total AAFs	% AAF
		IC			OOC			IC			OOC						
		Samples	ATF	AAF	Samples	ATF	AAF	Samples	ATF	AAF	Samples	ATF	AAF				
<b>Biathlon</b>	-	563	-	2	1331	-	1	62	-	-	324	-	-	-	<b>2,280</b>	<b>3</b>	0.1%
<b>Bobsleigh</b>	Bobsleigh	226	-	1	528	4	0	17	-	-	88	-	-	859	<b>1,187</b>	<b>1</b>	0.1%
	Skeleton	113	-	-	181	1	-	6	-	-	28	-	-	328			
<b>Curling</b>	-	92	-	-	125	2	-	-	-	-	-	-	-	<b>217</b>	<b>0</b>	0.0%	
<b>Ice Hockey</b>	-	1187	1	11	1020	1	2	54	-	-	87	-	-	2348	<b>2,348</b>	<b>13</b>	0.6%
<b>Luge</b>	-	119	-	1	341	-	-	10	-	-	53	-	-	-	<b>523</b>	<b>1</b>	0.2%
<b>Skating</b>	Speed Skating 1500m or less	264	-	1	431	-	1	28	-	-	50	-	-	773	<b>2,631</b>	<b>7</b>	0.3%
	Short Track	219	-	1	477	-	-	2	-	-	61	-	-	759			
	Speed Skating greater than 1500m	251	-	-	357	2	-	29	-	-	68	-	-	705			
	Figure Skating	171	-	2	195	1	2	2	-	-	10	-	-	378			
	Synchronized Skating	6	-	-	10	-	-	-	-	-	-	-	-	16			
<b>Skiing</b>	Cross-Country	528	-	-	1282	-	2	10	-	-	284	-	-	2104	<b>4,591</b>	<b>4</b>	0.1%
	Alpine	169	-	-	701	-	-	4	-	-	116	-	-	990			
	Nordic Combined	74	-	-	283	1	-	1	-	-	77	-	-	435			
	Freestyle	132	-	0	259	-	-	-	-	-	9	-	-	400			
	Snowboard	89	-	0	273	-	1	2	-	-	13	-	1	377			
	Ski Jumping	94	-	-	181	-	-	1	-	-	9	-	-	285			
<b>Totals</b>		<b>4,297</b>	<b>1</b>	<b>19</b>	<b>7,975</b>	<b>12</b>	<b>9</b>	<b>228</b>	<b>0</b>	<b>0</b>	<b>1277</b>	<b>0</b>	<b>1</b>	<b>13,777</b>	<b>29</b>	<b>0.21%</b>	

**Table 3: Total Samples Analyzed in ARISF Sports/Disciplines (Urine and Blood)**

Sports	Disciplines	Urine						Blood						Sub Total	Total Samples	Total AAFs	% AAF
		IC			OOC			IC			OOC						
		Samples	ATF	AAF	Samples	ATF	AAF	Samples	ATF	AAF	Samples	ATF	AAF				
Air Sports	Parachuting	6	-	-	1	-	-	-	-	-	-	-	-	7	22	0	0%
	Gliding	6	-	-	1	-	-	-	-	-	-	-	-	7			
	Aeromodelling	-	-	-	2	-	-	-	-	-	-	-	-	2			
	Ballooning	-	-	-	1	-	-	-	-	-	-	-	-	1			
	Microlight and Paramotor	-	-	-	1	-	-	-	-	-	-	-	-	1			
	General Aviation	-	-	-	1	-	-	-	-	-	-	-	-	1			
	Rotorcraft	-	-	-	1	-	-	-	-	-	-	-	-	1			
	Aerobatic	-	-	-	1	-	-	-	-	-	-	-	-	1			
Hang Gliding & Paragliding	-	-	-	1	-	-	-	-	-	-	-	-	1				
American Football	-	145	1	4	152	2	3	-	-	-	4	-	-	301	7	2.3%	
Automobile	Automobile Sports	80	1	1	29	-	-	-	-	-	-	-	-	109	159	1	0.6%
	Rally	27	-	-	1	-	-	-	-	-	-	-	-	28			
	Karting	9	-	-	1	-	-	-	-	-	-	-	-	10			
	Formula 1	8	-	-	-	-	-	-	-	-	-	-	-	8			
	Auto Cross	4	-	-	-	-	-	-	-	-	-	-	-	4			
Bandy	-	61	-	-	8	-	-	-	-	-	-	-	-	69	0	0%	
Baseball/Softball	Baseball	151	-	-	260	2	2	1	-	-	23	-	-	435	623	4	0.3%
	Softball	57	-	1	122	-	1	-	-	-	9	-	-	188			
Basque Pelota	-	7	-	1	-	-	-	-	-	-	-	-	-	7	1	14%	
Billiards	Pool	12	-	-	3	-	-	-	-	-	-	-	-	15	29	1	3.4%
	Billiards (R)	7	-	1	3	-	-	-	-	-	-	-	-	10			
	Snooker	2	-	-	2	-	-	-	-	-	-	-	-	4			
Boules Sports	Petanque	22	-	2	-	-	-	-	-	-	-	-	-	22	33	2	6.1%
	Lawn Bowl (R)	5	-	-	5	-	-	-	-	-	-	-	-	10			
	Boules Sports	-	-	-	1	-	-	-	-	-	-	-	-	1			
Bowling	-	6	-	-	-	-	-	-	-	-	-	-	-	6	0	0%	
Bridge	-	9	-	-	-	-	-	-	-	-	-	-	-	9	0	0%	
Cheer	-	1	-	-	14	-	-	-	-	-	-	-	-	15	0	0%	
Chess	-	16	-	-	2	-	-	-	-	-	-	-	-	18	0	0%	
Cricket	Cricket	223	-	1	590	-	1	-	-	-	46	-	-	859	869	2	0.2%
	Twenty20	6	-	-	2	-	-	-	-	-	-	-	-	8			
	One Day International	-	-	-	2	-	-	-	-	-	-	-	-	2			
DanceSport	DanceSport	33	-	-	50	-	-	1	-	-	-	-	-	84	102	0	0%
	Standard	9	-	-	2	-	-	-	-	-	-	-	-	11			
	Latin	5	-	-	1	-	-	1	-	-	-	-	-	7			
Floorball	-	128	1	2	89	-	-	-	-	-	6	-	-	223	2	0.9%	
Flying Disc	Ultimate	2	-	-	-	-	-	1	-	-	-	-	-	3	0	0%	
Icestocksport	Icestocksport Target	27	-	-	3	-	-	-	-	-	-	-	-	30	52	0	0%
	Icestocksport Distance	8	-	-	9	-	-	2	-	-	3	-	-	22			

**Table 3: Total Samples Analyzed in ARISF Sports/Disciplines (Urine and Blood) - continued**

Sports	Disciplines	Urine						Blood						Sub Total	Total Samples	Total AAFs	% AAF
		IC			OOC			IC			OOC						
		Samples	ATF	AAF	Samples	ATF	AAF	Samples	ATF	AAF	Samples	ATF	AAF				
<b>Karate</b>	-	267	1	2	592	-	1	7	-	-	34	-	-	-	<b>900</b>	<b>3</b>	0.3%
<b>Kickboxing</b>	Kickboxing	71	-	5	107	1	-	7	-	-	5	-	-	190	<b>256</b>	<b>7</b>	2.7%
	Full Contact	2	-	1	23	-	-	-	-	-	2	-	-	27			
	K1 Rules	7	-	1	7	-	-	-	-	-	1	-	-	15			
	Light Contact	6	-	-	2	-	-	-	-	-	2	-	-	10			
	Low Kick	4	-	-	2	-	-	-	-	-	1	-	-	7			
	Kick Light	3	-	-	3	-	-	-	-	-	1	-	-	7			
<b>Korfball</b>	-	30	-	-	6	-	-	1	-	-	3	-	-	-	<b>40</b>	<b>0</b>	0%
<b>Life Saving</b>	-	54	-	1	71	-	-	2	-	-	5	-	-	-	<b>132</b>	<b>1</b>	1%
<b>Motorcycling</b>	Road Racing	52	-	-	-	-	-	-	-	-	-	-	-	52	<b>168</b>	<b>3</b>	1.8%
	Motocross	29	-	-	8	-	1	-	-	-	-	-	-	37			
	Motorcycle Racing	28	1	1	3	-	-	-	-	-	-	-	-	31			
	Speedway	21	1	-	-	-	-	-	-	-	-	-	-	21			
	Trial	8	-	-	1	-	-	-	-	-	-	-	-	9			
	Road Racing Endurance	9	-	-	-	-	-	-	-	-	-	-	-	9			
	Enduro	6	-	1	-	-	-	-	-	-	-	-	-	6			
	Track Racing	2	-	-	1	-	-	-	-	-	-	-	-	3			
<b>Mountaineering and Climbing</b>	Climbing	4	-	-	13	-	-	-	-	-	1	-	-	18	<b>68</b>	<b>0</b>	0%
	Ice Climbing	14	-	-	3	-	-	-	-	-	-	-	-	17			
	Ski Mountaineering	8	-	-	4	-	-	3	-	-	-	-	-	15			
	Skyrunning	13	-	-	2	-	-	-	-	-	-	-	-	15			
	Mountaineering and Climbing	3	-	-	-	-	-	-	-	-	-	-	-	3			
<b>Muaythai</b>	-	38	1	1	75	-	3	-	-	-	1	-	-	-	<b>114</b>	<b>4</b>	3.5%
<b>Netball</b>	-	38	-	-	84	-	-	-	-	-	2	-	-	-	<b>124</b>	<b>0</b>	0.0%
<b>Orienteering</b>	Orienteering	34	-	-	61	-	-	-	-	-	8	-	-	103	<b>214</b>	<b>0</b>	0%
	Foot Orienteering	23	-	-	44	-	-	-	-	-	1	-	-	68			
	Ski Orienteering	20	-	-	4	-	-	1	-	-	-	-	-	25			
	Mountain Bike Orienteering	9	-	-	8	-	-	-	-	-	1	-	-	18			
<b>Polo</b>	-	-	-	3	-	-	-	-	-	-	-	-	-	-	<b>3</b>	<b>0</b>	0%
<b>Powerboating</b>	Aquabike	-	-	-	4	-	-	-	-	-	1	-	-	5	<b>7</b>	<b>1</b>	14%
	Offshore	2	-	1	-	-	-	-	-	-	-	-	-	2			
<b>Racquetball</b>	-	9	-	-	6	-	-	-	-	-	-	-	-	-	<b>15</b>	<b>0</b>	0%
<b>Roller Sports</b>	Skateboarding	29	-	-	99	-	-	-	-	-	1	-	-	129	<b>316</b>	<b>1</b>	0.3%
	Inline Speed Skating Distance greater than 1000m	39	-	1	26	-	-	7	-	-	7	-	-	79			
	Inline Speed Skating Sprint 1000m or less	46	-	-	19	1	-	5	-	-	5	-	-	75			
	Hockey	4	-	-	16	-	-	1	-	-	2	-	-	23			
	Artistic	4	-	-	3	-	-	-	-	-	-	-	-	7			
	Inline Freestyle	2	-	-	-	-	-	-	-	-	-	-	-	2			
<b>Ski Mountaineering</b>	-	54	-	-	74	-	-	4	-	-	7	-	-	-	<b>139</b>	<b>0</b>	0%



**Table 3: Total Samples Analyzed in ARISF Sports/Disciplines (Urine and Blood) - continued**

Sports	Disciplines	Urine						Blood						Sub Total	Total Samples	Total AAFs	% AAF
		IC			OOC			IC			OOC						
		Samples	ATF	AAF	Samples	ATF	AAF	Samples	ATF	AAF	Samples	ATF	AAF				
Sport Climbing	Boulder	42	-	-	66	-	-	-	-	-	10	-	-	118	365	1	0%
	Sport Climbing	30	-	1	51	-	-	2	-	-	5	-	-	88			
	Speed	26	-	-	43	-	-	-	-	-	2	-	-	71			
	Combined	12	-	-	30	-	-	-	-	-	1	-	-	43			
	Lead	20	-	-	5	-	-	-	-	-	1	-	-	26			
	Mountain Running	17	-	-	-	-	-	2	-	-	-	-	-	19			
Squash	-	60	-	-	87	-	1	1	-	-	5	-	-	-	153	1	0.7%
Sumo	-	8	-	-	9	-	-	-	-	-	-	-	-	-	17	0	0%
Surfing	-	22	-	-	91	-	-	-	-	-	2	-	-	-	115	0	0%
Tug of War	-	30	-	1	8	-	-	2	-	-	-	-	-	-	40	1	2.5%
Underwater Sports	Finswimming Pool	54	-	-	25	-	-	2	-	-	-	-	-	81	151	8	5.3%
	Apnoea (all subdisciplines)	29	-	7	9	-	-	-	-	-	1	-	-	39			
	UW Orienteering	-	-	-	13	-	-	-	-	-	-	-	-	13			
	UW Rugby	9	-	-	3	-	-	-	-	-	-	-	-	12			
	Spearfishing	2	-	-	-	-	-	1	-	-	-	-	-	3			
	Finswimming Open Water	-	-	-	2	-	-	-	-	-	-	-	-	2			
Water Skiing	Free Diving	1	-	1	-	-	-	-	-	-	-	-	-	1	62	0	0%
	Wakeboard Boat	6	-	-	8	-	-	2	-	-	-	-	-	16			
	Tournament	6	-	-	6	-	-	-	-	-	1	-	-	13			
	Cableski	4	-	-	9	-	-	-	-	-	-	-	-	13			
	Slalom (R)	6	-	-	-	-	-	-	-	-	-	-	-	6			
	Cable Wakeboard	-	-	-	4	-	-	-	-	-	1	-	-	5			
	Racing Water Ski	1	-	-	4	-	-	-	-	-	-	-	-	5			
	Barefoot	-	-	-	3	-	-	-	-	-	-	-	-	3			
Wushu	Tricks & Jumps (R)	1	-	-	-	-	-	-	-	-	-	-	-	1	84	1	1.2%
	Sanda	5	-	1	54	-	-	-	-	-	-	-	-	59			
	Taolu	-	-	-	25	-	-	-	-	-	-	-	-	25			
<b>Totals</b>		<b>2,465</b>	<b>7</b>	<b>39</b>	<b>3,291</b>	<b>6</b>	<b>13</b>	<b>56</b>	<b>0</b>	<b>0</b>	<b>211</b>	<b>0</b>	<b>0</b>	<b>6,023</b>	<b>52</b>	<b>0.86%</b>	

**2020 Anti-Doping Testing Figures**  
**Samples Analyzed and Reported by Accredited Laboratories in ADAMS**

**Table 4: Total Samples Analyzed in AIMS Sports/Disciplines (Urine and Blood)**

Sports	Disciplines	Urine						Blood						Sub Total	Total Samples	Total AAFs	% AAF
		IC Samples	ATF	AAF	OOC Samples	ATF	AAF	IC Samples	ATF	AAF	OOC Samples	ATF	AAF				
Aikido	-	2	-	-	-	-	-	-	-	-	-	-	-	-	2	0	0%
Arm Wrestling	-	18	-	-	29	-	2	-	-	-	-	-	-	-	47	2	4.3%
Bodybuilding	Fitness	68	2	16	97	1	10	5	-	-	3	-	-	173	344	66	19%
	Bodybuilding	111	1	37	47	-	3	8	-	-	5	-	-	171			
Darts	-	-	-	-	1	-	-	-	-	-	-	-	-	-	1	0	0%
Dragon Boat	-	-	-	-	25	-	-	-	-	-	1	-	-	-	26	0	0%
Fistball	-	-	-	-	8	-	-	-	-	-	1	-	-	-	9	0	0%
Go	-	2	-	-	-	-	-	-	-	-	-	-	-	-	2	0	0%
Jiu-Jitsu	Ju-Jitsu	32	-	-	88	-	-	-	-	-	2	-	-	122	123	0	0%
	Beltwrestling	-	-	-	1	-	-	-	-	-	-	-	-	1			
Kendo	-	2	-	-	4	-	-	-	-	-	-	-	-	-	6	0	0%
Lacrosse	-	4	-	-	3	-	-	-	-	-	-	-	-	-	7	0	0%
Minigolf	-	-	-	-	8	-	-	-	-	-	-	-	-	-	8	0	0%
Powerlifting	Powerlifting	604	4	52	868	1	21	43	-	-	128	1	-	1643	1775	78	4.4%
	Bench Press	66	-	4	2	-	-	-	-	-	-	-	-	68			
	Force Athletique	37	-	1	24	-	-	1	-	-	2	-	-	64			
Sambo	-	141	1	5	92	1	-	14	-	-	2	-	-	-	249	5	2%
Savate	Savate	8	-	-	7	-	-	-	-	-	-	-	-	15	22	0	0%
	Savate Combat	5	-	-	1	-	-	-	-	-	-	-	-	6			
	Savate Assaut	-	-	-	1	-	-	-	-	-	-	-	-	1			
Sepaktakraw	-	-	-	-	19	-	-	-	-	-	-	-	-	-	19	0	0%
Sleddog	-	6	-	-	-	-	-	-	-	-	-	-	-	-	6	0	0%
Soft Tennis	-	17	-	-	-	-	-	-	-	-	-	-	-	-	17	0	0%
Sport Fishing	-	4	-	-	-	-	-	-	-	-	-	-	-	-	4	0	0%
<b>Totals</b>		<b>1,127</b>	<b>8</b>	<b>115</b>	<b>1,325</b>	<b>3</b>	<b>36</b>	<b>71</b>	<b>-</b>	<b>-</b>	<b>144</b>	<b>1</b>	<b>-</b>	<b>2,667</b>	<b>151</b>	<b>5.7%</b>	

**Table 5: Total Samples Analyzed in Sports for Athletes with an Impairment (Urine and Blood)**

Sports		Urine						Blood						Sub	Total Samples	Total AAFs	% AAF
		IC		OOC		IC		OOC									
Aquatics	CISS Swimming Middle Distance 200-400m	2	-	-	5	-	-	1	-	-	1	-	-	9	25	0	0%
	CISS Swimming Sprint 100m or less	-	-	-	6	-	-	-	-	-	-	-	-	6			
	INAS Swimming Sprint 100m or less	-	-	-	4	-	-	-	-	-	-	-	-	4			
	INAS Swimming Middle Distance 200-400m	-	-	-	4	-	-	-	-	-	-	-	-	4			
	CISS Swimming Long Distance 800m and greater	-	-	-	1	-	-	-	-	-	-	-	-	1			
	INAS Swimming Long Distance 800m and greater	1	-	-	-	-	-	-	-	-	-	-	-	1			
Archery	Para-Archery	11	-	1	32	-	-	-	-	-	-	-	-	-	43	1	2.3%
Athletics	CISS Sprint 400m or less	3	-	-	14	-	-	-	-	-	-	-	-	17	53	0	0.0%
	CISS Long Distance 3000m and greater	8	-	-	7	-	-	-	-	-	1	-	-	16			
	INAS Sprint 400m or less	5	-	-	1	-	-	-	-	-	-	-	-	6			
	INAS Long Distance 3000m and greater	3	-	-	-	-	-	-	-	-	-	-	-	3			
	INAS Middle Distance 800-1500m	3	-	-	-	-	-	-	-	-	-	-	-	3			
	CISS Middle Distance 800-1500m	2	-	-	1	-	-	-	-	-	-	-	-	3			
	INAS Jumps	3	-	-	-	-	-	-	-	-	-	-	-	3			
	INAS Throws	-	-	-	1	-	-	-	-	-	-	-	-	1			
CISS Combined Events	1	-	-	-	-	-	-	-	-	-	-	-	1				
Badminton	Para-Badminton	4	-	-	70	-	-	-	-	-	22	-	-	-	96	0	0%
Basketball	Wheelchair Basketball	30	-	-	81	1	-	-	-	-	-	-	-	-	111	0	0%
Bobsleigh	Para-Bobsleigh	-	-	-	1	1	-	-	-	-	-	-	-	-	1	0	0%
Boccia	Para-Boccia	2	-	-	11	-	-	-	-	-	-	-	-	-	13	0	0%
Canoe / Kayak	Para-Canoe Sprint	5	-	-	83	-	1	-	-	-	6	-	-	-	94	1	1.1%
Curling	Wheelchair Curling	13	-	-	28	-	-	-	-	-	-	-	-	-	41	0	0%
	Para-Cycling Road	30	-	2	188	-	1	-	-	-	15	-	-	233	513	6	0.6%
Cycling	Para-Cycling	24	-	2	131	-	-	-	-	-	13	-	-	168			
	Para-Cycling Track Sprint	17	-	-	36	-	-	-	-	-	-	-	-	53			
	Para-Cycling Track Endurance	26	-	1	14	-	-	-	-	-	4	-	-	44			
	CISS Cycling Road	7	-	-	1	-	-	-	-	-	-	-	-	8			
CISS Mountain Bike	6	-	-	1	-	-	-	-	-	-	-	-	7				
Equestrian	Para-Equestrian	5	-	-	6	-	-	-	-	-	-	-	-	-	11	0	0%
Fencing	Wheelchair Fencing	12	-	-	28	-	-	-	-	-	-	-	-	-	40	0	0%
Football	CISS Football	-	-	-	10	-	-	-	-	-	-	-	-	-	10	0	0%
Football 5-a-Side	Para-Football 5-a-side	4	-	-	2	-	-	-	-	-	-	-	-	-	6	0	0%
Football 7-a-Side	Para-Football 7-a-side	2	-	-	3	-	-	-	-	-	-	-	-	-	5	0	0%
Goalball	-	24	-	2	21	-	1	1	-	-	-	-	-	-	46	3	6.5%
Handball	Wheelchair Handball	-	-	-	3	-	-	-	-	-	-	-	-	-	3	0	0%
Ice Hockey	CISS Ice Hockey	-	-	-	1	-	-	-	-	-	-	-	-	-	1	0	0%
Judo	Para-Judo	6	-	-	50	-	1	1	-	-	2	-	-	59	70	1	1.4%
	CISS Judo	4	-	-	7	-	-	-	-	-	-	-	-	11			
Karate	CISS Karate	-	-	-	3	-	-	-	-	-	-	-	-	-	3	0	0%

\*\* Sports and disciplines under the governance of the respective ASOIF and AIOWF IFs.

**Table 5: Total Samples Analyzed in Sports for Athletes with an Impairment (Urine and Blood) - continued**

Sports	Disciplines	Urine						Blood						Sub Total	Total Samples	Total AAFs	% AAF
		IC			OOC			IC			OOC						
		Samples	ATF	AAF	Samples	ATF	AAF	Samples	ATF	AAF	Samples	ATF	AAF				
Luge	Para-Luge	-	-	-	2	-	-	-	-	-	-	-	-	-	2	0	0%
Sitting Volleyball (R)	ParaVolley Sitting	6	-	-	58	-	1	-	-	-	-	-	-	64	68	1	1.5%
ParaVolley	Sitting Volleyball (R)	4	-	-	-	-	-	-	-	-	-	-	-	4			
Rowing	Para-Rowing	18	-	1	124	-	-	-	-	-	7	-	-	-	149	1	0.7%
Other Rugby	Wheelchair Rugby	10	-	-	38	-	-	-	-	-	-	-	-	-	48	0	0%
Table Tennis	Para-Table Tennis	10	-	-	61	-	-	1	-	-	1	-	-	73	74	0	0%
	CISS Table Tennis	-	-	-	1	-	-	-	-	-	-	-	-	1			
Taekwondo	Para-Taekwondo-Kyorugi	17	-	-	82	-	1	3	-	-	4	-	-	106			
	CISS Taekwondo	-	-	-	1	-	-	-	-	-	-	-	-	1	108	1	1%
	Para-Taekwondo Poomsae	-	-	-	1	-	-	-	-	-	-	-	-	1			
Tennis	Wheelchair Tennis	19	-	-	67	-	-	-	-	-	34	-	-	-	120	0	0%
Triathlon	Para-Triathlon	47	-	1	136	-	4	-	-	-	9	-	-	-	192	5	2.6%
Volleyball	CISS Beach Volleyball	-	-	-	2	-	-	-	-	-	-	-	-	-	2	0	0%
Wrestling	CISS Wrestling Freestyle	-	-	-	12	-	-	-	-	-	-	-	-	12			
	CISS Greco-Roman Wrestling	5	-	1	-	-	-	-	-	-	-	-	-	5	17	1	0%
<b>Totals</b>		<b>399</b>	<b>0</b>	<b>11</b>	<b>1,440</b>	<b>2</b>	<b>10</b>	<b>7</b>	<b>0</b>	<b>0</b>	<b>119</b>	<b>0</b>	<b>0</b>		<b>1,965</b>	<b>21</b>	<b>1.1%</b>

\*\* Sports and disciplines under the governance of the respective ASOIF and AIOWF IFs.

**Table 6: Total Samples Analyzed in IPC Sports/Disciplines (Urine and Blood)**

Sports	Disciplines	Urine						Blood						Sub Total	Total per Sport	Total AAFs	% AAF
		IC Samples	ATF	AAF	OOO Samples	ATF	AAF	IC Samples	ATF	AAF	OOO Samples	ATF	AAF				
<b>Para-Alpine Skiing</b>	-	19	-	-	76	-	1	-	-	-	1	-	-	-	<b>96</b>	<b>1</b>	<b>1%</b>
	Running Sprints 400m or less All Classes	75	1	-	349	-	4	-	-	-	15	-	-	439			
	Standing Throws All Classes	43	-	-	238	1	-	-	-	-	11	-	-	292			
	Wheelchair Racing - All Distances All Classes	48	-	-	101	-	1	-	-	-	9	-	-	158			
	Running Middle Distance 800m - 1500m All Classes	14	-	-	121	-	-	-	-	-	12	-	-	147			
	Jumping - All Classes	27	-	2	114	-	-	-	-	-	2	-	-	143			
<b>Para-Athletics</b>	Running Endurance - greater than 1500m All Classes	21	-	1	56	-	-	-	-	-	1	-	-	78			
	Seated Throws - Classes: F31-F34/F51-F53	22	-	-	51	-	-	-	-	-	3	-	-	76	<b>1402</b>	<b>10</b>	<b>0.7%</b>
	Seated Throws - Classes: F54-F57	12	-	1	43	1	1	-	-	-	-	-	-	55			
	Long Distance 3000m and greater	2	-	-	5	-	-	-	-	-	-	-	-	7			
	Throws (R)	-	-	-	3	-	-	-	-	-	-	-	-	3			
	Combined Events (R)	-	-	-	1	-	-	-	-	-	-	-	-	1			
<b>Athletics</b>	IPC Long Distance 3000m+ (R)	-	-	-	2	-	-	-	-	-	-	-	-	2			
	IPC Jumps (R)	-	-	-	1	-	-	-	-	-	-	-	-	1			
<b>Para-Biathlon</b>	-	1	-	-	12	-	-	1	-	-	-	-	-	-	<b>14</b>	<b>0</b>	<b>0%</b>
<b>Para-DanceSport</b>	-	-	-	-	2	-	-	-	-	-	-	-	-	-	<b>2</b>	<b>0</b>	<b>0%</b>
<b>Para-Ice Hockey</b>	-	12	-	1	24	-	-	1	-	-	1	-	-	-	<b>38</b>	<b>1</b>	<b>2.6%</b>
	Para-Nordic Skiing	19	-	-	137	-	2	-	-	-	5	-	-	161			
<b>Para-Nordic Skiing</b>	Para-Biathlon	-	-	-	84	-	-	-	-	-	-	-	-	84	<b>303</b>	<b>3</b>	<b>1%</b>
	Para-Cross Country Skiing Middle/Long Distance	12	-	-	36	-	1	2	-	-	1	-	-	51			
	Para-Cross Country Skiing Sprint/Short Distance	-	-	-	7	-	-	-	-	-	-	-	-	7			
<b>Para-Powerlifting</b>	-	143	1	4	336	2	3	12	-	-	14	-	-	505	<b>511</b>	<b>7</b>	<b>1.4%</b>
<b>Powerlifting</b>	IPC Powerlifting (R)	-	-	-	6	-	-	-	-	-	-	-	-	6			
<b>Para-Snowboard</b>	-	4	-	-	28	-	1	-	-	-	-	-	-	-	<b>32</b>	<b>1</b>	<b>3.1%</b>
	Classes: S4/SB4/SM4 – S9/SB8/SM9	40	-	-	305	-	-	4	-	-	8	-	-	357			
	Classes: S10/SB9/SM10 - S14/SB14	35	-	1	234	-	1	1	-	-	3	-	-	273			
	Classes: S1/SB1/SM1 - S3/SB3/SM3	13	-	-	54	-	1	-	-	-	-	-	-	67			
<b>Para-Swimming</b>	Para-Swimming	4	-	-	-	-	-	-	-	-	-	-	-	4	<b>711</b>	<b>3</b>	<b>0%</b>
	Sprint 100m or less (R)	-	-	-	4	-	-	-	-	-	-	-	-	4			
	Middle Distance 200-400m (R)	-	-	-	1	-	-	-	-	-	-	-	-	1			
<b>Aquatics</b>	IPC Swimming Sprint 100m or less (R)	1	-	-	3	-	-	-	-	-	-	-	-	4			
	IPC Swimming Long Distance 800m and greater (R)	-	-	-	1	-	-	-	-	-	-	-	-	1			
<b>Shooting Para Sport</b>	-	9	-	-	24	-	-	-	-	-	-	-	-	-	<b>33</b>	<b>0</b>	<b>0%</b>
	<b>Totals</b>	<b>576</b>	<b>2</b>	<b>10</b>	<b>2,459</b>	<b>4</b>	<b>16</b>	<b>21</b>	<b>-</b>	<b>-</b>	<b>86</b>	<b>-</b>	<b>-</b>	<b>3,142</b>	<b>26</b>	<b>0.8%</b>	

**Table 7: Total Samples Analyzed in Sports/Disciplines from Code Signatories (Urine and Blood)**

Sports	Disciplines	Urine						Blood						Sub Total	Total Samples	Total AAFs	% AAF
		IC			OOC			IC			OOC						
		Samples	ATF	AAF	Samples	ATF	AAF	Samples	ATF	AAF	Samples	ATF	AAF				
Australian Rules Football	-	56	-	-	190	-	-	-	-	-	2	-	-	-	248	0	0%
Electronic Sports	e-sports	2	-	-	-	-	-	-	-	-	-	-	-	-	2	0	0%
Karate	Shinkyokushin WKO	17	-	-	-	-	-	-	-	-	-	-	-	-	17	0	0%
Kettlebell Lifting	-	41	-	1	23	2	-	2	-	-	10	-	-	-	76	1	1.3%
Kudo	-	-	-	-	1	-	-	-	-	-	-	-	-	-	1	0	0%
Rugby League	-	217	-	3	805	-	8	-	-	-	77	-	-	-	1,099	11	1.0%
Taekwondo	ITF Taekwondo	33	-	2	19	-	1	2	-	-	1	-	-	-	55	3	5%
Triathlon	Ironman	43	-	-	87	-	-	-	-	-	10	-	-	-	140	0	0%
	<b>Totals</b>	<b>409</b>	<b>-</b>	<b>6</b>	<b>1,125</b>	<b>2</b>	<b>9</b>	<b>4</b>	<b>-</b>	<b>-</b>	<b>100</b>	<b>-</b>	<b>-</b>	<b>1,638</b>	<b>15</b>	<b>0.9%</b>	

**Table 7: Total Samples Analyzed in Sports/Disciplines from Code Signatories (continued)**

**Military Sports (Urine and Blood)**

Sports	Disciplines	Urine						Blood						Sub Total	Total Samples	Total AAFs	% AAF
		IC			OOC			IC			OOC						
		Samples	ATF	AAF	Samples	ATF	AAF	Samples	ATF	AAF	Samples	ATF	AAF				
Aquatics	Military Swimming Middle Distance 200-400m	2	-	-	4	-	-	-	-	-	-	-	-	6	7	0	0%
	Military Swimming	1	-	-	-	-	-	-	-	-	-	-	-	1			
Archery	Military Archery	1	-	-	-	-	-	-	-	-	-	-	-	-	1	0	0%
Athletics	Military Long Distance 3000m or greater	4	-	-	3	-	-	-	-	-	-	-	-	7	13	0	0%
	Military Throws	-	-	-	3	-	-	-	-	-	-	-	-	3			
	Military Middle Distance 800-1500m	2	-	-	-	-	-	-	-	-	-	-	-	2			
	Military Sprint 400m or less	-	-	-	1	-	-	-	-	-	-	-	-	1			
Basketball	Military Basketball	-	-	-	1	-	-	-	-	-	-	-	-	-	1	0	0%
Boxing	Military Boxing	1	-	-	-	-	-	-	-	-	-	-	-	-	1	0	0%
Judo	Military Judo	-	-	-	2	-	-	-	-	-	-	-	-	-	2	0	0%
Orienteering	Military Orienteering	2	-	-	-	-	-	-	-	-	-	-	-	-	2	0	0%
Shooting	Military Shooting	3	-	-	2	-	-	-	-	-	-	-	-	-	5	0	0%
Skating	Military Speed Skating greater than 1500m	-	-	-	1	-	-	-	-	-	-	-	-	-	1	0	0%
Taekwondo	Military Taekwondo Sparring	-	-	-	12	-	-	-	-	-	-	-	-	-	12	0	0%
Triathlon	Military Triathlon	-	-	-	3	-	-	-	-	-	1	-	-	-	4	0	0%
<b>Totals</b>		<b>16</b>	<b>-</b>	<b>-</b>	<b>32</b>	<b>-</b>	<b>-</b>	<b>-</b>	<b>-</b>	<b>-</b>	<b>1</b>	<b>-</b>	<b>-</b>	<b>49</b>	<b>-</b>	<b>0%</b>	

**Table 7: Total Samples Analyzed in Sports/Disciplines from Code Signatories - University Sports (Urine and Blood)**

Sports	Disciplines	Urine						Blood						Sub Total	Total Samples	Total AAFs	% AAF
		IC			OOC			IC			OOC						
		Samples	ATF	AAF	Samples	ATF	AAF	Samples	ATF	AAF	Samples	ATF	AAF				
<b>American Football</b>	University	-	-	-	21	-	-	-	-	-	10	-	-	-	<b>31</b>	<b>0</b>	0%
	University Swimming Middle Distance 200-400m	13	-	1	2	-	-	-	-	-	-	-	-	15			
	Swimming Sprint 100m or less	11	-	-	-	-	-	-	-	-	-	-	-	11			
	Swimming Middle Distance 200-400m	9	-	-	-	-	-	-	-	-	-	-	-	9			
	University Swimming Sprint 100m or less	1	-	-	2	-	-	-	-	-	-	-	-	3			
<b>Aquatics</b>	University Swimming Long Distance 800m or greater	1	-	-	1	-	-	-	-	-	-	-	-	2	<b>45</b>	<b>1</b>	2%
	Swimming Long Distance 800m or greater	2	-	-	-	-	-	-	-	-	-	-	-	2			
	University Water Polo	-	-	-	1	-	-	-	-	-	-	-	-	1			
	University Diving	1	-	-	-	-	-	-	-	-	-	-	-	1			
	University Open Water	-	-	-	1	-	-	-	-	-	-	-	-	1			
	University Combined Events	27	-	-	1	-	-	-	-	-	-	-	-	28			
	University Sprint 400m or less	3	-	-	6	-	-	-	-	-	-	-	-	9			
	Sprint 400m or less	8	-	-	-	-	-	-	-	-	-	-	-	8			
	University Long Distance 3000m or greater	5	-	1	1	-	-	1	-	-	-	-	-	7			
	University Throws	-	-	-	5	-	-	-	-	-	2	-	-	7			
<b>Athletics</b>	Middle Distance 800-1500m	4	-	-	-	-	-	-	-	-	-	-	-	4	<b>77</b>	<b>1</b>	1.3%
	Throws	4	-	-	-	-	-	-	-	-	-	-	-	4			
	Long Distance 3000m or greater	3	-	-	-	-	-	-	-	-	-	-	-	3			
	University Middle Distance 800-1500m	3	-	-	-	-	-	-	-	-	-	-	-	3			
	Jumps	3	-	-	-	-	-	-	-	-	-	-	-	3			
	University Jumps	1	-	-	-	-	-	-	-	-	-	-	-	1			
<b>Basketball</b>	University	10	-	-	-	-	-	-	-	-	-	-	-	-	<b>10</b>	<b>0</b>	0%
	University Long Distance 1000m	-	-	-	5	-	-	-	-	-	-	-	-	5			
<b>Canoe/Kayak</b>	University Canoe Polo	-	-	-	4	-	-	-	-	-	-	-	-	4	<b>10</b>	<b>0</b>	0%
	University Middle Distance 500m	-	-	-	1	-	-	-	-	-	-	-	-	1			
<b>Football</b>	University	-	-	-	1	-	-	-	-	-	-	-	-	-	<b>1</b>	<b>0</b>	0%
<b>Ice Hockey</b>	University	16	-	-	6	-	-	-	-	-	-	-	-	-	<b>22</b>	<b>0</b>	0%
<b>Ju-Jitsu</b>	-	13	-	-	-	-	-	-	-	-	-	-	-	-	<b>13</b>	<b>0</b>	0%
<b>Karate</b>	-	12	-	-	-	-	-	-	-	-	-	-	-	-	<b>12</b>	<b>0</b>	0%
<b>Rugby</b>	University Sevens	-	-	-	9	-	-	-	-	-	-	-	-	-	<b>9</b>	<b>0</b>	0%
<b>Sambo</b>	University	1	-	-	-	-	-	-	-	-	-	-	-	-	<b>1</b>	<b>0</b>	0%
<b>Shooting</b>	-	12	-	1	-	-	-	-	-	-	-	-	-	-	<b>12</b>	<b>1</b>	8%
<b>Skating</b>	University Speed Skating	8	-	-	-	-	-	-	-	-	-	-	-	-	<b>8</b>	<b>0</b>	0%
<b>Taekwondo</b>	-	6	-	-	-	-	-	-	-	-	-	-	-	-	<b>6</b>	<b>0</b>	0%
	Volleyball	12	-	-	-	-	-	-	-	-	-	-	-	12			
<b>Volleyball</b>	University Volleyball	12	-	-	-	-	-	-	-	-	-	-	-	12	<b>25</b>	<b>0</b>	0%
	University Beach Volleyball	1	-	-	-	-	-	-	-	-	-	-	-	1			
<b>Wrestling</b>	University	17	-	2	-	-	-	-	-	-	-	-	-	-	<b>17</b>	<b>2</b>	11.8%
	<b>Totals</b>	<b>219</b>	<b>-</b>	<b>5</b>	<b>67</b>	<b>-</b>	<b>-</b>	<b>1</b>	<b>-</b>	<b>-</b>	<b>12</b>	<b>-</b>	<b>-</b>	<b>299</b>	<b>5</b>	<b>1.67%</b>	



**Table 8: Total Samples Analyzed in Other Sports/Disciplines - Non-Code Signatories (Urine and Blood)**

Sports	Disciplines	Urine						Blood						Total Samples	Total AAFs	% AAF
		IC Samples	ATF	AAF	OOB Samples	ATF	AAF	IC Samples	ATF	AAF	OOB Samples	ATF	AAF			
Aesthetic Group Gymnastics (R)	-	3	-	-	2	-	-	-	-	-	-	-	-	5	0	0%
Aquatics	-	15	-	-	-	-	-	-	-	-	-	-	-	15	0	0%
Athletics	-	155	-	2	-	-	-	-	-	-	-	-	-	155	2	1%
Badminton	-	2	-	-	-	-	-	-	-	-	-	-	-	2	0	0%
Baseball	-	158	-	-	13	-	-	44	-	-	5	-	-	220	0	0%
Basketball	-	125	-	-	60	1	-	7	-	-	4	-	-	196	0	0.0%
Basque Pelota	-	8	-	-	-	-	-	-	-	-	-	-	-	8	0	0%
Basque Sports (R)	-	4	-	-	-	-	-	-	-	-	-	-	-	4	0	0%
Beach Tennis (R)	-	-	-	-	1	-	-	-	-	-	1	-	-	2	0	0%
Bodybuilding	-	55	1	10	13	-	1	-	-	-	-	-	-	68	11	16%
Bowling	-	-	-	-	2	-	-	-	-	-	-	-	-	2	0	0%
Boxing	-	184	3	5	29	-	-	-	-	-	1	-	-	214	5	2%
Budo (R)	-	-	-	-	1	-	-	-	-	-	-	-	-	1	0	0.0%
Canoe/Kayak	-	113	-	1	12	-	-	9	-	-	-	-	-	134	1	0.7%
Chin-up (R)	-	7	-	-	3	-	-	-	-	-	-	-	-	10	0	0%
Clay Target Shooting (R)	-	2	-	-	-	-	-	-	-	-	-	-	-	2	0	0%
Company Sports (R)	-	1	-	-	-	-	-	-	-	-	-	-	-	1	0	0%
Cycling	-	49	-	-	48	-	-	-	-	-	2	-	-	99	0	0%
DanceSport	-	-	-	-	1	-	-	-	-	-	-	-	-	1	0	0%
Extreme Sports (R)	-	-	-	-	1	-	-	-	-	-	-	-	-	1	0	0%
Football	-	90	-	-	25	-	1	-	-	-	-	-	-	115	1	1%
Friskis & Svettis (R)	-	-	-	-	14	-	-	-	-	-	-	-	-	14	0	0%
Functional Fitness	-	-	-	-	2	-	-	-	-	-	-	-	-	2	0	0%
Gaelic Games	-	62	-	-	63	-	1	-	-	-	24	-	-	149	1	1%
Golf	-	36	-	-	171	1	2	-	-	-	-	-	-	207	2	1%
Gymnastics	-	15	-	-	5	-	-	-	-	-	-	-	-	20	0	0%
Handball	-	24	-	-	-	-	-	-	-	-	-	-	-	24	0	0%
Heavy Events (R)	-	19	-	-	10	-	-	-	-	-	-	-	-	29	0	0%
Horse Racing (R)	-	276	-	2	1	-	-	-	-	-	-	-	-	277	2	1%
Ice Hockey	-	16	-	1	5	-	-	-	-	-	-	-	-	21	1	5%
Jet-Ski (R)	-	2	-	-	-	-	-	-	-	-	-	-	-	2	0	0%
Jiu-Jitsu (R)	-	3	-	-	28	-	-	-	-	-	2	-	-	33	0	0%
Judo	-	8	-	-	-	-	-	-	-	-	-	-	-	8	0	0%
Ju-Jitsu	-	4	-	-	-	-	-	-	-	-	-	-	-	4	0	0%
Kabaddi	-	30	-	5	52	-	2	-	-	-	-	-	-	82	7	9%
Karate	-	18	-	-	6	-	-	-	-	-	-	-	-	24	0	0%
Kho Kho (R)	-	5	-	-	-	-	-	-	-	-	-	-	-	5	0	0%
Kung Fu (R)	-	-	-	-	1	-	-	-	-	-	-	-	-	1	0	0%

Table 8: Total Samples Analyzed in Other Sports/Disciplines - Non-Code Signatories (Urine and Blood) - continued

Sports	Disciplines	Urine						Blood						Total Samples	Total AAFs	% AAF
		IC			OOC			IC			OOC					
		Samples	ATF	AAF	Samples	ATF	AAF	Samples	ATF	AAF	Samples	ATF	AAF			
Mixed Martial Arts (R)	-	430	1	16	2824	5	61	7	-	-	108	-	-	3369	77	2.3%
Motorcycle Racing	-	12	1	-	-	-	-	-	-	-	-	-	-	12	0	0%
Padel (R)	-	4	-	-	-	-	-	-	-	-	-	-	-	4	0	0%
Pencak Silat (R)	-	-	-	-	4	-	-	-	-	-	-	-	-	4	0	0%
Power Press (R)	-	12	-	-	9	-	-	-	-	-	-	-	-	21	0	0%
Powerlifting	-	50	-	5	2	-	-	-	-	-	-	-	-	52	5	10%
Practical Shooting (R)	-	2	-	-	-	-	-	-	-	-	-	-	-	2	0	0%
Rafting (R)	-	2	-	-	-	-	-	-	-	-	-	-	-	2	0	0%
Ringette (R)	-	4	-	-	4	-	-	-	-	-	-	-	-	8	0	0%
Rowing	-	205	-	3	68	-	1	7	-	-	-	-	-	280	4	1%
Rugby Union	-	98	-	1	-	-	-	-	-	-	-	-	-	98	1	1.0%
Sailing	-	4	-	-	2	-	-	-	-	-	-	-	-	6	0	0%
School Sports	-	117	1	2	8	-	-	7	-	-	-	-	-	132	2	2%
Shooting	-	17	-	-	8	-	-	-	-	-	-	-	-	25	0	0%
Skating	-	4	-	-	-	-	-	-	-	-	-	-	-	4	0	0%
Skiing	-	20	-	1	1	-	-	-	-	-	-	-	-	21	1	5%
Squash	-	4	-	-	-	-	-	-	-	-	-	-	-	4	0	0%
Surfing	-	-	-	-	6	-	-	-	-	-	-	-	-	6	0	0%
Taekwondo	-	-	-	-	5	-	-	-	-	-	-	-	-	5	0	0%
Tennis	-	6	-	-	-	-	-	-	-	-	-	-	-	6	0	0%
Touch Football (R)	-	8	-	-	-	-	-	-	-	-	-	-	-	8	0	0%
Traditional Archery (R)	-	10	-	-	-	-	-	-	-	-	-	-	-	10	0	0%
Triathlon	-	21	-	-	-	-	-	-	-	-	-	-	-	21	0	0%
Ultra Triathlon (R)	-	2	-	1	-	-	-	-	-	-	-	-	-	2	1	50%
Volleyball	-	95	-	3	55	-	-	7	-	-	1	-	-	158	3	1.9%
Weightlifting	-	5	-	-	4	-	-	-	-	-	-	-	-	9	0	0%
Woodball	-	1	-	-	-	-	-	-	-	-	-	-	-	1	0	0%
Wrestling	-	-	-	-	51	-	-	-	-	-	-	-	-	51	0	0%
	<b>Totals</b>	<b>2,622</b>	<b>7</b>	<b>58</b>	<b>3,620</b>	<b>7</b>	<b>69</b>	<b>88</b>	<b>-</b>	<b>-</b>	<b>148</b>	<b>-</b>	<b>-</b>	<b>6,478</b>	<b>127</b>	<b>1.96%</b>

Table 9: GC/C/IRMS Tests Conducted in ASOIF Sport/Disciplines for Markers of the Steroid Profile (Urine)

Sports	Disciplines	GC/C/IRMS				sub total	Total Samples	Total AAFs	% AAF
		IC Samples	AAF	OOC Samples	AAF				
Aquatics	Swimming Sprint 100m or less	16	-	41	-	57	185	0	0%
	Swimming Middle Distance 200-400m	20	-	37	-	57			
	Water Polo	8	-	14	-	22			
	Open Water	3	-	12	-	15			
	Swimming Long Distance 800m or greater	1	-	11	-	12			
	Diving	3	-	8	-	11			
	Swimming	1	-	6	-	7			
	Artistic Swimming	-	-	4	-	4			
Archery	Recurve	2	-	2	-	4	7	0	0%
	Compound	-	-	2	-	2			
	Archery	-	-	1	-	1			
Athletics	Sprint 400m or less	43	1	105	-	148	487	6	1%
	Long Distance 3000m or greater	66	3	73	1	139			
	Jumps	16	-	48	-	64			
	Middle Distance 800-1500m	20	-	34	1	54			
	Throws	19	-	33	-	52			
	Combined Events	5	-	7	-	12			
	Athletics	3	-	5	-	8			
	Race Walk	1	-	3	-	4			
	Marathon	2	-	2	-	4			
	Half Marathon	1	-	1	-	2			
Badminton	-	8	-	11	-	-	19	0	0%
Basketball	Basketball	20	-	28	-	48	56	0	0%
	3 on 3	1	-	7	-	8			
Boxing	Boxing	16	-	50	-	66	67	0	0%
	AIBA WSB Boxing	-	-	1	-	1			
Canoe/Kayak	Long Distance 1000m	5	-	15	-	20	68	4	6%
	Middle Distance 500m	4	1	15	1	19			
	Canoe Slalom	1	-	10	-	11			
	Sprint 200m	2	-	9	-	11			
	Canoe Kayak	2	1	2	-	4			
	Marathon	3	1	-	-	3			
Cycling	Road	94	2	79	1	173	277	7	3%
	Track Endurance	15	-	15	-	30			
	Track Sprint	8	-	14	-	22			
	Mountain Bike - Cross Country	11	2	6	-	17			
	BMX	3	-	9	1	12			
	Mountain Bike	7	-	3	-	10			
	Cyclo-Cross	6	-	3	1	9			
	Cycling	2	-	1	-	3			
	Mountain Bike - Down Hill	1	-	-	-	1			
Equestrian	Jumping	1	-	1	-	2	4	0	0%
	Dressage	1	-	1	-	2			
Fencing	Epee	1	-	14	-	15	31	0	0%
	Sabre	5	-	7	-	12			
	Foil	1	-	2	-	3			
	Fencing	-	-	1	-	1			

Table 9: GC/C/IRMS Tests Conducted in ASOIF Sport/Disciplines for Markers of the Steroid Profile (Urine)

Sports	Disciplines	GC/C/IRMS				sub total	Total Samples	Total AAFs	% AAF
		IC Samples	AAF	OOB Samples	AAF				
Field Hockey	Field Hockey	1	-	9	-	10	11	0	0%
	Indoor	1	-	-	-	1			
Football	Football	214	1	129	-	343	352	1	0.3%
	Futsal	7	-	2	-	9			
Golf	-	2	-	-	-	-	2	0	0%
Gymnastics	Artistic	6	-	18	-	24	34	0	0%
	Rhythmic	1	-	2	-	3			
	Acrobatic	-	-	3	-	3			
	Trampoline	-	-	2	-	2			
	Tumbling	1	-	-	-	1			
	Gymnastics	-	-	1	-	1			
Handball	Indoor	19	-	28	-	47	48	0	0%
	Beach	-	-	1	-	1			
Judo	-	13	-	42	-	-	55	0	0%
Modern Pentathlon	Modern Pentathlon	2	-	7	-	9	10	0	0%
	Biathle	1	-	-	-	1			
Rowing	-	12	1	28	-	-	40	1	3%
Rugby Union	Fifteens	23	-	57	-	80	112	1	1%
	Sevens	8	-	19	-	27			
	Rugby Union	4	1	1	-	5			
Sailing	Sailing	1	-	2	-	3	5	0	0%
	Finn	1	-	-	-	1			
	RS:X	-	-	1	-	1			
Shooting	Shooting	1	-	5	-	6	11	0	0%
	Shotgun	-	-	2	-	2			
	Rifle	1	-	1	-	2			
	Pistol	1	-	-	-	1			
Table Tennis	-	3	-	5	-	-	8	0	0%
Taekwondo	Sparring	7	-	8	-	15	20	1	5%
	Taekwondo	4	1	-	-	4			
	Poomsae	1	-	-	-	1			
Tennis	-	28	-	23	-	-	51	0	0%
Triathlon	Triathlon	9	-	19	1	28	31	1	3%
	Duathlon	3	-	-	-	3			
Volleyball	Volleyball	21	-	16	-	37	42	1	2%
	Beach	1	-	4	1	5			
Weightlifting	-	68	5	172	2	-	240	7	3%
Wrestling	Wrestling	13	-	21	-	34	83	0	0%
	Freestyle	3	-	17	-	20			
	Greco-Roman	3	-	16	-	19			
	Women's Freestyle	1	-	7	-	8			
	Grappling	1	-	-	-	1			
	Traditional Wrestling	-	-	1	-	1			
<b>Totals</b>		<b>934</b>	<b>20</b>	<b>1,422</b>	<b>10</b>		<b>2,356</b>	<b>30</b>	<b>1.3%</b>

Table 10: GC/C/IRMS Tests Conducted in ASOIF Sport/Disciplines for Other Targets (Urine)

19-norandrosterone

Sports	Disciplines	GC/C/IRMS				sub total	Total Samples	Total AAFs	% AAF
		IC Samples	AAF	OOB Samples	AAF				
Athletics	Long Distance 3000m or greater	1	1	4	1	5	11	5	45%
	Marathon	1	1	-	-	1			
	Sprint 400m or less	2	1	3	1	5			
Basketball	Basketball	-	-	1	-	-	1	0	0%
Boxing	Boxing	1	1	-	-	-	1	1	100%
Fencing	Epee	1	-	-	-	-	1	0	0%
Football	Football	4	1	-	-	-	4	1	25%
Judo	Judo	1	-	1	-	-	2	0	0%
Rugby Union	Fifteens	-	-	3	-	3	4	0	0%
	Rugby Union	1	-	-	-	1			
Tennis	Tennis	4	-	-	-	-	4	0	0%
Weightlifting	Weightlifting	3	-	-	-	-	3	0	0%
Wrestling	Traditional Wrestling	1	-	-	-	1	2	0	0%
	Wrestling	-	-	1	-	1			
<b>Totals</b>		<b>20</b>	<b>5</b>	<b>13</b>	<b>2</b>		<b>33</b>	<b>7</b>	<b>21%</b>

boldenone

Sports	Disciplines	GC/C/IRMS				sub total	Total Samples	Total AAFs	% AAF
		IC Samples	AAF	OOB Samples	AAF				
Athletics	Combined Events	1	-	-	-	1	4	0	0%
	Long Distance 3000m or greater	1	-	-	-	1			
	Sprint 400m or less	1	-	1	-	2			
Basketball	3 on 3	1	-	-	-	1	2	0	0%
	Basketball	-	-	1	-	1			
Boxing	AIBA WSB Boxing	-	-	1	-	1	3	0	0%
	Boxing	1	-	1	-	2			
Cycling	BMX	-	-	1	1	1	2	2	100%
	Road	1	1	-	-	1			
Equestrian	Eventing	-	-	1	-	-	1	0	0%
Football	-	-	-	1	-	-	1	0	0%
Handball	Indoor	2	1	-	-	-	2	1	50%
Judo	-	1	-	-	-	-	1	0	0%
Rugby Union	Fifteens	-	-	1	1	-	1	1	100%
Taekwondo	Sparring	1	-	-	-	-	1	0	0%
Volleyball	-	-	-	1	1	-	1	1	100%
Weightlifting	-	-	-	7	4	-	7	4	57%
Wrestling	Freestyle	-	-	2	-	-	2	0	0%
<b>Totals</b>		<b>10</b>	<b>2</b>	<b>18</b>	<b>7</b>		<b>28</b>	<b>9</b>	<b>32%</b>

Table 10: GC/C/IRMS Tests Conducted in ASOIF Sport/Disciplines for Other Targets (Urine)

formestane

Sports	Disciplines	GC/C/IRMS				sub total	Total Samples	Total AAFs	% AAF
		IC Samples	AAF	OOB Samples	AAF				
Athletics	Sprint 400m or less	-	-	2	-	-	2	0	0%
Canoe/Kayak	Sprint 200m	-	-	1	-	-	1	0	0%
Football	-	-	-	1	-	-	1	0	0%
Weightlifting	-	-	-	1	-	-	1	0	0%
<b>Totals</b>		<b>0</b>	<b>0</b>	<b>5</b>	<b>0</b>		<b>5</b>	<b>0</b>	<b>0%</b>

Table 11: ESA Tests Conducted in ASOIF Sports/Disciplines (Urine)

Sports	Disciplines	IC		OOC		Sub Total	Total Samples	Total AAFs	% AAF
		Samples	AAF	Samples	AAF				
Aquatics	Swimming Middle Distance 200-400m	166	-	648	-	814	2260	0	0.00%
	Swimming Sprint 100m or less	197	-	416	-	613			
	Swimming Long Distance 800m or greater	83	-	281	-	364			
	Open Water	41	-	177	-	218			
	Water Polo	56	-	115	-	171			
	Artistic Swimming	8	-	60	-	68			
	Diving	-	-	12	-	12			
Archery	-	-	-	2	-	-	2	0	0%
Athletics	Long Distance 3000m or greater	1215	6	2178	1	3393	5906	7	0.1%
	Middle Distance 800-1500m	288	-	565	-	853			
	Sprint 400m or less	205	-	581	-	786			
	Jumps	119	-	261	-	380			
	Throws	98	-	202	-	300			
	Combined Events	60	-	102	-	162			
	Road Running	9	-	-	-	9			
	Cross Country	6	-	-	-	6			
	Race Walk	5	-	1	-	6			
	High Jump (R)	-	-	5	-	5			
	Discus Throwing (R)	-	-	4	-	4			
	Shot-put (R)	-	-	1	-	1			
Marathon	-	-	1	-	1				
Badminton	-	39	-	211	-	-	250	0	0%
Basketball	Basketball	237	-	231	-	468	513	0	0%
	3 on 3	2	-	43	-	45			
Boxing	-	136	1	441	-	-	577	1	0%
Canoe/Kayak	Middle Distance 500m	37	-	248	-	285	952	1	0.1%
	Long Distance 1000m	52	-	216	1	268			
	Canoe Slalom	67	-	120	-	187			
	Sprint 200m	44	-	134	-	178			
	Marathon	13	-	1	-	14			
	Wildwater	-	-	8	-	8			
	Freestyle	-	-	7	-	7			
	Ocean Racing	3	-	-	-	3			
	Dragon Boat	1	-	-	-	1			
	Canoe Polo	1	-	-	-	1			
Cycling	Road	1785	2	2411	5	4196	6302	14	0.2%
	Track Endurance	214	-	440	-	654			
	Mountain Bike - Cross Country	380	3	268	1	648			
	Track Sprint	73	-	279	-	352			
	Cyclo-Cross	200	2	95	-	295			
	BMX	26	-	67	-	93			
	Mountain Bike - Down Hill	46	1	11	-	57			
	Mountain Bike	1	-	3	-	4			
	Trials	1	-	2	-	3			

Table 11: ESA Tests Conducted in ASOIF Sports/Disciplines (Urine) - continued

Sports	Disciplines	IC		OOC		Sub Total	Total Samples	Total AAFs	% AAF
		Samples	AAF	Samples	AAF				
Equestrian	Jumping	4	-	26	-	30	66	0	0%
	Eventing	2	-	20	-	22			
	Dressage	-	-	10	-	10			
	Endurance	2	-	1	-	3			
	Vaulting	1	-	-	-	1			
Fencing	Epee	11	-	31	-	42	109	0	0%
	Foil	6	-	36	-	42			
	Sabre	6	-	19	-	25			
Field Hockey	Field Hockey	27	-	105	-	132	146	0	0%
	Indoor	14	-	-	-	14			
Football	Football	1958	1	1948	-	3906	3948	1	0%
	Futsal	14	-	28	-	42			
Golf	-	23	-	5	-	-	28	0	0%
Gymnastics	Artistic	37	-	184	-	221	315	0	0%
	Rhythmic	11	-	32	-	43			
	Trampoline	7	-	23	-	30			
	Acrobatic	2	-	9	-	11			
	Aerobic	5	-	4	-	9			
Handball	Indoor	143	-	242	-	385	389	0	0%
	Beach	1	-	3	-	4			
Judo	-	115	-	310	-	-	425	0	0%
Modern Pentathlon	-	14	-	65	-	-	79	0	0%
Rowing	-	220	-	992	-	1212	1212	0	0%
Rugby Union	Fifteens	130	-	537	-	667	850	0	0%
	Sevens	47	-	136	-	183			
Sailing	Sailing	3	-	38	-	41	62	0	0%
	49er helm	1	-	3	-	4			
	RS:X	1	-	2	-	3			
	49er crew	-	-	3	-	3			
	49erFX	3	-	-	-	3			
	Laser-R	-	-	3	-	3			
	470 helm	-	-	2	-	2			
	470 crew	-	-	1	-	1			
	Laser-S	-	-	1	-	1			
NACRA 17	-	-	1	-	1				
Shooting	Shooting	1	-	8	-	9	13	0	0%
	Pistol	-	-	2	-	2			
	Rifle	-	-	2	-	2			
Table Tennis	-	23	-	61	-	-	84	0	0%
Taekwondo	Sparring	35	-	135	-	170	181	0	0%
	Poomsae	3	-	7	-	10			
	Taekwondo	-	-	1	-	1			
Tennis	-	117	-	352	-	-	469	0	0%

Table 11: ESA Tests Conducted in ASOIF Sports/Disciplines (Urine) - continued

Sports	Disciplines	IC		OOC		Sub Total	Total Samples	Total AAFs	% AAF
		Samples	AAF	Samples	AAF				
Triathlon	Triathlon	347	1	897	-	1244	1334	1	0.1%
	Duathlon	25	-	17	-	42			
	Long Distance	12	-	15	-	27			
	Winter Triathlon	15	-	4	-	19			
	Aquathlon	1	-	-	-	1			
	Cross Triathlon	-	-	1	-	1			
Volleyball	Volleyball	112	-	121	-	233	288	0	0.0%
	Beach	8	-	47	-	55			
Weightlifting	-	176	-	349	-	-	525	0	0.0%
Wrestling	Wrestling	95	-	207	-	302	628	1	0%
	Freestyle	31	-	110	1	141			
	Greco-Roman	29	-	104	-	133			
	Women's Freestyle	11	-	41	-	52			
		<b>9763</b>	<b>17</b>	<b>18150</b>	<b>9</b>		<b>27,913</b>	<b>26</b>	<b>0.09%</b>



Table 12: ESA Tests Conducted in ASOIF Sports/Disciplines (Blood)

Sports		IC		OOC		Sub	Total Samples	Total AAFs	% AAF
Aquatics	Swimming Middle Distance 200-400m	10	-	38	-	48	107	0	0%
	Swimming Long Distance 800m or greater	6	-	19	-	25			
	Swimming Sprint 100m or less	6	-	16	-	22			
	Open Water	5	-	7	-	12			
Athletics	Long Distance 3000m or greater	36	-	203	-	239	318	0	0.0%
	Middle Distance 800-1500m	8	-	39	-	47			
	Sprint 400m or less	1	-	11	-	12			
	Throws	-	-	7	-	7			
	Combined Events	1	-	6	-	7			
	Jumps	1	-	5	-	6			
Badminton	-	12	-	5	-	-	17	0	0%
Basketball	3 on 3	-	-	3	-	3	5	0	0%
	Basketball	2	-	-	-	2			
Boxing	Boxing	-	-	10	-	-	10	0	0%
Canoe/Kayak	Long Distance 1000m	2	-	23	-	25	56	0	0%
	Sprint 200m	2	-	13	-	15			
	Middle Distance 500m	-	-	14	-	14			
	Canoe Slalom	-	-	2	-	2			
Cycling	Road	257	-	335	-	592	794	2	0.3%
	Mountain Bike - Cross Country	67	-	23	2	90			
	Track Sprint	4	-	42	-	46			
	Track Endurance	9	-	32	-	41			
	Cyclo-Cross	21	-	-	-	21			
	BMX	-	-	2	-	2			
	Mountain Bike - Down Hill	2	-	-	-	2			
Football	-	8	-	55	-	-	63	0	0%
Gymnastics	Artistic	-	-	7	-	-	7	0	0%
Judo	-	-	-	12	-	-	12	0	0%
Modern Pentathlon	-	-	-	4	-	-	4	0	0%
Rowing	-	6	-	35	-	-	41	0	0%
Tennis	-	-	-	19	-	-	19	0	0%
Triathlon	-	13	-	74	-	-	87	0	0%
Weightlifting	-	-	-	14	-	-	14	0	0%
Wrestling	Wrestling	9	-	8	-	17	18	0	0%
	Freestyle	-	-	1	-	1			
<b>Totals</b>		<b>488</b>	<b>0</b>	<b>1084</b>	<b>2</b>		<b>1,572</b>	<b>2</b>	<b>0.1%</b>

Table 13: GHRF(GHS/GHRP) Tests Conducted in ASOIF Sports/Disciplines (Urine)

Sports	Disciplines	IC		OOC		Sub Total	Total Samples	Total AAFs	% AAF
		Samples	AAF	Samples	AAF				
Aquatics	Swimming Middle Distance 200-400m	194	-	656	-	850	2404	0	0%
	Swimming Sprint 100m or less	257	-	578	-	835			
	Water Polo	88	-	148	-	236			
	Swimming Long Distance 800m or greater	50	-	148	-	198			
	Open Water	14	-	107	-	121			
	Diving	10	-	76	-	86			
	Artistic Swimming	7	-	71	-	78			
Archery	Compound	9	-	4	-	13	29	0	0%
	Recurve	7	-	3	-	10			
	Archery	6	-	-	-	6			
Athletics	Sprint 400m or less	366	-	1354	-	1720	5313	0	0%
	Long Distance 3000m or greater	364	-	951	-	1315			
	Throws	214	-	554	-	768			
	Jumps	188	-	516	-	704			
	Middle Distance 800-1500m	145	-	426	-	571			
	Combined Events	70	-	148	-	218			
	Discus Throwing (R)	-	-	5	-	5			
	Race Walk	5	-	-	-	5			
	Shot-put (R)	-	-	3	-	3			
	High Jump (R)	-	-	3	-	3			
Cross Country	1	-	-	-	1				
Badminton	-	44	-	228	-	-	272	0	0%
Basketball	Basketball	270	-	306	-	576	627	0	0%
	3 on 3	2	-	49	-	51			
Boxing	-	102	-	479	-	-	581	0	0%
Canoe/Kayak	Middle Distance 500m	24	-	182	-	206	747	0	0%
	Sprint 200m	48	-	135	-	183			
	Canoe Slalom	61	-	105	-	166			
	Long Distance 1000m	19	-	139	-	158			
	Wildwater	-	-	12	-	12			
	Marathon	11	-	1	-	12			
	Freestyle	-	-	8	-	8			
	Ocean Racing	1	-	-	-	1			
Canoe Polo	1	-	-	-	1				
Cycling	Road	1009	1	1254	1	2263	3839	3	0.08%
	Mountain Bike - Cross Country	285	-	161	-	446			
	Track Endurance	93	-	285	-	378			
	Track Sprint	97	1	262	-	359			
	BMX	46	-	139	-	185			
	Cyclo-Cross	78	-	75	-	153			
	Mountain Bike - Down Hill	37	-	13	-	50			
	Trials	1	-	2	-	3			
	Mountain Bike	-	-	1	-	1			
	Cycle-Ball	1	-	-	-	1			
Equestrian	Jumping	4	-	25	-	29	63	0	0%
	Eventing	2	-	19	-	21			
	Dressage	-	-	11	-	11			
	Endurance	1	-	1	-	2			
Fencing	Foil	8	-	45	-	53	148	0	0%
	Epee	11	-	41	-	52			
	Sabre	11	-	32	-	43			

Table 13: GHRF(GHS/GHRP) Tests Conducted in ASOIF Sports/Disciplines (Urine) - continued

Sports	Disciplines	IC		OOC		Sub Total	Total Samples	Total AAFs	% AAF
		Samples	AAF	Samples	AAF				
Field Hockey	Field Hockey	22	-	75	-	97	111	0	0%
	Indoor	14	-	-	-	14			
Football	Football	2302	-	1640	-	3942	3973	0	0.00%
	Futsal	23	-	8	-	31			
Golf	-	23	-	8	-	-	31	0	0%
Gymnastics	Artistic	53	-	312	-	365	500	0	0%
	Rhythmic	12	-	44	-	56			
	Trampoline	6	-	44	-	50			
	Acrobatic	2	-	13	-	15			
	Aerobic	5	-	7	-	12			
Handball	Indoor	158	-	304	-	462	466	0	0%
	Beach	1	-	3	-	4			
Judo	-	130	-	523	-	-	653	0	0%
Modern Pentathlon	-	19	-	58	-	-	77	0	0%
Rowing	-	133	1	743	-	-	876	1	0.1%
Rugby Union	Fifteens	209	-	1013	-	1222	1503	0	0%
	Sevens	47	-	234	-	281			
Sailing	Sailing	6	-	56	-	62	86	0	0%
	49er crew	3	-	3	-	6			
	49er helm	1	-	3	-	4			
	Laser	-	-	3	-	3			
	RS:X	-	-	3	-	3			
	NACRA 17	1	-	2	-	3			
	470 crew	-	-	2	-	2			
	470 helm	-	-	2	-	2			
	Finn	-	-	1	-	1			
Shooting	Pistol	12	-	2	-	14	39	0	0%
	Shotgun	8	-	2	-	10			
	Shooting	-	-	8	-	8			
	Rifle	6	-	1	-	7			
Table Tennis	-	32	-	58	-	-	90	0	0%
Taekwondo	Sparring	35	-	172	-	207	218	0	0.0%
	Poomsae	3	-	7	-	10			
	Taekwondo	-	-	1	-	1			
Tennis	-	1523	1	666	-	-	2189	1	0.05%
Triathlon	Triathlon	96	-	346	-	442	471	0	0%
	Duathlon	9	-	7	-	16			
	Winter Triathlon	6	-	-	-	6			
	Long Distance	-	-	6	-	6			
	Cross Triathlon	-	-	1	-	1			
Volleyball	Volleyball	132	-	145	-	277	341	0	0%
	Beach	14	-	48	-	62			
	Hall (R)	1	-	1	-	2			
Weightlifting	-	894	-	1867	2	-	2761	2	0.1%
Wrestling	Wrestling	82	-	262	-	344	810	0	0%
	Freestyle	40	-	186	-	226			
	Greco-Roman	43	-	133	-	176			
	Women's Freestyle	17	-	46	-	63			
	Traditional Wrestling	-	-	1	-	1			
<b>Totals</b>		<b>10385</b>	<b>4</b>	<b>18833</b>	<b>3</b>		<b>29,218</b>	<b>7</b>	<b>0.02%</b>

Table 14: GHRF(GHRH) Tests Conducted in ASOIF Sports/Disciplines (Urine)

Sports	Disciplines	IC		OOC		Sub Total	Total Samples	Total AAFs	% AAF
		Samples	AAF	Samples	AAF				
Aquatics	Swimming Middle Distance 200-400m	17	-	200	-	217	451	0	0%
	Swimming Sprint 100m or less	23	-	115	-	138			
	Swimming Long Distance 800m or greater	3	-	38	-	41			
	Open Water	-	-	27	-	27			
	Water Polo	-	-	10	-	10			
	Diving	-	-	10	-	10			
	Artistic Swimming	-	-	8	-	8			
Archery	Recurve	4	-	-	-	4	6	0	0%
	Compound	-	-	2	-	2			
Athletics	Sprint 400m or less	31	-	332	-	363	1018	0	0%
	Long Distance 3000m or greater	69	-	179	-	248			
	Middle Distance 800-1500m	16	-	118	-	134			
	Jumps	15	-	110	-	125			
	Throws	11	-	109	-	120			
	Combined Events	1	-	27	-	28			
Badminton	-	-	-	1	-	-	1	0	0%
Basketball	-	18	-	-	-	-	18	0	0%
Boxing	-	-	-	46	-	-	46	0	0%
Canoe/Kayak	Canoe Slalom	-	-	7	-	7	16	0	0%
	Middle Distance 500m	-	-	4	-	4			
	Sprint 200m	-	-	3	-	3			
	Long Distance 1000m	-	-	2	-	2			
Cycling	Road	50	-	243	-	293	400	0	0%
	Track Endurance	-	-	38	-	38			
	Track Sprint	1	-	20	-	21			
	Mountain Bike - Cross Country	6	-	10	-	16			
	BMX	-	-	16	-	16			
	Mountain Bike - Down Hill	6	-	6	-	12			
	Cyclo-Cross	-	-	4	-	4			
Equestrian	Jumping	-	-	3	-	3	4	0	0%
	Dressage	-	-	1	-	1			
Fencing	Epee	-	-	4	-	4	10	0	0%
	Sabre	-	-	4	-	4			
	Foil	-	-	2	-	2			
Field Hockey	-	-	-	6	-	-	6	0	0%
Football	-	37	-	61	-	-	98	0	0%
Golf	-	-	-	1	-	-	1	0	0%
Gymnastics	Artistic	1	-	46	-	47	60	0	0%
	Rhythmic	-	-	10	-	10			
	Trampoline	-	-	3	-	3			
Handball	Indoor	6	-	2	-	-	8	0	0%
Judo	-	35	-	39	-	-	74	0	0%
Modern Pentathlon	-	-	-	6	-	-	6	0	0%
Rowing	-	-	-	131	-	-	131	0	0%
Rugby Union	Sevens	17	-	113	-	130	189	0	0%
	Fifteens	16	-	43	-	59			
Sailing	Sailing	-	-	4	-	4	5	0	0%
	RS:X	-	-	1	-	1			
Shooting	Pistol	12	-	-	-	-	12	0	0%

Table 14: GHRF(GHRH) Tests Conducted in ASOIF Sports/Disciplines (Urine) - continued

Sports	Disciplines	IC		OOC		Sub Total	Total Samples	Total AAFs	% AAF
		Samples	AAF	Samples	AAF				
Taekwondo	Sparring	4	-	8	-	-	12	0	0%
Tennis	-	7	-	45	-	-	52	0	0%
Triathlon	-	8	-	102	-	-	110	0	0%
Volleyball	Beach	1	-	6	-	7	13	0	0%
	Volleyball	2	-	4	-	6			
Weightlifting	Weightlifting	165	-	240	-	-	405	0	0%
Wrestling	Freestyle	-	-	46	-	46	76	0	0%
	Greco-Roman	-	-	21	-	21			
	Wrestling	-	-	6	-	6			
	Women's Freestyle	-	-	2	-	2			
	Traditional Wrestling	-	-	1	-	1			
<b>Totals</b>		<b>582</b>	<b>0</b>	<b>2646</b>	<b>0</b>		<b>3,228</b>	<b>0</b>	<b>0%</b>

**Table 15: GnRH Tests Conducted in ASOIF Sports/Disciplines (Urine)**

Sports	Disciplines	IC		OOC		Sub Total	Total Samples	Total AAFs	% AAF
		Samples	AAF	Samples	AAF				
Aquatics	Swimming Sprint 100m or less	121	-	428	-	549	1581	0	0%
	Swimming Middle Distance 200-400m	70	-	479	-	549			
	Water Polo	64	-	94	-	158			
	Swimming Long Distance 800m or greater	18	-	110	-	128			
	Open Water	12	-	91	-	103			
	Diving	8	-	49	-	57			
	Artistic Swimming	3	-	34	-	37			
Archery	Compound	9	-	2	-	11	24	0	0%
	Recurve	7	-	-	-	7			
	Archery	6	-	-	-	6			
Athletics	Sprint 400m or less	279	-	1097	-	1376	3917	0	0%
	Long Distance 3000m or greater	252	-	639	-	891			
	Throws	129	-	406	-	535			
	Jumps	126	-	382	-	508			
	Middle Distance 800-1500m	102	-	328	-	430			
	Combined Events	45	-	116	-	161			
	Discus Throwing (R)	-	-	5	-	5			
	Race Walk	5	-	-	-	5			
	Shot-put (R)	-	-	3	-	3			
	High Jump (R)	-	-	2	-	2			
	Cross Country	1	-	-	-	1			
Badminton	-	24	-	98	-	-	122	0	0%
Basketball	Basketball	211	-	246	-	457	480	0	0%
	3 on 3	-	-	23	-	23			
Boxing	-	59	-	336	-	-	395	0	0%
Canoe/Kayak	Middle Distance 500m	10	-	129	-	139	512	0	0%
	Canoe Slalom	53	-	82	-	135			
	Sprint 200m	22	-	97	-	119			
	Long Distance 1000m	7	-	84	-	91			
	Wildwater	-	-	12	-	12			
	Marathon	11	-	1	-	12			
	Freestyle	-	-	4	-	4			
Cycling	Road	920	-	1148	-	2068	3342	0	0%
	Mountain Bike - Cross Country	254	-	129	-	383			
	Track Endurance	56	-	247	-	303			
	Track Sprint	59	-	232	-	291			
	BMX	34	-	109	-	143			
	Cyclo-Cross	60	-	63	-	123			
	Mountain Bike - Down Hill	21	-	7	-	28			
	Mountain Bike	-	-	1	-	1			
	Trials	1	-	-	-	1			
	Cycle-Ball	1	-	-	-	1			
Equestrian	Jumping	2	-	13	-	15	32	0	0%
	Eventing	2	-	12	-	14			
	Dressage	-	-	2	-	2			
	Endurance	-	-	1	-	1			
Fencing	Epee	6	-	21	-	27	73	0	0%
	Sabre	8	-	19	-	27			
	Foil	5	-	14	-	19			
Field Hockey	Field Hockey	15	-	62	-	77	91	0	0%
	Indoor	14	-	-	-	14			

**Table 15: GnRH Tests Conducted in ASOIF Sports/Disciplines (Urine) - continued**

Sports	Disciplines	IC		OOC		Sub Total	Total Samples	Total AAFs	% AAF
		Samples	AAF	Samples	AAF				
Football	Football	1835	-	1193	-	3027	3044	0	0%
	Futsal	15	-	1	-	16			
Golf	-	19	-	5	-	-	24	0	0%
Gymnastics	Artistic	18	-	201	-	219	302	0	0%
	Trampoline	3	-	31	-	34			
	Rhythmic	5	-	27	-	32			
	Aerobic	2	-	6	-	8			
	Acrobatic	2	-	6	-	8			
	Tumbling	-	-	1	-	1			
Handball	Indoor	127	-	203	-	330	331	0	0%
	Beach	-	-	1	-	1			
Judo	-	79	-	323	-	-	402	0	0%
Modern Pentathlon	-	3	-	40	-	-	43	0	0%
Rowing	-	82	-	566	-	-	648	0	0%
Rugby Union	Fifteens	200	-	964	-	1164	1412	0	0%
	Sevens	44	-	204	-	248			
	Sailing	4	-	40	-	44			
Sailing	Laser	-	-	2	-	2	54	0	0%
	49er crew	-	-	2	-	2			
	49er helm	-	-	2	-	2			
	470 crew	-	-	1	-	1			
	RS:X	-	-	1	-	1			
	NACRA 17	-	-	1	-	1			
	Finn	-	-	1	-	1			
	Pistol	12	-	-	-	12			
Shooting	Shotgun	1	-	-	-	1	14	0	0%
	Shooting	-	-	1	-	1			
Table Tennis	-	19	-	26	-	-	45	0	0%
Taekwondo	Sparring	24	-	116	-	140	146	0	0%
	Poomsae	2	-	4	-	6			
Tennis	-	1511	-	602	-	-	2113	0	0%
Triathlon	Triathlon	65	-	298	-	363	390	0	0%
	Duathlon	9	-	7	-	16			
	Long Distance	-	-	6	-	6			
	Winter Triathlon	4	-	-	-	4			
	Cross Triathlon	-	-	1	-	1			
Volleyball	Volleyball	95	-	89	-	184	236	0	0%
	Beach	11	-	39	-	50			
	Hall (R)	1	-	1	-	2			
Weightlifting	-	502	-	1359	-	-	1861	0	0%
Wrestling	Wrestling	30	-	143	-	173	447	0	0%
	Freestyle	25	-	114	-	139			
	Greco-Roman	24	-	66	-	90			
	Women's Freestyle	12	-	32	-	44			
	Traditional Wrestling	-	-	1	-	1			
<b>Totals</b>		<b>7897</b>	<b>0</b>	<b>14184</b>	<b>0</b>		<b>22,081</b>	<b>0</b>	<b>0%</b>

**Table 16: Insulin Tests Conducted in ASOIF Sports/Disciplines (Urine and Blood)**

**Urine**

Sports	Disciplines	IC		OOC		Sub Total	Total Samples	Total AAFs	% AAF
		Samples	AAF	Samples	AAF				
Aquatics	Swimming Middle Distance 200-400m	1	-	55	-	56	115	0	0.0%
	Swimming Sprint 100m or less	3	-	32	-	35			
	Swimming Long Distance 800m or greater	-	-	13	-	13			
	Open Water	-	-	10	-	10			
	Water Polo	-	-	1	-	1			
Athletics	Sprint 400m or less	16	-	79	-	95	310	0	0%
	Throws	7	-	70	-	77			
	Jumps	2	-	47	-	49			
	Long Distance 3000m or greater	5	-	33	-	38			
	Middle Distance 800-1500m	4	-	32	-	36			
	Combined Events	-	-	15	-	15			
Boxing	-	5	-	18	-	-	23	0	0%
Canoe/Kayak	Middle Distance 500m	-	-	22	-	22	35	0	0%
	Canoe Slalom	-	-	13	-	13			
Cycling	Road	12	-	121	-	133	168	0	0%
	Track Endurance	1	-	15	-	16			
	Mountain Bike - Cross Country	3	-	6	-	9			
	Track Sprint	-	-	8	-	8			
	BMX	-	-	1	-	1			
	Mountain Bike - Down Hill	-	-	1	-	1			
Football	-	52	-	24	-	-	76	0	0%
Gymnastics	Artistic	-	-	31	-	31	38	0	0%
	Trampoline	-	-	7	-	7			
Handball	Indoor	2	-	13	-	-	15	0	0%
Judo	-	28	-	-	-	-	28	0	0%
Modern Pentathlon	-	-	-	4	-	-	4	0	0%
Rowing	-	1	-	52	-	-	53	0	0%
Rugby Union	Sevens	-	-	9	-	9	13	0	0%
	Fifteens	-	-	4	-	4			
Sailing	-	-	-	5	-	-	5	0	0%
Taekwondo	Sparring	2	-	9	-	-	11	0	0%
Tennis	-	-	-	5	-	-	5	0	0%
Triathlon	-	8	-	70	-	-	78	0	0%
Volleyball	Volleyball	-	-	6	-	6	11	0	0%
	Beach	1	-	4	-	5			
Weightlifting	-	51	-	117	-	-	168	0	0%
Wrestling	Wrestling	-	-	5	-	5	10	0	0%
	Freestyle	-	-	3	-	3			
	Traditional Wrestling	-	-	1	-	1			
	Greco-Roman	-	-	1	-	1			
<b>Totals</b>		<b>204</b>	<b>-</b>	<b>962</b>	<b>-</b>		<b>1,166</b>	<b>0</b>	<b>0.0%</b>

**Table 16: Insulin Tests Conducted in ASOIF Sports/Disciplines (Urine and Blood) - continued**



**2020 Anti-Doping Testing Figures**  
**Samples Analyzed and Reported by Accredited Laboratories in ADAMS**  
**Blood**

Sports	Disciplines	IC		OOC		Sub Total	Total Samples	Total AAFs	% AAF
		Samples	AAF	Samples	AAF				
Aquatics	Swimming Sprint 100m or less	-	-	1	-	1	2	0	0%
	Swimming Middle Distance 200-400m	-	-	1	-	1			
Athletics	Throws	-	-	3	-	3	10	0	0%
	Long Distance 3000m or greater	-	-	3	-	3			
	Jumps	-	-	2	-	2			
	Sprint 400m or less	-	-	2	-	2			
Cycling	Track Endurance	-	-	1	-	-	1	0	0%
Judo	-	-	-	1	-	-	1	0	0%
Tennis	-	-	-	2	-	-	2	0	0%
<b>Totals</b>		<b>0</b>	<b>0</b>	<b>16</b>	<b>0</b>		<b>16</b>	<b>0</b>	<b>0%</b>

**Table 17: IGF-I Analogs Tests Conducted in ASOIF Sports/Disciplines (Urine and Blood)**

2020 Anti-Doping Testing Figures  
Samples Analyzed and Reported by Accredited Laboratories in ADAMS

Urine

Sports	Disciplines	IC		OOC		Sub Total	Total Samples	Total AAFs	% AAF
		Samples	AAF	Samples	AAF				
Aquatics	Swimming Middle Distance 200-400m	1	-	48	-	49	98	0	0%
	Swimming Sprint 100m or less	2	-	28	-	30			
	Swimming Long Distance 800m or greater	-	-	11	-	11			
	Open Water	-	-	8	-	8			
Athletics	Sprint 400m or less	8	-	60	-	68	233	0	0%
	Throws	4	-	53	-	57			
	Jumps	2	-	38	-	40			
	Long Distance 3000m or greater	5	-	29	-	34			
	Middle Distance 800-1500m	3	-	21	-	24			
	Combined Events	-	-	10	-	10			
Boxing	Boxing	-	-	18	-	-	18	0	0%
Canoe/Kayak	Canoe Slalom	-	-	6	-	6	10	0	0%
	Middle Distance 500m	-	-	4	-	4			
Cycling	Road	9	-	121	-	130	163	0	0%
	Track Endurance	-	-	14	-	14			
	Mountain Bike - Cross Country	3	-	6	-	9			
	Track Sprint	-	-	8	-	8			
	BMX	-	-	1	-	1			
	Mountain Bike - Down Hill	-	-	1	-	1			
Football	-	30	-	15	-	-	45	0	0%
Gymnastics	Artistic	-	-	18	-	-	18	0	0%
Handball	Indoor	-	-	2	-	-	2	0	0%
Judo	-	28	-	-	-	-	28	0	0%
Modern Pentathlon	-	-	-	3	-	-	3	0	0%
Rowing	-	-	-	44	-	-	44	0	0%
Rugby Union	Sevens	-	-	7	-	-	7	0	0%
Sailing	-	-	-	1	-	-	1	0	0%
Taekwondo	Sparring	2	-	6	-	-	8	0	0%
Tennis	-	-	-	4	-	-	4	0	0%
Triathlon	-	8	-	54	-	-	62	0	0%
Volleyball	Beach	1	-	2	-	-	3	0	0%
Weightlifting	-	36	-	63	-	-	99	0	0%
Wrestling	Wrestling	-	-	5	-	5	10	0	0%
	Freestyle	-	-	3	-	3			
	Traditional Wrestling	-	-	1	-	1			
	Greco-Roman	-	-	1	-	1			
<b>Totals</b>		<b>142</b>	<b>0</b>	<b>714</b>	<b>0</b>		<b>856</b>	<b>0</b>	<b>0%</b>

Blood

Sports	Disciplines	IC		OOC		Sub Total	Total Samples	Total AAFs	% AAF
		Samples	AAF	Samples	AAF				
Aquatics	Swimming Sprint 100m or less	-	-	1	-	1	2	0	0%
	Swimming Middle Distance 200-400m	-	-	1	-	1			
Athletics	Throws	-	-	3	-	3	9	0	0%
	Sprint 400m or less	-	-	2	-	2			
	Jumps	-	-	2	-	2			
	Long Distance 3000m or greater	-	-	2	-	2			
Cycling	Track Endurance	-	-	1	-	-	1	0	0%
Judo	-	-	-	1	-	-	1	0	0%
Tennis	-	-	-	2	-	-	2	0	0%
<b>Totals</b>		<b>0</b>	<b>0</b>	<b>15</b>	<b>0</b>		<b>15</b>	<b>0</b>	<b>0%</b>

**Table 18: hGH Isoforms Tests Conducted in ASOIF Sports/Disciplines (Blood)**

Sports	Disciplines	IC			OOC			sub total	Total Samples	Total AAFs	% AAF
		Samples	ATF	AAF	Samples	ATF	AAF				
Aquatics	Swimming Sprint 100m or less	34	-	-	160	-	-	194	564	0	0%
	Swimming Middle Distance 200-400m	15	-	-	163	-	-	178			
	Water Polo	9	-	-	72	-	-	81			
	Swimming Long Distance 800m or greater	8	-	-	42	-	-	50			
	Open Water	1	-	-	30	-	-	31			
	Artistic Swimming	-	-	-	16	-	-	16			
	Diving	1	-	-	13	-	-	14			
Archery	-	-	-	-	-	-	-	1	0	0%	
Athletics	Sprint 400m or less	43	-	-	198	-	-	241	795	0	0%
	Throws	25	-	-	141	-	-	166			
	Long Distance 3000m or greater	13	-	-	123	-	-	136			
	Jumps	17	-	-	107	-	-	124			
	Middle Distance 800-1500m	2	-	-	83	-	-	85			
	Combined Events	4	-	-	36	-	-	40			
	Race Walk	-	-	-	3	-	-	3			
Badminton	-	7	-	-	136	-	-	143	0	0%	
Basketball	Basketball	16	-	-	141	-	-	157	178	0	0%
	3 on 3	-	-	-	21	-	-	21			
Boxing	-	20	-	-	126	-	-	-	146	0	0%
Canoe/Kayak	Middle Distance 500m	3	-	-	51	-	-	54	167	0	0%
	Sprint 200m	19	-	-	29	-	-	48			
	Long Distance 1000m	4	-	-	30	-	-	34			
	Canoe Slalom	-	-	-	20	-	-	20			
	Freestyle	-	-	-	6	-	-	6			
	Marathon	4	-	-	-	-	-	4			
	Wildwater	-	-	-	1	-	-	1			
Cycling	Road	33	-	-	295	-	-	328	605	0	0.0%
	Mountain Bike - Cross Country	60	-	-	31	-	-	91			
	Track Sprint	12	-	-	68	-	-	80			
	Track Endurance	7	-	-	50	-	-	57			
	BMX	6	-	-	20	-	-	26			
	Cyclo-Cross	8	-	-	6	-	-	14			
	Mountain Bike - Down Hill	2	-	-	5	-	-	7			
	Mountain Bike	-	-	-	2	-	-	2			
Equestrian	Jumping	-	-	-	4	-	-	4	7	0	0%
	Vaulting	1	-	-	-	-	-	1			
	Endurance	1	-	-	-	-	-	1			
	Eventing	-	-	-	1	-	-	1			
Fencing	Epee	-	-	-	15	-	-	15	33	0	0%
	Foil	-	-	-	10	-	-	10			
	Sabre	-	-	-	8	-	-	8			
Field Hockey	Field Hockey	8	-	-	17	-	-	25	28	0	0%
	Indoor	3	-	-	-	-	-	3			
Football	Football	145	-	-	536	-	-	681	687	0	0%
	Futsal	-	-	-	6	-	-	6			
Golf	-	-	-	-	1	-	-	-	1	0	0%
Gymnastics	Artistic	5	-	-	67	-	-	72	96	0	0%
	Rhythmic	1	-	-	9	-	-	10			
	Acrobatic	1	-	-	5	-	-	6			
	Aerobic	1	-	-	3	-	-	4			
	Trampoline	1	-	-	2	-	-	3			
	Tumbling	-	-	-	1	-	-	1			
Handball	Indoor	19	-	-	115	-	-	134	135	0	0%
	Beach	-	-	-	1	-	-	1			
Judo	-	9	-	-	108	2	-	-	117	0	0%

Table 18: hGH Isoforms Tests Conducted in ASOIF Sports/Disciplines (Blood) - continued

Sports	Disciplines	IC			OOC			sub total	Total Samples	Total AAFs	% AAF
		Samples	ATF	AAF	Samples	ATF	AAF				
Modern Pentathlon	-	-	-	-	17	-	-	-	17	0	0%
Rowing	-	31	-	-	147	-	-	-	178	0	0%
Rugby Union	Fifteens	2	-	-	245	-	-	247	306	0	0%
	Sevens	-	-	-	59	-	-	59			
Sailing	Sailing	-	-	-	7	-	-	7	10	0	0%
	49er helm	-	-	-	2	-	-	2			
	Laser (R)	-	-	-	1	-	-	1			
Shooting	Rifle	-	-	-	2	-	-	2	4	0	0%
	Shooting	-	-	-	1	-	-	1			
	Pistol	-	-	-	1	-	-	1			
Table Tennis	-	2	-	-	14	-	-	-	16	0	0%
Taekwondo	Sparring	22	-	-	28	-	-	-	50	0	0%
Tennis	-	4	-	-	214	-	-	-	218	0	0%
Triathlon	-	6	-	-	74	-	-	-	80	0	0%
Volleyball	Volleyball	5	-	-	24	-	-	29	48	0	0%
	Beach	4	-	-	15	-	-	19			
Weightlifting	-	146	-	-	612	-	-	-	758	0	0%
Wrestling	Wrestling	29	-	-	66	2	1	95	246	1	0%
	Greco-Roman	9	-	-	66	-	-	75			
	Freestyle	12	-	-	29	-	-	41			
	Women's Freestyle	-	-	-	35	-	-	35			
<b>Totals</b>		<b>840</b>	<b>0</b>	<b>0</b>	<b>4,794</b>	<b>4</b>	<b>1</b>		<b>5,634</b>	<b>1</b>	<b>0.02%</b>

**Table 19: hGH Biomarkers Tests Conducted in ASOIF Sports/Disciplines (Blood)**

Sports	Disciplines	IC			OOC			sub total	Total Samples	Total AAFs	% AAF
		Samples	ATF	AAF	Samples	ATF	AAF				
Aquatics	Swimming Sprint 100m or less	11	-	-	41	-	-	52	138	0	0%
	Swimming Middle Distance 200-400m	2	-	-	48	-	-	50			
	Water Polo	-	-	-	12	-	-	12			
	Swimming Long Distance 800m or greater	5	-	-	6	-	-	11			
	Artistic Swimming	-	-	-	6	-	-	6			
	Open Water	-	-	-	5	-	-	5			
	Diving	-	-	-	2	-	-	2			
Athletics	Sprint 400m or less	13	-	-	71	-	-	84	278	0	0%
	Long Distance 3000m or greater	2	-	-	54	-	-	56			
	Throws	10	-	-	33	-	-	43			
	Jumps	8	-	-	28	-	-	36			
	Middle Distance 800-1500m	11	-	-	21	-	-	32			
	Combined Events	6	-	-	21	-	-	27			
Badminton	-	1	-	-	71	-	-	72	0	0%	
Basketball	Basketball	4	-	-	23	-	-	27	32	0	0%
	3 on 3	-	-	-	5	-	-	5			
Boxing	-	-	-	-	39	-	-	39	0	0%	
Canoe/Kayak	Middle Distance 500m	1	-	-	26	-	-	27	72	0	0%
	Canoe Slalom	-	-	-	20	-	-	20			
	Long Distance 1000m	1	-	-	15	-	-	16			
	Sprint 200m	2	-	-	5	-	-	7			
	Wildwater	-	-	-	2	-	-	2			
Cycling	Road	26	-	-	130	-	-	156	314	0	0%
	Track Endurance	6	-	-	58	-	-	64			
	Mountain Bike - Cross Country	4	-	-	44	-	-	48			
	Cyclo-Cross	8	-	-	12	-	-	20			
	Track Sprint	2	-	-	14	-	-	16			
	BMX	-	-	-	6	-	-	6			
	Mountain Bike - Down Hill	-	-	-	4	-	-	4			
Equestrian	Jumping	-	-	-	2	-	-	2	5	0	0%
	Vaulting	1	-	-	-	-	-	1			
	Endurance	1	-	-	-	-	-	1			
	Eventing	-	-	-	1	-	-	1			
Fencing	Epee	-	-	-	4	-	-	4	10	0	0%
	Sabre	-	-	-	4	-	-	4			
	Foil	-	-	-	2	-	-	2			
Field Hockey	Field Hockey	2	-	-	4	-	-	6	8	0	0%
	Indoor	2	-	-	-	-	-	2			
Football	Football	29	-	-	464	-	-	493	497	0	0%
	Futsal	-	-	-	4	-	-	4			
Golf	-	1	-	-	1	-	-	2	0	0%	
Gymnastics	Artistic	6	-	-	13	-	-	19	31	0	0%
	Rhythmic	-	-	-	6	-	-	6			
	Acrobatic	-	-	-	4	-	-	4			
	Aerobic	-	-	-	2	-	-	2			
Handball	Indoor	-	-	-	27	-	-	27	0	0%	
Judo	-	3	-	-	55	-	-	58	0	0%	
Modern Pentathlon	-	-	-	-	6	-	-	6	0	0%	
Rowing	-	8	-	-	114	-	-	122	0	0%	
Rugby Union	Fifteens	6	-	-	70	-	-	76	84	0	0%
	Sevens	2	-	-	6	-	-	8			
Sailing	-	-	-	-	2	-	-	2	0	0%	
Table Tennis	-	-	-	-	2	-	-	2	0	0%	
Taekwondo	Sparring	2	-	-	7	-	-	9	0	0%	
Tennis	-	-	-	-	12	-	-	12	0	0%	

Table 19: hGH Biomarkers Tests Conducted in ASOIF Sports/Disciplines (Blood)

Sports	Disciplines	IC			OOC			sub total	Total Samples	Total AAFs	% AAF
		Samples	ATF	AAF	Samples	ATF	AAF				
Triathlon	Triathlon	-	-	-	50	-	-	50	52	0	0%
	Duathlon	-	-	-	1	-	-	1			
	Long Distance	-	-	-	1	-	-	1			
Volleyball	Volleyball	-	-	-	19	-	-	19	24	0	0%
	Beach	-	-	-	5	-	-	5			
Weightlifting	-	64	-	-	161	-	-	-	225	0	0%
Wrestling	Wrestling	-	-	-	28	1	-	28	47	0	0%
	Greco-Roman	2	-	-	7	-	-	9			
	Freestyle	2	-	-	6	-	-	8			
	Women's Freestyle	2	-	-	-	-	-	2			
<b>Totals</b>		<b>256</b>	<b>0</b>	<b>0</b>	<b>1,912</b>	<b>1</b>	<b>0</b>		<b>2,168</b>	<b>0</b>	<b>0%</b>

Table 20: HBOC Tests Conducted in ASOIF Sports/Disciplines (Blood)

Sports	Disciplines	IC		OOC		Sub Total	Total Samples	Total AAFs	% AAF
		Samples	AAF	Samples	AAF				
Aquatics	Swimming Sprint 100m or less	-	-	23	-	23	37	0	0%
	Swimming Middle Distance 200-400m	-	-	9	-	9			
	Water Polo	-	-	2	-	2			
	Open Water	-	-	1	-	1			
	Diving	-	-	1	-	1			
	Swimming Long Distance 800m or greater	-	-	1	-	1			
Athletics	Sprint 400m or less	10	-	18	-	28	103	0	0%
	Throws	8	-	15	-	23			
	Jumps	8	-	13	-	21			
	Middle Distance 800-1500m	10	-	8	-	18			
	Combined Events	5	-	6	-	11			
	Long Distance 3000m or greater	2	-	-	-	2			
Basketball	-	-	-	-	16	0	0%		
Boxing	-	-	-	-	12	0	0%		
Canoe/Kayak	Middle Distance 500m	-	-	4	-	4	13	0	0%
	Sprint 200m	-	-	3	-	3			
	Canoe Slalom	-	-	3	-	3			
	Long Distance 1000m	-	-	3	-	3			
Cycling	Road	-	-	15	-	15	41	0	0%
	Track Sprint	-	-	9	-	9			
	Track Endurance	-	-	8	-	8			
	BMX	-	-	5	-	5			
	Mountain Bike - Cross Country	-	-	2	-	2			
	Cyclo-Cross	-	-	1	-	1			
	Mountain Bike - Down Hill	-	-	1	-	1			
Field Hockey	Field Hockey	3	-	7	-	10	12	0	0%
	Indoor	2	-	-	-	2			
Football	-	1	-	15	-	16	0	0%	
Gymnastics	Artistic	2	-	2	-	4	5	0	0%
	Acrobatic	-	-	1	-	1			
Judo	-	-	-	12	-	12	0	0%	
Modern Pentathlon	-	-	-	4	-	4	0	0%	
Rowing	-	-	-	26	-	26	0	0%	
Rugby Union	Fifteens	-	-	49	-	49	70	0	0%
	Sevens	-	-	21	-	21			
Taekwondo	Sparring	1	-	1	-	2	0	0%	
Tennis	-	-	-	5	-	5	0	0%	
Triathlon	-	-	-	4	-	4	0	0%	
Weightlifting	-	34	-	109	-	143	0	0%	
Wrestling	Wrestling	-	-	23	-	23	31	0	0%
	Greco-Roman	-	-	5	-	5			
	Freestyle	-	-	3	-	3			
<b>Totals</b>		<b>86</b>	<b>0</b>	<b>466</b>	<b>0</b>	<b>552</b>	<b>0</b>	<b>0%</b>	

**Table 21: HBT Tests Conducted in ASOIF Sports/Disciplines (Blood)**

Sports	Disciplines	IC		OOC		Sub Total	Total Samples	Total AAFs	% AAF
		Samples	AAF	Samples	AAF				
<b>Aquatics</b>	Swimming Middle Distance 200-400m	-	-	1	-	-	<b>1</b>	<b>0</b>	0%
<b>Athletics</b>	Long Distance 3000m or greater	-	-	13	-	13	<b>14</b>	<b>0</b>	0%
	Sprint 400m or less	-	-	1	-	1			
<b>Canoe/Kayak</b>	Sprint 200m	-	-	2	-	2	<b>3</b>	<b>0</b>	0%
	Middle Distance 500m	-	-	1	-	1			
<b>Cycling</b>	Road	-	-	14	-	14	<b>26</b>	<b>0</b>	0%
	Mountain Bike - Cross Country	11	-	-	-	11			
	Track Endurance	-	-	1	-	1			
<b>Totals</b>		<b>11</b>	<b>0</b>	<b>33</b>	<b>0</b>		<b>44</b>	<b>0</b>	<b>0%</b>



Table 22: GC/C/IRMS Tests Conducted in AIOWF Sports/Disciplines for Markers of the Steroid Profile (Urine)

Sports	Disciplines	IC		OOC		Sub Total	Total Samples	Total AAFs	% AAF
		Samples	AAF	Samples	AAF				
Biathlon	-	7	-	24	-	-	31	0	0%
Bobsleigh	Bobsleigh	6	-	18	-	24	30	0	0%
	Skeleton	2	-	4	-	6			
Curling	-	1	-	3	-	-	4	0	0%
Ice Hockey	-	37	-	29	-	-	66	0	0%
Luge	-	2	-	12	-	-	14	0	0%
Skating	Speed Skating greater than 1500m	9	-	8	-	17	51	0	0%
	Speed Skating 1500m or less	14	-	1	-	15			
	Short Track	7	-	5	-	12			
	Figure Skating	2	-	4	-	6			
	Speed Skating	1	-	-	-	1			
Skiing	Cross-Country	12	-	35	-	47	108	0	0%
	Alpine	4	-	16	-	20			
	Nordic Combined	4	-	7	-	11			
	Snowboard	3	-	8	-	11			
	Freestyle	2	-	9	-	11			
	Ski Jumping	-	-	8	-	8			
<b>Totals</b>		<b>113</b>	<b>0</b>	<b>191</b>	<b>0</b>		<b>304</b>	<b>0</b>	<b>0.0%</b>

Table 23: GC/C/IRMS Tests Conducted in AIOWF Sports/Disciplines for Other Targets (Urine)

19-norandrosterone

Sports	Disciplines	IC		OOC		Sub Total	Total Samples	Total AAFs	% AAF
		Samples	AAF	Samples	AAF				
Bobsleigh	-	1	-	-	-	-	1	0	0%
Skating	Speed Skating greater than 1500m	-	-	1	-	-	1	0	0%
<b>Totals</b>		<b>1</b>	<b>0</b>	<b>1</b>	<b>0</b>		<b>2</b>	<b>0</b>	<b>0%</b>

Boldenone

Sports	Disciplines	IC		OOC		Sub Total	Total Samples	Total AAFs	% AAF
		Samples	AAF	Samples	AAF				
Skiing	Cross-Country	-	-	1	-	-	1	0	0%
<b>Totals</b>		<b>0</b>	<b>0</b>	<b>1</b>	<b>0</b>		<b>1</b>	<b>0</b>	<b>0%</b>

\*No GC/C/IRMS tests for formestane were recorded in ADAMS for AIOWF Sports/Disciplines

Table 24: ESA Tests Conducted in AIOWF Sports/Disciplines (Urine and Blood)

Sports	Disciplines	Urine				Sub Total	Total Samples	Total AAFs	% AAF
		IC Samples	AAF	OOB Samples	AAF				
Biathlon	-	462	-	1044	-	-	1506	0	0%
Bobsleigh	Bobsleigh	14	-	88	-	102	118	0	0%
	Skeleton	-	-	16	-	16			
Curling	-	-	-	12	-	-	12	0	0%
Ice Hockey	-	76	-	112	-	-	188	0	0%
Luge	-	-	-	21	-	-	21	0	0%
Skating	Speed Skating greater than 1500m	94	-	161	-	255	713	1	0%
	Speed Skating 1500m or less	66	-	160	-	226			
	Short Track	54	-	122	-	176			
	Figure Skating	15	-	40	1	55			
	Synchronized Skating	1	-	-	-	1			
Skiing	Cross-Country	277	-	819	1	1096	1713	2	0%
	Alpine	24	-	201	-	225			
	Nordic Combined	36	-	141	-	177			
	Freestyle	18	-	69	-	87			
	Snowboard	12	-	68	1	80			
	Ski Jumping	2	-	46	-	48			
<b>Totals</b>		<b>1,151</b>	<b>0</b>	<b>3,120</b>	<b>3</b>		<b>4,271</b>	<b>3</b>	<b>0.1%</b>

Sports	Disciplines	Blood				Sub Total	Total Samples	Total AAFs	% AAF
		IC Samples	AAF	OOB Samples	AAF				
Biathlon	Biathlon	1	-	45	-	-	46	0	0%
Skating	Speed Skating greater than 1500m	16	-	16	-	32	66	0	0%
	Speed Skating 1500m or less	8	-	11	-	19			
	Short Track	-	-	15	-	15			
Skiing	Cross-Country	-	-	86	-	86	101	1	1%
	Nordic Combined	-	-	9	-	9			
	Alpine	-	-	5	-	5			
	Snowboard	-	-	1	1	1			
<b>Totals</b>		<b>25</b>	<b>0</b>	<b>188</b>	<b>1</b>		<b>213</b>	<b>1</b>	<b>0.5%</b>

Table 25: GHRF(GHS/GHRP) Tests Conducted in AIOWF Sports/Disciplines (Urine)

Sports	Disciplines	IC		OOC		Sub Total	Total Samples	Total AAFs	% AAF
		Samples	AAF	Samples	AAF				
Biathlon	Biathlon	133	-	546	-	679	679	0	0%
Bobsleigh	Bobsleigh	28	-	220	-	248	359	0	0%
	Skeleton	34	-	77	-	111			
Curling	Curling	25	-	21	-	46	46	0	0%
Ice Hockey	Ice Hockey	196	-	270	-	466	466	0	0%
Luge	Luge	13	-	107	-	120	120	0	0%
Skating	Speed Skating 1500m or less	74	-	194	-	268	763	0	0%
	Speed Skating greater than 1500m	74	-	127	-	201			
	Short Track	58	-	110	-	168			
	Figure Skating	54	-	71	-	125			
	Synchronized Skating	1	-	-	-	1			
Skiing	Cross-Country	46	-	342	-	388	984	0	0%
	Alpine	14	-	219	-	233			
	Freestyle	34	-	86	-	120			
	Nordic Combined	10	-	85	-	95			
	Snowboard	20	-	64	-	84			
	Ski Jumping	9	-	55	-	64			
<b>Totals</b>		<b>823</b>	<b>0</b>	<b>2594</b>	<b>0</b>		<b>3,417</b>	<b>0</b>	<b>0%</b>

Table 26: GHRF(GHRH) Tests Conducted in AIOWF Sports/Disciplines (Urine)

Sports	Disciplines	IC		OOC		Sub Total	Total Samples	Total AAFs	% AAF
		Samples	AAF	Samples	AAF				
Biathlon	-	-	-	25	-	-	25	0	0%
Bobsleigh	Bobsleigh	-	-	76	-	76	114	0	0%
	Skeleton	9	-	29	-	38			
Curling	-	13	-	-	-	-	13	0	0%
Ice Hockey	-	1	-	11	-	-	12	0	0%
Luge	-	2	-	28	-	-	30	0	0%
Skating	Speed Skating 1500m or less	16	-	74	-	90	160	0	0%
	Figure Skating	30	-	6	-	36			
	Speed Skating greater than 1500m	6	-	24	-	30			
	Short Track	-	-	4	-	4			
Skiing	Freestyle	16	-	16	-	32	95	0	0%
	Cross-Country	16	-	14	-	30			
	Alpine	-	-	27	-	27			
	Snowboard	-	-	5	-	5			
	Nordic Combined	-	-	1	-	1			
<b>Totals</b>		<b>109</b>	<b>0</b>	<b>340</b>	<b>0</b>		<b>449</b>	<b>0</b>	<b>0%</b>

Table 27: GnRH Tests Conducted in AIOWF Sports/Disciplines (Urine)

Sports	Disciplines	IC		OOC		Sub Total	Total Samples	Total AAFs	% AAF
		Samples	AAF	Samples	AAF				
Biathlon	-	11	-	361	-	-	372	0	0%
Bobsleigh	Bobsleigh	20	-	209	-	229	320	0	0%
	Skeleton	19	-	72	-	91			
Curling	-	25	-	11	-	-	36	0	0%
Ice Hockey	-	157	-	221	-	-	378	0	0%
Luge	-	13	-	95	-	-	108	0	0%
Skating	Speed Skating 1500m or less	55	-	171	-	226	597	0	0%
	Speed Skating greater than 1500m	60	-	102	-	162			
	Short Track	44	-	79	-	123			
	Figure Skating	48	-	37	-	85			
	Synchronized Skating	1	-	-	-	1			
Skiing	Cross-Country	32	-	259	-	291	721	0	0%
	Alpine	9	-	172	-	181			
	Freestyle	22	-	79	-	101			
	Nordic Combined	7	-	68	-	75			
	Snowboard	7	-	31	-	38			
	Ski Jumping	4	-	31	-	35			
<b>Totals</b>		<b>534</b>	<b>0</b>	<b>1998</b>	<b>0</b>		<b>2,532</b>	<b>0</b>	<b>0.00%</b>

Table 28: Insulin\* Tests Conducted in AIOWF Sports/Disciplines (Urine and Blood)

Sports	Disciplines	IC		OOC		Sub Total	Total Samples	Total AAFs	% AAF
		Samples	AAF	Samples	AAF				
Bobsleigh	Bobsleigh	-	-	39	-	39	52	0	0%
	Skeleton	-	-	13	-	13			
Ice Hockey	-	2	-	-	-	-	2	0	0%
Luge	-	2	-	13	-	-	15	0	0%
Skating	Short Track	-	-	1	-	-	1	0	0%
<b>Totals</b>		<b>4</b>	<b>0</b>	<b>66</b>	<b>0</b>		<b>70</b>	<b>0</b>	<b>0%</b>

\* No Insulin Tests in Blood in AIOWF Sports/Disciplines were recorded in ADAMS

Table 29: IGF-I Analogs\* Tests Conducted in AIOWF Sports/Disciplines (Urine and Blood)

Sports	Disciplines	IC		OOC		Sub Total	Total Samples	Total AAFs	% AAF
		Samples	AAF	Samples	AAF				
Biathlon	Bobsleigh	-	-	24	-	24	31	0	0%
	Skeleton	-	-	7	-	7			
Ice Hockey	-	1	-	-	-	-	1	0	0%
Luge	-	2	-	6	-	-	8	0	0%
Skating	Short Track	-	-	1	-	-	1	0	0%
<b>Totals</b>		<b>3</b>	<b>0</b>	<b>38</b>	<b>0</b>		<b>41</b>	<b>0</b>	<b>0%</b>

\* No IGF-I Analogs Tests in Blood in AIOWF Sports/Disciplines were recorded in ADAMS

Table 30: hGH Isoforms Tests Conducted in AIOWF Sports/Disciplines (Blood)

Sports	Disciplines	IC			OOC			sub total	Total Samples	Total AAFs	% AAF
		Samples	ATF	AAF	Samples	ATF	AAF				
Biathlon	-	46	-	-	239	-	-	-	285	0	0%
Bobsleigh	Bobsleigh	15	-	-	72	-	-	87	118	0	0%
	Skeleton	5	-	-	26	-	-	31			
Ice Hockey	-	47	-	-	60	-	-	-	107	0	0%
Luge	-	10	-	-	48	-	-	-	58	0	0%
Skating	Speed Skating greater than 1500m	26	-	-	49	-	-	75	197	0	0%
	Speed Skating 1500m or less	26	-	-	40	-	-	66			
	Short Track	-	-	-	46	-	-	46			
	Figure Skating	-	-	-	10	-	-	10			
Skiing	Cross-Country	7	-	-	186	-	-	193	388	0	0%
	Alpine	-	-	-	99	-	-	99			
	Nordic Combined	-	-	-	66	-	-	66			
	Snowboard	-	-	-	12	-	-	12			
	Ski Jumping	-	-	-	9	-	-	9			
	Freestyle	-	-	-	9	-	-	9			
<b>Totals</b>		<b>182</b>	<b>0</b>	<b>0</b>	<b>971</b>	<b>0</b>	<b>0</b>		<b>1,153</b>	<b>0</b>	<b>0%</b>

Table 31: hGH Biomarkers Tests Conducted in AIOWF Sports/Disciplines (Blood)

Sports	Disciplines	IC			OOC			sub total	Total Samples	Total AAFs	% AAF
		Samples	ATF	AAF	Samples	ATF	AAF				
Biathlon	-	15	-	-	48	-	-	-	63	0	0%
Bobsleigh	Bobsleigh	2	-	-	27	-	-	29	34	0	0%
	Skeleton	1	-	-	4	-	-	5			
Ice Hockey	-	7	-	-	31	-	-	-	38	0	0%
Luge	-	-	-	-	9	-	-	-	9	0	0%
Skating	Speed Skating greater than 1500m	3	-	-	14	-	-	17	49	0	0%
	Short Track	2	-	-	11	-	-	13			
	Speed Skating 1500m or less	2	-	-	9	-	-	11			
	Figure Skating	2	-	-	6	-	-	8			
Skiing	Cross-Country	2	-	-	62	-	-	64	104	0	0%
	Alpine	4	-	-	21	-	-	25			
	Snowboard	2	-	-	4	-	-	6			
	Nordic Combined	-	-	-	5	-	-	5			
	Ski Jumping	1	-	-	2	-	-	3			
	Freestyle	-	-	-	1	-	-	1			
<b>Totals</b>		<b>43</b>	<b>0</b>	<b>0</b>	<b>254</b>	<b>0</b>	<b>0</b>		<b>297</b>	<b>0</b>	<b>0%</b>

**Table 32: HBOC Tests Conducted in AIOWF Sports/Disciplines (Blood)**

Sports	Disciplines	IC		OOC		Sub Total	Total Samples	Total AAFs	% AAF
		Samples	AAF	Samples	AAF				
Biathlon	-	7	-	6	-	-	13	0	0%
Skating	Speed Skating 1500m or less	-	-	1	-	-	1	0	0%
Skiing	Freestyle	-	-	1	-	-	1	0	0%
	<b>Totals</b>	<b>7</b>	<b>0</b>	<b>8</b>	<b>0</b>		<b>15</b>	<b>0</b>	<b>0%</b>

**Table 33: HBT Tests Conducted in AIOWF Sports/Disciplines (Blood)**

Sports	Disciplines	IC		OOC		Sub Total	Total Samples	Total AAFs	% AAF
		Samples	AAF	Samples	AAF				
Biathlon	-	-	-	3	-	-	3	0	0%
Skating	Speed Skating greater than 1500m	-	-	1	-	1	2	0	0%
	Speed Skating 1500m or less	-	-	1	-	1			
Skiing	Cross-Country	1	-	3	-	4	7	0	0%
	Nordic Combined	1	-	2	-	3			
	<b>Totals</b>	<b>2</b>	<b>0</b>	<b>10</b>	<b>0</b>		<b>12</b>	<b>0</b>	<b>0%</b>

Table 34: GC/C/IRMS Tests Conducted in ARISF Sports/Disciplines for Markers of the Steroid Profile (Urine)

Sports	Disciplines	IC		OOC		Sub Total	Total Samples	Total AAFs	% AAF
		Samples	AAF	Samples	AAF				
Air Sports	Microlight and Paramotor	-	-	1	-	-	1	0	0%
American Football	-	5	-	4	-	-	9	0	0%
Automobile Sports	Automobile Sports	4	-	1	-	5	7	0	0%
	Rally	1	-	-	-	1			
	Formula 1	1	-	-	-	1			
Bandy	-	1	-	-	-	-	1	0	0%
Baseball / Softball	Baseball	-	-	7	-	7	10	0	0%
	Softball	3	-	-	-	3			
Billiards Sports	Billiards (R)	1	-	-	-	-	1	0	0%
Boules Sports	Petanque	1	-	-	-	1	2	0	0%
	Lawn Bowl (R)	1	-	-	-	1			
Cricket	-	5	-	6	-	-	11	0	0%
DanceSport	-	-	-	2	-	-	2	0	0%
Floorball	-	5	-	-	-	-	5	0	0%
Icestocksport	Icestocksport Target	3	-	-	-	3	4	0	0%
	Icestocksport Distance	1	-	-	-	1			
Karate	-	8	-	11	-	-	19	0	0%
Kickboxing	-	4	-	2	-	-	6	0	0%
Korfball	-	1	-	-	-	-	1	0	0%
Lifesaving	-	-	-	2	-	-	2	0	0%
Muaythai	-	-	-	1	-	-	1	0	0%
Netball	-	-	-	1	-	-	1	0	0%
Orienteering	Orienteering	1	-	1	-	2	3	0	0%
	Mountain Bike Orienteering	1	-	-	-	1			
Roller Sports	Skateboarding	-	-	2	-	2	4	0	0%
	Inline Speed Skating Sprint 1000m or less	1	-	1	-	2			
Ski Mountaineering	-	2	-	1	-	-	3	0	0%
Sport Climbing	Sport Climbing	1	-	3	-	4	8	0	0%
	Boulder	1	-	-	-	1			
	Speed	1	-	-	-	1			
	Combined	-	-	1	-	1			
	Lead	1	-	-	-	1			
Squash	-	-	-	4	-	-	4	0	0%
Sumo	-	1	-	-	-	-	1	0	0%
Surfing	-	-	-	1	-	-	1	0	0%
Tug of War	-	1	-	-	-	-	1	0	0%
Underwater Sports	Finswimming Pool	1	-	-	-	-	1	0	0%
Waterskiing	Cableski	-	-	1	-	-	1	0	0%
<b>Totals</b>		<b>57</b>	<b>0</b>	<b>53</b>	<b>0</b>		<b>110</b>	<b>0</b>	<b>0%</b>

Table 35: GC/C/IRMS Tests\* Conducted in ARISF Sports/Disciplines for for Other Targets (Urine)

19-norandrosterone

Sports	Disciplines	IC		OOC		Sub Total	Total Samples	Total AAFs	% AAF
		Samples	AAF	Samples	AAF				
Cricket	-	-	-	1	1	-	1	1	100%
Motorcycle Racing	-	1	-	-	-	-	1	0	0%
<b>Totals</b>		<b>1</b>	<b>0</b>	<b>1</b>	<b>1</b>		<b>2</b>	<b>1</b>	<b>50%</b>

boldenone

Sports	Disciplines	IC		OOC		Sub Total	Total Samples	Total AAFs	% AAF
		Samples	AAF	Samples	AAF				
Air Sports	Microlight and Paramotor	-	-	1	-	-	1	0	0%
American Football	-	-	-	2	-	-	2	0	0%
Baseball	-	1	-	1	-	-	2	0	0%
Motorcycle Racing	-	1	-	-	-	-	1	0	0%
Sport Climbing	-	-	-	1	-	-	1	0	0%
<b>Totals</b>		<b>2</b>	<b>0</b>	<b>5</b>	<b>0</b>		<b>7</b>	<b>0</b>	<b>0%</b>

formestane

Sports	Disciplines	IC		OOC		Sub Total	Total Samples	Total AAFs	% AAF
		Samples	AAF	Samples	AAF				
Underwater Sports	Finswimming Open Water	-	-	1	-	-	1	0	0%
Cricket	-	-	-	1	-	-	1	0	0%
<b>Totals</b>		<b>0</b>	<b>0</b>	<b>2</b>	<b>0</b>		<b>2</b>	<b>0</b>	<b>0%</b>



Table 36: ESA Tests Conducted in ARISF Sports/Disciplines (Urine and Blood)

		Urine							
Sports	Disciplines	IC		OOC		Sub Total	Total Samples	Total AAFs	% AAF
		Samples	AAF	Samples	AAF				
American Football	-	12	-	15	-	-	27	0	0%
Automobile Sports	Automobile Sports	10	-	4	-	14	20	0	0%
	Rally	4	-	-	-	4			
	Karting	2	-	-	-	2			
Bandy	-	5	-	-	-	-	5	0	0%
Baseball / Softball	Baseball	19	-	26	-	45	85	0	0%
	Softball	9	-	31	-	40			
Cricket	Cricket	29	-	123	-	152	153	0	0%
	Twenty20	-	-	1	-	1			
DanceSport	DanceSport	3	-	5	-	8	11	0	0%
	Standard	3	-	-	-	3			
Floorball	-	5	-	12	-	-	17	0	0%
Flying Disc	Ultimate	1	-	-	-	-	1	0	0%
Karate	-	69	-	105	-	174	174	0	0%
Kickboxing	Kickboxing	19	-	21	-	40	52	0	0%
	Full Contact	-	-	5	-	5			
	Light Contact	1	-	2	-	3			
	K1 Rules	2	-	-	-	2			
	Low Kick	-	-	1	-	1			
	Kick Light	-	-	1	-	1			
Korfball	-	4	-	3	-	-	7	0	0%
Lifesaving	-	15	-	25	-	-	40	0	0%
Motorcycle Racing	Motorcycle Racing	5	-	1	-	6	15	0	0%
	Motocross	1	-	2	-	3			
	Road Racing	3	-	-	-	3			
	Enduro	1	-	-	-	1			
	Trial	1	-	-	-	1			
	Speedway	1	-	-	-	1			
Mountaineering and Climbing	Skyrunning	2	-	2	-	4	9	0	0%
	Ski Mountaineering	-	-	2	-	2			
	Ice Climbing	-	-	2	-	2			
	Climbing	-	-	1	-	1			
Muaythai	-	8	-	14	-	-	22	0	0%
Netball	-	-	-	11	-	-	11	0	0%
Orienteering	Foot Orienteering	8	-	10	-	18	45	0	0%
	Orienteering	5	-	10	-	15			
	Ski Orienteering	4	-	2	-	6			
	Mountain Bike Orienteering	3	-	3	-	6			
Powerboating	Aquabike	-	-	2	-	-	2	0	0%
Racquetball	-	-	-	1	-	-	1	0	0%
Roller Sports	Inline Speed Skating Sprint 1000m or less	9	-	10	-	19	57	0	0%
	Inline Speed Skating Distance greater than 1000m	9	-	9	-	18			
	Skateboarding	2	-	13	-	15			
	Hockey	1	-	2	-	3			
	Artistic	1	-	-	-	1			
	Inline Freestyle	1	-	-	-	1			
Ski Mountaineering	-	38	-	47	-	-	85	0	0%

Table 36: ESA Tests Conducted in ARISF Sports/Disciplines (Urine and Blood) - continued

		Urine							
Sports	Disciplines	IC		OOC		Sub Total	Total Samples	Total AAFs	% AAF
		Samples	AAF	Samples	AAF				
Sport Climbing	Boulder	7	-	22	-	29	74	0	0%
	Speed	10	-	10	-	20			
	Combined	4	-	8	-	12			
	Sport Climbing	2	-	6	-	8			
	Lead	3	-	1	-	4			
	Mountain Running	1	-	-	-	1			
Squash	-	7	-	20	-	-	27	0	0%
Sumo	-	8	-	5	-	-	13	0	0%
Surfing	-	6	-	11	-	-	17	0	0%
Tug of War	-	2	-	1	-	-	3	0	0%
Underwater Sports	Finswimming Pool	11	-	13	-	24	41	0	0%
	Apnoea (all subdisciplines)	5	-	4	-	9			
	UW Rugby	2	-	3	-	5			
	Spearfishing	2	-	-	-	2			
	Free Diving	1	-	-	-	1			
Waterskiing	Wakeboard Boat	2	-	-	-	2	7	0	0%
	Racing Water Ski	1	-	-	-	1			
	Tournament	1	-	-	-	1			
	Cable Wakeboard	-	-	1	-	1			
	Barefoot	-	-	1	-	1			
	Cableski	-	-	1	-	1			
Wushu	Taolu	-	-	5	-	5	7	0	0%
	Sanda	1	-	1	-	2			
<b>Totals</b>		<b>391</b>	<b>0</b>	<b>637</b>	<b>0</b>		<b>1,028</b>	<b>0</b>	<b>0%</b>

		Blood							
Sports	Disciplines	IC		OOC		Sub Total	Total Samples	Total AAFs	% AAF
		Samples	AAF	Samples	AAF				
Korfball	Korfball	-	-	3	-	-	3	0	0%
Orienteering	Mountain Bike Orienteering	-	-	1	-	-	1	0	0%
Roller Sports	Inline Speed Skating Distance greater than 1000m	5	-	7	-	12	19	0	0%
	Inline Speed Skating Sprint 1000m or less	3	-	4	-	7			
Ski Mountaineering	Ski Mountaineering	-	-	1	-	-	1	0	0%
Sport Climbing	Boulder	-	-	3	-	3	7	0	0%
	Mountain Running	2	-	-	-	2			
	Speed	-	-	1	-	1			
	Combined	-	-	1	-	1			
<b>Totals</b>		<b>10</b>	<b>0</b>	<b>21</b>	<b>0</b>		<b>31</b>	<b>0</b>	<b>0%</b>

Table 37: GHRF(GHS/GHRP) Tests Conducted in ARISF Sports/Disciplines (Urine)

Sports	Disciplines	IC		OOC		Sub Total	Total Samples	Total AAFs	% AAF
		Samples	AAF	Samples	AAF				
American Football	-	15	-	45	-	-	60	0	0%
Automobile Sports	Karting	-	-	1	-	1	2	0	0%
	Automobile Sports	-	-	1	-	1			
Bandy	-	9	-	-	-	-	9	0	0%
Baseball / Softball	Baseball	23	-	48	-	71	136	0	0%
	Softball	10	-	55	-	65			
Billiards Sports	Billiards (R)	1	-	-	-	-	1	0	0%
Cricket	Cricket	11	-	176	-	187	188	0	0%
	Twenty20	-	-	1	-	1			
DanceSport	DanceSport	3	-	6	-	9	14	0	0%
	Standard	2	-	2	-	4			
	Latin	-	-	1	-	1			
Floorball	-	2	-	12	-	-	14	0	0%
Flying Disc	Ultimate	1	-	-	-	-	1	0	0%
Icestocksport	Icestocksport Distance	2	-	3	-	-	5	0	0%
Karate	-	63	-	123	-	-	186	0	0%
Kickboxing	Kickboxing	16	-	28	-	44	67	0	0%
	Full Contact	-	-	9	-	9			
	K1 Rules	1	-	7	-	8			
	Light Contact	1	-	2	-	3			
	Low Kick	-	-	2	-	2			
	Kick Light	-	-	1	-	1			
Korfball	-	4	-	3	-	-	7	0	0%
Lifesaving	-	14	-	12	-	-	26	0	0%
Motorcycle Racing	Speedway	5	-	-	-	5	12	1	8%
	Motorcycle Racing	5	1	-	-	5			
	Track Racing	-	-	1	-	1			
	Motocross	-	-	1	-	1			
Mountaineering and Climbing	Skyrunning	-	-	2	-	2	5	0	0%
	Ice Climbing	1	-	1	-	2			
	Climbing	-	-	1	-	1			
Muaythai	-	2	-	21	-	-	23	0	0%
Netball	-	-	-	24	-	-	24	0	0%
Orienteering	Orienteering	1	-	7	-	8	16	0	0%
	Mountain Bike Orienteering	1	-	3	-	4			
	Ski Orienteering	1	-	1	-	2			
	Foot Orienteering	-	-	2	-	2			
Powerboating	Aquabike	-	-	1	-	-	1	0	0%
Racquetball	-	9	-	3	-	-	12	0	0%
Roller Sports	Skateboarding	2	-	44	-	46	80	0	0%
	Inline Speed Skating Sprint 1000m or less	7	-	8	-	15			
	Inline Speed Skating Distance greater than 1000m	10	-	4	-	14			
	Hockey	1	-	2	-	3			
	Artistic	1	-	-	-	1			
	Inline Freestyle	1	-	-	-	1			
Ski Mountaineering	-	1	-	12	-	-	13	0	0%
Sport Climbing	Boulder	11	-	35	-	46	106	0	0%
	Speed	9	-	16	-	25			
	Sport Climbing	4	-	14	-	18			
	Combined	6	-	6	-	12			
	Lead	3	-	2	-	5			

Table 37: GHRF(GHS/GHRP) Tests Conducted in ARISF Sports/Disciplines (Urine) - continued

Sports	Disciplines	IC		OOC		Sub Total	Total Samples	Total AAFs	% AAF
		Samples	AAF	Samples	AAF				
Squash	-	7	-	12	-	-	19	0	0%
Sumo	-	8	-	5	-	-	13	0	0%
Surfing	-	6	-	26	-	-	32	0	0%
Tug of War	-	7	-	2	-	-	9	0	0%
Underwater Sports	Finswimming Pool	9	-	5	-	14	20	0	0%
	Apnoea (all subdisciplines)	1	-	2	-	3			
	UW Rugby	2	-	-	-	2			
	Spearfishing	1	-	-	-	1			
Waterskiing	Cableski	3	-	2	-	5	15	0	0%
	Wakeboard Boat	2	-	2	-	4			
	Tournament	1	-	3	-	4			
	Cable Wakeboard	-	-	1	-	1			
Wushu	Barefoot	-	-	1	-	1	3	0	0%
	Sanda	1	-	1	-	2			
	Taolu	-	-	1	-	1			
		<b>307</b>	<b>1</b>	<b>812</b>	<b>0</b>		<b>1,119</b>	<b>1</b>	<b>0%</b>

Table 38: GHRF(GHRH) Tests Conducted in ARISF Sports/Disciplines (Urine)

Sports	Disciplines	IC		OOC		Sub Total	Total Samples	Total AAFs	% AAF
		Samples	AAF	Samples	AAF				
American Football	-	-	-	4	-	-	4	0	0%
Baseball / Softball	Baseball	3	-	3	-	6	7	0	0%
	Softball	-	-	1	-	1			
Billiards Sports	Billiards (R)	1	-	-	-	-	1	0	0%
Cricket	Cricket	1	-	30	-	31	32	0	0%
	Twenty20	-	-	1	-	1			
DanceSport	Standard	-	-	2	-	2	3	0	0%
	Latin	-	-	1	-	1			
Karate	-	26	-	3	-	-	29	0	0%
Kickboxing	-	-	-	4	-	-	4	0	0%
Korfball	-	-	-	3	-	-	3	0	0%
Lifesaving	-	-	-	1	-	-	1	0	0%
Muaythai	-	-	-	5	-	-	5	0	0%
Netball	-	-	-	2	-	-	2	0	0%
Orienteering	Mountain Bike Orienteering	-	-	2	-	-	2	0	0%
Racquetball	-	9	-	-	-	-	9	0	0%
Roller Sports	Skateboarding	-	-	4	-	4	10	0	0%
	Inline Speed Skating Distance greater than 1000m	2	-	1	-	3			
	Inline Speed Skating Sprint 1000m or less	-	-	3	-	3			
Sport Climbing	Boulder	4	-	10	-	14	23	0	0%
	Speed	-	-	5	-	5			
	Sport Climbing	-	-	4	-	4			
Surfing	-	-	-	5	-	-	5	0	0%
Underwater Sports	Finswimming Pool	1	-	-	-	-	1	0	0%
Waterskiing	Cableski	3	-	1	-	-	4	0	0%
<b>Totals</b>		<b>50</b>	<b>0</b>	<b>95</b>	<b>0</b>		<b>145</b>	<b>0</b>	<b>0%</b>

**Table 39: GnRH Tests Conducted in ARISF Sports/Disciplines (Urine)**

<b>Sports</b>	<b>Disciplines</b>	<b>IC</b>		<b>OOB</b>		<b>Sub</b>	<b>Total</b>	<b>Total</b>	<b>%</b>
		<b>Samples</b>	<b>AAF</b>	<b>Samples</b>	<b>AAF</b>	<b>Total</b>	<b>Samples</b>	<b>AAFs</b>	<b>AAF</b>
<b>American Football</b>	-	12	-	38	-	-	<b>50</b>	<b>0</b>	0%
<b>Automobile Sports</b>	Karting	-	-	1	-	1	<b>2</b>	<b>0</b>	0%
	Automobile Sports	-	-	1	-	1			
<b>Bandy</b>	-	9	-	-	-	-	<b>9</b>	<b>0</b>	0%
<b>Baseball / Softball</b>	Baseball	9	-	28	-	37	<b>52</b>	<b>0</b>	0%
	Softball	8	-	7	-	15			
<b>Billiards Sports</b>	Billiards (R)	1	-	-	-	-	<b>1</b>	<b>0</b>	0%
<b>Cricket</b>	Cricket	7	-	162	-	169	<b>170</b>	<b>0</b>	0%
	Twenty20	-	-	1	-	1			
<b>DanceSport</b>	DanceSport	2	-	6	-	8	<b>12</b>	<b>0</b>	0%
	Standard	1	-	2	-	3			
	Latin	-	-	1	-	1			
<b>Floorball</b>	-	2	-	12	-	-	<b>14</b>	<b>0</b>	0%
<b>Icestocksport</b>	Icestocksport Distance	2	-	3	-	-	<b>5</b>	<b>0</b>	0%
<b>Karate</b>	-	53	-	66	-	-	<b>119</b>	<b>0</b>	0%
<b>Kickboxing</b>	Kickboxing	4	-	14	-	18	<b>40</b>	<b>0</b>	0%
	K1 Rules	1	-	7	-	8			
	Full Contact	-	-	8	-	8			
	Light Contact	1	-	2	-	3			
	Low Kick	-	-	2	-	2			
	Kick Light	-	-	1	-	1			
<b>Korfball</b>	-	2	-	3	-	-	<b>5</b>	<b>0</b>	0%
<b>Lifesaving</b>	-	11	-	13	-	-	<b>24</b>	<b>0</b>	0%
<b>Motorcycle Racing</b>	Motocross	-	-	1	-	1	<b>3</b>	<b>0</b>	0%
	Track Racing	-	-	1	-	1			
	Speedway	1	-	-	-	1			
<b>Muaythai</b>	-	2	-	19	-	-	<b>21</b>	<b>0</b>	0%
<b>Netball</b>	-	-	-	24	-	-	<b>24</b>	<b>0</b>	0%
<b>Orienteering</b>	Orienteering	1	-	6	-	7	<b>15</b>	<b>0</b>	0%
	Mountain Bike Orienteering	1	-	3	-	4			
	Ski Orienteering	1	-	1	-	2			
	Foot Orienteering	-	-	2	-	2			
<b>Powerboating</b>	Aquabike	-	-	1	-	-	<b>1</b>	<b>0</b>	0%
<b>Racquetball</b>	-	9	-	3	-	-	<b>12</b>	<b>0</b>	0%
<b>Roller Sports</b>	Skateboarding	1	-	18	-	19	<b>33</b>	<b>0</b>	0%
	Inline Speed Skating Sprint 1000m or less	-	-	8	-	8			
	Inline Speed Skating Distance greater than 1000m	4	-	2	-	6			
<b>Ski Mountaineering</b>	-	1	-	12	-	-	<b>13</b>	<b>0</b>	0%
<b>Sport Climbing</b>	Boulder	4	-	13	-	17	<b>55</b>	<b>0</b>	0%
	Speed	2	-	13	-	15			
	Sport Climbing	2	-	13	-	15			
	Combined	2	-	3	-	5			
	Lead	3	-	-	-	3			
<b>Squash</b>	-	6	-	9	-	-	<b>15</b>	<b>0</b>	0%
<b>Surfing</b>	-	-	-	16	-	-	<b>16</b>	<b>0</b>	0%
<b>Tug of War</b>	-	5	-	2	-	-	<b>7</b>	<b>0</b>	0%
<b>Underwater Sports</b>	Finswimming Pool	5	-	4	-	9	<b>12</b>	<b>0</b>	0%
	UW Rugby	2	-	-	-	2			
	Apnoea (all subdisciplines)	-	-	1	-	1			

Table 39: GnRH Tests Conducted in ARISF Sports/Disciplines (Urine) - continued

Sports	Disciplines	IC		OOC		Sub Total	Total Samples	Total AAFs	% AAF
		Samples	AAF	Samples	AAF				
Waterskiing	Cableski	3	-	2	-	5			
	Wakeboard Boat	2	-	2	-	4			
	Tournament	1	-	3	-	4	15	0	0%
	Cable Wakeboard	-	-	1	-	1			
	Barefoot	-	-	1	-	1			
Wushu	Taolu	-	-	1	-	1	2	0	0%
	Sanda	-	-	1	-	1			
		183	0	564	0		747	0	0%

**Table 40: Insulin\* Tests Conducted in ARISF Sports/Disciplines (Urine and Blood)**

Sports	Disciplines	Urine				Sub Total	Total Samples	Total AAFs	% AAF
		IC Samples	AAF	OOB Samples	AAF				
Karate	-	2	-	-	-	-	2	0	0%
Korfball	-	-	-	3	-	-	3	0	0%
Lifesaving	-	-	-	4	-	-	4	0	0%
Orienteering	Mountain Bike Orienteering	-	-	2	-	-	2	0	0%
Surfing	-	-	-	2	-	-	2	0	0%
Underwater Sports	Finswimming Pool	1	-	-	-	-	1	0	0%
		3	0	11	0		14	0	0%

\* No Insulin Tests in Blood in ARISF Sports/Disciplines were recorded in ADAMS

**Table 41: IGF-I Analogs\* Tests Conducted in ARISF Sports/Disciplines (Urine and Blood)**

Sports	Disciplines	Urine				Sub Total	Total Samples	Total AAFs	% AAF
		IC Samples	AAF	OOB Samples	AAF				
Karate	-	2	-	-	-	-	2	0	0%
Korfball	-	-	-	3	-	-	3	0	0%
Lifesaving	-	-	-	1	-	-	1	0	0%
Orienteering	Mountain Bike Orienteering	-	-	2	-	-	2	0	0%
Underwater Sports	Finswimming Pool	1	-	-	-	-	1	0	0%
		3	0	6	0		9	0	0%

\* No IGF-I Analogs Tests in Blood in ARISF Sports/Disciplines were recorded in ADAMS

**Table 42: hGH Isoforms Tests Conducted in ARISF Sports/Disciplines (Blood)**

Sports	Disciplines	IC			OOC			Sub Total	Total Samples	Total AAFs	% AAF
		Samples	ATF	AAF	Samples	ATF	AAF				
American Football	-	-	-	-	4	-	-	-	4	0	0%
Baseball / Softball	Baseball	1	-	-	23	-	-	24	33	0	0%
	Softball	-	-	-	9	-	-	9			
Cricket	-	-	-	-	46	-	-	-	46	0	0%
DanceSport	Latin	1	-	-	-	-	-	1	2	0	0%
	DanceSport	1	-	-	-	-	-	1			
Flying Disc	Ultimate	1	-	-	-	-	-	-	1	0	0%
Icestocksport	Icestocksport Distance	2	-	-	1	-	-	-	3	0	0%
Karate	-	2	-	-	30	-	-	-	32	0	0%
Kickboxing	Kickboxing	7	-	-	5	-	-	12	18	0	0%
	Light Contact	-	-	-	2	-	-	2			
	Low Kick	-	-	-	1	-	-	1			
	K1 Rules	-	-	-	1	-	-	1			
	Full Contact	-	-	-	1	-	-	1			
	Kick Light	-	-	-	1	-	-	1			
Korfball	-	1	-	-	-	-	-	1	0	0%	
Lifesaving	-	2	-	-	5	-	-	-	7	0	0%
Muaythai	-	-	-	-	1	-	-	-	1	0	0%
Netball	-	-	-	-	2	-	-	-	2	0	0%
Orienteering	Foot Orienteering	-	-	-	1	-	-	1	3	0	0%
	Ski Orienteering	1	-	-	-	-	-	1			
	Mountain Bike Orienteering	-	-	-	1	-	-	1			
Powerboating	Aquabike	-	-	-	1	-	-	-	1	0	0%
Roller Sports	Inline Speed Skating Distance greater than 1000m	2	-	-	4	-	-	6	12	0	0%
	Hockey	1	-	-	2	-	-	3			
	Inline Speed Skating Sprint 1000m or less	-	-	-	2	-	-	2			
	Skateboarding	-	-	-	1	-	-	1			
Ski Mountaineering	-	4	-	-	4	-	-	-	8	0	0%
Sport Climbing	Boulder	-	-	-	8	-	-	8	16	0	0%
	Sport Climbing	2	-	-	5	-	-	7			
	Speed	-	-	-	1	-	-	1			
Squash	-	1	-	-	5	-	-	-	6	0	0%
Surfing	-	-	-	-	2	-	-	-	2	0	0%
Tug of War	-	2	-	-	-	-	-	-	2	0	0%
Underwater Sports	Finswimming Pool	2	-	-	-	-	-	2	4	0	0%
	Spearfishing	1	-	-	-	-	-	1			
	Apnoea (all subdisciplines)	-	-	-	1	-	-	1			
Waterskiing	Wakeboard Boat	2	-	-	-	-	-	2	4	0	0%
	Cable Wakeboard	-	-	-	1	-	-	1			
	Tournament	-	-	-	1	-	-	1			
<b>Totals</b>		<b>36</b>	<b>0</b>	<b>0</b>	<b>172</b>	<b>0</b>	<b>0</b>	<b>208</b>	<b>0</b>	<b>0%</b>	



Table 43: hGH Biomarkers Tests Conducted in ARISF Sports/Disciplines (Blood)

Sports	Disciplines	IC			OOC			Sub Total	Total Samples	Total AAFs	% AAF
		Samples	ATF	AAF	Samples	ATF	AAF				
DanceSport	-	1	-	-	-	-	-	1	0	0%	
Baseball / Softball	Softball	-	-	-	4	-	-	4	0	0%	
Floorball	-	-	-	-	6	-	-	6	0	0%	
Icestocksport	Icestocksport Distance	-	-	-	2	-	-	2	0	0%	
Karate	-	5	-	-	7	-	-	12	0	0%	
Kickboxing	Kickboxing	2	-	-	-	-	-	2	3	0	0%
	Full Contact	-	-	-	1	-	-	1			
Mountaineering and Climbing	Ski Mountaineering	3	-	-	-	-	-	3	4	0	0%
	Climbing	-	-	-	1	-	-	1			
Orienteering	-	-	-	-	8	-	-	8	0	0%	
Roller Sports	Inline Speed Skating Sprint 1000m or less	3	-	-	-	-	-	3	7	0	0%
	Hockey	-	-	-	2	-	-	2			
	Skateboarding	-	-	-	1	-	-	1			
	Inline Speed Skating Distance greater than 1000m	1	-	-	-	-	-	1			
Ski Mountaineering	-	-	-	2	-	-	2	0	0%		
Sport Climbing	Boulder	-	-	-	4	-	-	4	6	0	0%
	Speed	-	-	-	1	-	-	1			
	Lead	-	-	-	1	-	-	1			
Underwater Sports	Spearfishing	1	-	-	-	-	-	1	2	0	0%
	Apnoea (all subdisciplines)	-	-	-	1	-	-	1			
<b>Totals</b>		<b>16</b>	<b>0</b>	<b>0</b>	<b>41</b>	<b>0</b>	<b>0</b>	<b>57</b>	<b>0</b>	<b>0%</b>	

Table 44: HBOC Tests Conducted in ARISF Sports/Disciplines (Blood)

Sports	Disciplines	IC		OOC		Sub Total	Total Samples	Total AAFs	% AAF
		Samples	AAFs	Samples	AAFs				
Baseball / Softball	Baseball	-	-	7	-	7	11	0	0%
	Softball	-	-	4	-	4			
Cricket	-	-	-	44	-	-	44	0	0%
Kickboxing	-	-	-	1	-	-	1	0	0%
Lifesaving	-	-	-	1	-	-	1	0	0%
Sport Climbing	Sport Climbing	-	-	1	-	1	2	0	0%
	Boulder	-	-	1	-	1			
<b>Totals</b>		<b>0</b>	<b>0</b>	<b>59</b>	<b>0</b>		<b>59</b>	<b>0</b>	<b>0%</b>

Table 45: HBT Tests Conducted in ARISF Sports/Disciplines (Blood)

Sports	Disciplines	IC		OOC		Sub Total	Total Samples	Total AAFs	% AAF
		Samples	AAFs	Samples	AAFs				
none	-	-	-	-	-	-	0	0	0%
<b>Totals</b>		<b>0</b>	<b>0</b>	<b>0</b>	<b>0</b>		<b>0</b>	<b>0</b>	<b>0%</b>

**Table 46: GC/C/IRMS Tests Conducted in AIMS Sports/Disciplines for Markers of the Steroid Profile (Urine)**

Sports	Disciplines	IC		OOC		Sub Total	Total Samples	Total AAFs	% AAF
		Samples	AAF	Samples	AAF				
Bodybuilding	Fitness	8	-	3	1	11	17	1	6%
	Bodybuilding	3	-	3	-	6			
Ju-Jitsu	-	-	-	1	-	-	1	0	0%
Powerlifting	Powerlifting	30	10	21	2	51	58	13	22%
	Force Athletique	4	1	1	-	5			
	Bench Press	2	-	-	-	2			
Sambo	-	8	-	5	-	-	13	0	0%
Sepaktakraw	-	-	-	1	-	-	1	0	0%
<b>Totals</b>		<b>55</b>	<b>11</b>	<b>35</b>	<b>3</b>		<b>90</b>	<b>14</b>	<b>15.6%</b>

**Table 47: GC/C/IRMS Tests Conducted in AIMS Sports/Disciplines for Other Targets (Urine)\***

**19-norandrosterone**

Sports	Disciplines	IC		OOC		Sub Total	Total Samples	Total AAFs	% AAF
		Samples	AAF	Samples	AAF				
Bodybuilding	-	-	-	1	-	-	1	0	0%
Powerlifting	-	1	-	-	-	-	1	0	0%
Sambo	-	-	-	1	-	-	1	0	0%
<b>Totals</b>		<b>1</b>	<b>0</b>	<b>2</b>	<b>0</b>		<b>3</b>	<b>0</b>	<b>0%</b>

**boldenone**

Sports	Disciplines	IC		OOC		Sub Total	Total Samples	Total AAFs	% AAF
		Samples	AAF	Samples	AAF				
Powerlifting	-	1	1	-	-	-	1	1	100%
<b>Totals</b>		<b>1</b>	<b>1</b>	<b>0</b>	<b>0</b>		<b>1</b>	<b>1</b>	<b>100%</b>

\* No GC/C/IRMS tests for formestane were recorded in ADAMS for AIMS Sports/Disciplines

Table 48: ESA Tests Conducted in AIMS Sports/Disciplines (Urine and Blood)\*

Sports	Disciplines	Urine				Sub Total	Total Samples	Total AAFs	% AAF
		IC Samples	AAF	OOC Samples	AAF				
Arm Wrestling	-	2	-	4	-	-	6	0	0%
Bodybuilding	Bodybuilding	5	-	18	-	23	39	0	0%
	Fitness	4	-	12	-	16			
Dragon Boat	-	-	-	4	-	-	4	0	0%
Fistball	-	-	-	1	-	-	1	0	0%
Ju-Jitsu	Ju-Jitsu	2	-	8	-	10	11	0	0%
	Beltwrestling	-	-	1	-	1			
Kendo	-	-	-	1	-	-	1	0	0%
Lacrosse	-	-	-	1	-	-	1	0	0%
Powerlifting	Powerlifting	48	-	40	-	88	92	0	0%
	Force Athletique	-	-	3	-	3			
	Bench Press	1	-	-	-	1			
Sambo	-	14	-	12	-	-	26	0	0%
Savate	Savate Assaut	-	-	1	-	1	2	0	0%
	Savate	-	-	1	-	1			
Soft Tennis	-	7	-	-	-	-	7	0	0%
	<b>Totals</b>	<b>83</b>	<b>0</b>	<b>107</b>	<b>0</b>		<b>190</b>	<b>0</b>	<b>0%</b>

Sports	Disciplines	Blood				Sub Total	Total Samples	Total AAFs	% AAF
		IC Samples	AAF	OOC Samples	AAF				
-	-	-	-	-	-	-	0	0	0%
	<b>Totals</b>	<b>0</b>	<b>0</b>	<b>0</b>	<b>0</b>		<b>0</b>	<b>0</b>	<b>0%</b>

Table 49: GHRF(GHS/GHRP) Tests Conducted in AIMS Sports/Disciplines (Urine)

Sports	Disciplines	IC		OOC		Sub Total	Total Samples	Total AAFs	% AAF
		Samples	AAF	Samples	AAF				
Arm Wrestling	-	3	-	6	-	-	9	0	0%
Bodybuilding	Fitness	25	-	48	-	73	142	1	1%
	Bodybuilding	35	1	34	-	69			
Dragon Boat	-	-	-	6	-	-	6	0	0%
Fistball	-	-	-	1	-	-	1	0	0%
Ju-Jitsu	Ju-Jitsu	7	-	15	-	22	23	0	0%
	Beltwrestling	-	-	1	-	1			
Kendo	-	-	-	1	-	-	1	0	0%
Lacrosse	-	-	-	1	-	-	1	0	0%
Powerlifting	Powerlifting	169	1	255	1	424	471	2	0.4%
	Bench Press	23	-	2	-	25			
	Force Athletique	3	-	19	-	22			
Sambo	-	11	-	17	-	-	28	0	0%
Savate	Savate	-	-	2	-	2	3	0	0%
	Savate Combat	-	-	1	-	1			
Soft Tennis	-	6	-	-	-	-	6	0	0%
<b>Totals</b>		<b>282</b>	<b>2</b>	<b>409</b>	<b>1</b>		<b>691</b>	<b>3</b>	<b>0.4%</b>

Table 50: GHRF(GHRH) Tests Conducted in AIMS Sports/Disciplines (Urine)

Sports	Disciplines	IC		OOC		Sub Total	Total Samples	Total AAFs	% AAF
		Samples	AAF	Samples	AAF				
Bodybuilding	Fitness	1	-	-	-	1	2	0	0%
	Bodybuilding	1	-	-	-	1			
Ju-Jitsu	-	-	-	5	-	5	5	0	0%
Powerlifting	-	4	-	20	-	24	24	0	0%
Sambo	-	1	-	4	-	5	5	0	0%
<b>Totals</b>		<b>7</b>	<b>0</b>	<b>29</b>	<b>0</b>		<b>36</b>	<b>0</b>	<b>0%</b>

Table 51: GnRH Tests Conducted in AIMS Sports/Disciplines (Urine)

Sports	Disciplines	IC		OOC		Sub Total	Total Samples	Total AAFs	% AAF
		Samples	AAF	Samples	AAF				
Arm Wrestling	-	2	-	1	-	-	3	0	0%
Bodybuilding	Fitness	23	-	44	-	67	104	0	0%
	Bodybuilding	25	-	12	-	37			
Dragon Boat	Dragon Boat	-	-	5	-	-	5	0	0%
Ju-Jitsu	-	6	-	12	-	-	18	0	0%
Lacrosse	-	-	-	1	-	-	1	0	0%
Powerlifting	Powerlifting	113	-	189	-	302	343	0	0%
	Bench Press	20	-	1	-	21			
	Force Athletique	3	-	17	-	20			
Sambo	-	4	-	13	-	-	17	0	0%
Savate	Savate	-	-	2	-	2	3	0	0%
	Savate Combat	-	-	1	-	1			
<b>Totals</b>		<b>196</b>	<b>0</b>	<b>298</b>	<b>0</b>		<b>494</b>	<b>0</b>	<b>0%</b>

**Table 52: Insulin Tests Conducted in AIMS Sports/Disciplines (Urine and Blood) \***

Sports	Disciplines	Urine				Sub Total	Total Samples	Total AAFs	% AAF
		IC Samples	IC AAF	OOB Samples	OOB AAF				
Powerlifting	-	4	-	-	-	4	0	0%	
Sambo	-	1	-	-	-	1	0	0%	
<b>Totals</b>		<b>5</b>	<b>0</b>	<b>0</b>	<b>0</b>	<b>5</b>	<b>0</b>	<b>0%</b>	

\* No Insulin Tests in Blood for AIMS Sports were recorded in ADAMS

**Table 53: IGF-I Analogs Tests Conducted in AIMS Sports/Disciplines (Urine and Blood)**

Sports	Disciplines	Urine				Sub Total	Total Samples	Total AAFs	% AAF
		IC Samples	IC AAF	OOB Samples	OOB AAF				
Powerlifting	-	4	-	-	-	4	0	0%	
Sambo	-	1	-	-	-	1	0	0%	
<b>Totals</b>		<b>5</b>	<b>0</b>	<b>0</b>	<b>0</b>	<b>5</b>	<b>0</b>	<b>0%</b>	

\* No IGF-I Analogs Blood Tests in AIMS Sports/Disciplines were recorded in ADAMS

Table 54: hGH Isoforms Tests Conducted in AIMS Sports/Disciplines (Blood)

Sports	Disciplines	IC			OOC			Sub Total	Total Samples	Total AAFs	% AAF
		Samples	ATF	AAF	Samples	ATF	AAF				
Bodybuilding	Fitness	5	-	-	3	-	-	8	12	0	0%
	Bodybuilding	-	-	-	4	-	-	4			
Dragon Boat	-	-	-	-	1	-	-	-	1	0	0%
Fistball	-	-	-	-	1	-	-	-	1	0	0%
Ju-Jitsu	-	-	-	-	2	-	-	-	2	0	0%
Powerlifting	Powerlifting	43	-	-	77	-	-	120	123	0	0%
	Force Athletique	1	-	-	2	-	-	3			
Sambo	Sambo	-	-	-	2	-	-	2	2	0	0%
<b>Totals</b>		<b>49</b>	<b>0</b>	<b>0</b>	<b>92</b>	<b>0</b>	<b>0</b>		<b>141</b>	<b>0</b>	<b>0%</b>

Table 55: hGH Biomarkers Tests Conducted in AIMS Sports/Disciplines (Blood)

Sports	Disciplines	IC			OOC			Sub Total	Total Samples	Total AAFs	% AAF
		Samples	ATF	AAF	Samples	ATF	AAF				
Bodybuilding	-	8	-	-	1	-	-	-	9	0	0%
Powerlifting	Powerlifting	12	-	-	63	1	-	75	76	0	0%
	Force Athletique	1	-	-	-	-	-	1			
Sambo	-	14	-	-	-	-	-	-	14	0	0%
<b>Totals</b>		<b>35</b>	<b>0</b>	<b>0</b>	<b>64</b>	<b>1</b>	<b>0</b>		<b>99</b>	<b>0</b>	<b>0%</b>

Table 56: HBOC Tests Conducted in AIMS Sports/Disciplines (Blood)

Sports	Disciplines	IC		OOC		Sub Total	Total Samples	Total AAFs	% AAF
		Samples	AAF	Samples	AAF				
Powerlifting	-	-	-	24	-	-	24	0	0%
Sambo	-	14	-	-	-	-	14	0	0%
	<b>Totals</b>	<b>14</b>	<b>0</b>	<b>24</b>	<b>0</b>		<b>38</b>	<b>0</b>	<b>0%</b>

Table 57: HBT Tests Conducted in AIMS Sports/Disciplines (Blood)

Sports	Disciplines	IC		OOC		Sub Total	Total Samples	Total AAFs	% AAF
		Samples	AAF	Samples	AAF				
none	-	-	-	-	-	-	0	0	0%
	<b>Totals</b>	<b>0</b>	<b>0</b>	<b>0</b>	<b>0</b>		<b>0</b>	<b>0</b>	<b>0%</b>



**Table 58: GC/C/IRMS Tests Conducted in IPC Sports/Disciplines for Markers of the Steroid Profile (Urine)**

Sports	Disciplines	IC		OOC		Sub Total	Total Samples	Total AAFs	% AAF
		Samples	AAF	Samples	AAF				
<b>Para-Alpine Skiing</b>	-	-	-	7	-	-	7	0	0%
	Running Sprints 400m or less All Classes	1	-	8	-	9			
	Jumping - All Classes	3	-	4	-	7			
	Running Middle Distance 800m - 1500m All Classes	2	-	3	-	5			
	Standing Throws All Classes	1	-	3	-	4			
<b>Para-Athletics</b>	Running Endurance - greater than 1500m All Classes	2	-	1	-	3	36	0	0%
	Wheelchair Racing - All Distances All Classes	2	-	1	-	3			
	Long Distance 3000m and greater	1	-	1	-	2			
	Seated Throws - Classes: F31-F34/F51-F53	-	-	2	-	2			
	Seated Throws - Classes: F54-F57	-	-	1	-	1			
<b>Para-Biathlon</b>	-	-	-	1	-	-	1	0	0%
	Para-Nordic Skiing	-	-	15	-	15			
<b>Para-Nordic Skiing</b>	Para-Biathlon	-	-	3	-	3	20	0	0%
	-Cross Country Skiing Middle/Long Dist	-	-	2	-	2			
<b>Para-Powerlifting</b>	-	4	-	14	-	-	18	0	0%
	Classes: S10/SB9/SM10 - S14/SB14	3	-	9	-	12			
<b>Para-Swimming</b>	Classes: S4/SB4/SM4 – S9/SB8/SM9	2	-	9	-	11	28	0	0%
	Para-Swimming	2	-	2	-	4			
	Classes: S1/SB1/SM1 - S3/SB3/SM3	-	-	1	-	1			
<b>Shooting Para Sport</b>	-	-	-	1	-	1	1	0	0%
	<b>Totals</b>	<b>23</b>	<b>0</b>	<b>88</b>	<b>0</b>		<b>111</b>	<b>0</b>	<b>0%</b>

**Table 59: GC/C/IRMS Tests Conducted in IPC Sports/Disciplines for Other Targets (Urine)\***

**19-norandrosterone**

Sports	Disciplines	IC		OOC		Sub Total	Total Samples	Total AAFs	% AAF
		Samples	AAF	Samples	AAF				
<b>Para-Powerlifting</b>	Para-Powerlifting	1	1	-	-	-	1	1	100%
	<b>Totals</b>	<b>1</b>	<b>1</b>	<b>0</b>	<b>0</b>		<b>1</b>	<b>1</b>	<b>100%</b>

**boldenone**

Sports	Disciplines	IC		OOC		Sub Total	Total Samples	Total AAFs	% AAF
		Samples	AAF	Samples	AAF				
<b>Para-Athletics</b>	Standing Throws All Classes	-	-	1	-	-	1	0	0%
<b>Para-Powerlifting</b>	Para-Powerlifting	1	-	1	-	-	2	0	0%
	<b>Totals</b>	<b>1</b>	<b>0</b>	<b>2</b>	<b>0</b>		<b>3</b>	<b>0</b>	<b>0%</b>

\* No GC/C/IRMS tests for formestane were recorded in ADAMS for IPC Sports/Disciplines

Table 60: ESA Tests Conducted in IPC Sports/Disciplines (Urine and Blood)

		Urine							
Sports	Disciplines	IC		OOC		Sub Total	Total Samples	Total AAFs	% AAF
		Samples	AAF	Samples	AAF				
<b>Para-Alpine Skiing</b>	-	-	-	12	-	-	<b>12</b>	<b>0</b>	0%
	Running Sprints 400m or less All Classes	19	-	59	-	78			
	Wheelchair Racing - All Distances All Classes	21	-	45	-	66			
	Running Middle Distance 800m - 1500m All Classes	6	-	54	-	60			
	Standing Throws All Classes	6	-	36	-	42			
<b>Para-Athletics</b>	Running Endurance - greater than 1500m All Classes	14	-	23	-	37	<b>329</b>	<b>0</b>	0%
	Jumping - All Classes	5	-	12	-	17			
	Seated Throws - Classes: F31-F34/F51-F53	7	-	8	-	15			
	Seated Throws - Classes: F54-F57	7	-	4	-	11			
	Long Distance 3000m and greater	-	-	3	-	3			
<b>Para-Biathlon</b>	-	1	-	5	-	-	<b>6</b>	<b>0</b>	0%
<b>Para-Ice Hockey</b>	-	3	-	2	-	-	<b>5</b>	<b>0</b>	0%
<b>Para-Nordic Skiing</b>	Para-Nordic Skiing	7	-	72	-	79	<b>113</b>	<b>0</b>	0%
	Para-Biathlon	-	-	16	-	16			
	-Cross Country Skiing Middle/Long Dist	4	-	12	-	16			
	Para-Cross Country Skiing Sprint/Short Distance	-	-	2	-	2			
<b>Para-Powerlifting</b>	Para-Powerlifting	6	-	28	-	34	<b>36</b>	<b>0</b>	0%
<b>Powerlifting</b>	IPC Powerlifting (R)	-	-	2	-	2			
<b>Para-Snowboard</b>	Para-Snowboard	-	-	9	-	-	<b>9</b>	<b>0</b>	0%
<b>Para-Swimming</b>	Classes: S4/SB4/SM4 – S9/SB8/SM9	15	-	82	-	97	<b>208</b>	<b>0</b>	0%
	Classes: S10/SB9/SM10 - S14/SB14	5	-	83	-	88			
	Classes: S1/SB1/SM1 - S3/SB3/SM3	1	-	18	-	19			
	Sprint 100m or less (R)	-	-	1	-	1			
<b>Aquatics</b>	IPC Swimming Sprint 100m or less (R)	-	-	2	-	2			
	IPC Swimming Long Distance 800m and greater (R)	-	-	1	-	1			
<b>Totals</b>		<b>127</b>	<b>0</b>	<b>591</b>	<b>0</b>		<b>718</b>	<b>0</b>	<b>0%</b>

		Blood							
Sports	Disciplines	IC		OOC		Sub Total	Total Samples	Total AAFs	% AAF
		Samples	AAF	Samples	AAF				
<b>Para-Athletics</b>	Running Sprints 400m or less All Classes	-	-	5	-	5	<b>11</b>	<b>0</b>	0%
	Standing Throws All Classes	-	-	2	-	2			
	Running Middle Distance 800m - 1500m All Classes	-	-	2	-	2			
	Wheelchair Racing - All Distances All Classes	-	-	1	-	1			
	Running Endurance - greater than 1500m All Classes	-	-	1	-	1			
<b>Para-Swimming</b>	Classes: S10/SB9/SM10 - S14/SB14	1	-	-	-	-	<b>1</b>	<b>0</b>	0%
<b>Totals</b>		<b>1</b>	<b>0</b>	<b>11</b>	<b>0</b>		<b>12</b>	<b>0</b>	<b>0%</b>

Table 61: GHRF(GHS/GHRP) Tests Conducted in IPC Sports/Disciplines (Urine)

Sports	Disciplines	IC		OOC		Sub Total	Total Samples	Total AAFs	% AAF
		Samples	AAF	Samples	AAF				
Para-Alpine Skiing	-	1	-	21	-	-	22	0	0%
Para-Athletics	Running Sprints 400m or less All Classes	33	-	176	-	209	597	0	0%
	Standing Throws All Classes	15	-	113	-	128			
	Jumping - All Classes	13	-	48	-	61			
	Wheelchair Racing - All Distances All Classes	6	-	51	-	57			
	Running Middle Distance 800m - 1500m All Classes	4	-	49	-	53			
	Running Endurance - greater than 1500m All Classes	8	-	24	-	32			
	Seated Throws - Classes: F31-F34/F51-F53	10	-	20	-	30			
	Seated Throws - Classes: F54-F57	9	-	12	-	21			
Long Distance 3000m and greater	-	-	5	-	5				
	Combined Events (R)	-	-	1	-	1			
Para-Biathlon	-	1	-	1	-	-	2	0	0%
Para-Ice Hockey	-	3	-	10	-	-	13	0	0%
Para-Nordic Skiing	Para-Nordic Skiing	2	-	24	-	26	55	0	0%
	Para-Cross Country Skiing Middle/Long Distance	2	-	19	-	21			
	Para-Biathlon	-	-	5	-	5			
	Para-Cross Country Skiing Sprint/Short Distance	-	-	3	-	3			
Para-Powerlifting	Para-Powerlifting	37	-	155	-	192	195	0	0%
Powerlifting	IPC Powerlifting (R)	-	-	3	-	3			
Para-Snowboard	Para-Snowboard	-	-	19	-	-	19	0	0%
Para-Swimming	Classes: S4/SB4/SM4 – S9/SB8/SM9	13	-	113	-	126	231	0	0%
	Classes: S10/SB9/SM10 - S14/SB14	5	-	86	-	91			
	Classes: S1/SB1/SM1 - S3/SB3/SM3	-	-	12	-	12			
Aquatics	IPC Swimming Sprint 100m or less (R)	-	-	1	-	1			
	IPC Swimming Long Distance 800m and greater (R)	-	-	1	-	1			
<b>Totals</b>		<b>162</b>	<b>0</b>	<b>972</b>	<b>0</b>		<b>1,134</b>	<b>0</b>	<b>0%</b>

Table 62: GHRF(GHRH) Tests Conducted in IPC Sports/Disciplines (Urine)

Sports	Disciplines	IC		OOC		Sub Total	Total Samples	Total AAFs	% AAF
		Samples	AAF	Samples	AAF				
Para-Alpine Skiing	-	-	-	2	-	-	2	0	0%
Para-Athletics	Running Sprints 400m or less All Classes	-	-	33	-	33	84	0	0%
	Wheelchair Racing - All Distances All Classes	-	-	18	-	18			
	Standing Throws All Classes	-	-	10	-	10			
	Jumping - All Classes	-	-	9	-	9			
	Running Middle Distance 800m - 1500m All Classes	-	-	7	-	7			
	Seated Throws - Classes: F54-F57	-	-	4	-	4			
	Seated Throws - Classes: F31-F34/F51-F53	-	-	2	-	2			
	Running Endurance - greater than 1500m All Classes	-	-	1	-	1			
Para-Powerlifting	Para-Powerlifting	-	-	13	-	13	14	0	0%
Powerlifting	IPC Powerlifting (R)	-	-	1	-	1			
Para-Ice Hockey	-	-	-	8	-	-	8	0	0%
Para-Nordic Skiing	-	-	-	1	-	-	1	0	0%
Para-Snowboard	-	-	-	6	-	-	6	0	0%
Para-Swimming	Classes: S4/SB4/SM4 – S9/SB8/SM9	-	-	26	-	26	43	0	0%
	Classes: S10/SB9/SM10 - S14/SB14	-	-	17	-	17			
<b>Totals</b>		<b>0</b>	<b>0</b>	<b>158</b>	<b>0</b>		<b>158</b>	<b>0</b>	<b>0%</b>

Table 63: GnRH Tests Conducted in IPC Sports/Disciplines (Urine)

Sports	Disciplines	IC		OOC		Sub Total	Total Samples	Total AAFs	% AAF
		Samples	AAF	Samples	AAF				
Para-Alpine Skiing	-	-	-	8	-	-	8	0	0%
Para-Athletics	Running Sprints 400m or less All Classes	26	-	122	-	148	406	0	0%
	Standing Throws All Classes	11	-	86	-	97			
	Wheelchair Racing - All Distances All Classes	4	-	42	-	46			
	Running Middle Distance 800m - 1500m All Classes	4	-	31	-	35			
	Jumping - All Classes	6	-	23	-	29			
	Running Endurance - greater than 1500m All Classes	7	-	12	-	19			
	Seated Throws - Classes: F54-F57	7	-	9	-	16			
	Seated Throws - Classes: F31-F34/F51-F53	5	-	9	-	14			
	Combined Events (R)	-	-	1	-	1			
Long Distance 3000m and greater	-	-	1	-	1				
Para-Biathlon	-	-	-	1	-	-	1	0	0%
Para-Ice Hockey	-	-	-	9	-	-	9	0	0%
Para-Nordic Skiing	Para-Nordic Skiing	-	-	20	-	20	43	0	0%
	Para-Cross Country Skiing Middle/Long Distance	-	-	15	-	15			
	Para-Biathlon	-	-	5	-	5			
	Para-Cross Country Skiing Sprint/Short Distance	-	-	3	-	3			
Para-Powerlifting	Para-Powerlifting	36	-	103	-	139	142	0	0%
Powerlifting	IPC Powerlifting (R)	-	-	3	-	3			
Para-Snowboard	-	-	-	12	-	-	12	0	0%
Para-Swimming	Classes: S4/SB4/SM4 – S9/SB8/SM9	7	-	70	-	77	158	0	0%
	Classes: S10/SB9/SM10 - S14/SB14	3	-	70	-	73			
	Classes: S1/SB1/SM1 - S3/SB3/SM3	-	-	8	-	8			
<b>Totals</b>		<b>116</b>	<b>0</b>	<b>663</b>	<b>0</b>		<b>779</b>	<b>0</b>	<b>0%</b>

Table 64: Insulin Tests Conducted in IPC Sports/Disciplines (Urine and Blood)

		Urine							
Sports	Disciplines	IC		OOC		Sub Total	Total Samples	Total AAFs	% AAF
		Samples	AAF	Samples	AAF				
Para-Athletics	Standing Throws All Classes	-	-	2	-	-	2	0	0%
<b>Totals</b>		<b>0</b>	<b>0</b>	<b>2</b>	<b>0</b>		<b>2</b>	<b>0</b>	<b>0%</b>

\* No Insulin Blood Tests in IPC Sports/Disciplines were recorded in ADAMS

Table 65: IGF-I Analogs\* Tests Conducted in IPC Sports/Disciplines (Urine and Blood)

		Urine							
Sports	Disciplines	IC		OOC		Sub Total	Total Samples	Total AAFs	% AAF
		Samples	AAF	Samples	AAF				
Para-Athletics	Standing Throws All Classes	-	-	2	-	2	2	0	0%
<b>Totals</b>		<b>0</b>	<b>0</b>	<b>2</b>	<b>0</b>		<b>2</b>	<b>0</b>	<b>0%</b>

\* No IGF-I Analogs Blood Tests in IPC Sports/Disciplines were recorded in ADAMS

Table 66: hGH Isoforms Tests Conducted in IPC Sports/Disciplines (Blood)

Sports	Disciplines	IC			OOC			Sub Total	Total Samples	Total AAFs	% AAF
		Samples	ATF	AAF	Samples	ATF	AAF				
Para-Athletics	Standing Throws All Classes	-	-	-	10	-	-	10	31	0	0%
	Running Middle Distance 800m - 1500m All Classes	-	-	-	6	-	-	6			
	Running Sprints 400m or less All Classes	-	-	-	6	-	-	6			
	Wheelchair Racing - All Distances All Classes	-	-	-	5	-	-	5			
	Seated Throws - Classes: F31-F34/F51-F53	-	-	-	2	-	-	2			
	Jumping - All Classes	-	-	-	2	-	-	2			
Para-Ice Hockey	-	-	-	-	-	-	-	1	0	0%	
Para-Nordic Skiing	-	-	-	-	-	-	-	1	0	0%	
Para-Powerlifting	-	-	-	-	-	-	-	13	0	0%	
Para-Swimming	Classes: S4/SB4/SM4 – S9/SB8/SM9	4	-	-	7	-	-	11	14	0	0%
	Classes: S10/SB9/SM10 - S14/SB14	1	-	-	2	-	-	3			
<b>Totals</b>		<b>5</b>	<b>0</b>	<b>0</b>	<b>55</b>	<b>0</b>	<b>0</b>		<b>60</b>	<b>0</b>	<b>0%</b>

Table 67: hGH Biomarkers Tests Conducted in IPC Sports/Disciplines (Blood)

Sports	Disciplines	IC			OOC			Sub Total	Total Samples	Total AAFs	% AAF
		Samples	ATF	AAF	Samples	ATF	AAF				
Para-Alpine Skiing	-	-	-	-	1	-	-	1	1	0	0%
Para-Athletics	Running Sprints 400m or less All Classes	-	-	-	7	-	-	7	22	0	0%
	Wheelchair Racing - All Distances All Classes	-	-	-	6	-	-	6			
	Running Middle Distance 800m - 1500m All Classes	-	-	-	5	-	-	5			
	Standing Throws All Classes	-	-	-	3	-	-	3			
	Seated Throws - Classes: F31-F34/F51-F53	-	-	-	1	-	-	1			
Para-Biathlon	-	1	-	-	-	-	-	1	1	0	0%
Para-Ice Hockey	-	1	-	-	-	-	-	1	1	0	0%
Para-Nordic Skiing	Para-Nordic Skiing	-	-	-	5	-	-	5	8	0	0%
	Para-Cross Country Skiing Middle/Long Distance	2	-	-	1	-	-	3			
Para-Powerlifting	-	12	-	-	6	-	-	18	18	0	0%
Para-Swimming	Classes: S4/SB4/SM4 – S9/SB8/SM9	-	-	-	1	-	-	1	2	0	0%
	Classes: S10/SB9/SM10 - S14/SB14	-	-	-	1	-	-	1			
<b>Totals</b>		<b>16</b>	<b>0</b>	<b>0</b>	<b>37</b>	<b>0</b>	<b>0</b>		<b>53</b>	<b>0</b>	<b>0%</b>

Table 68: HBOC Tests Conducted in IPC Sports/Disciplines (Blood)

Sports	Disciplines	IC		OOC		Sub Total	Total Samples	Total AAFs	% AAF
		Samples	AAF	Samples	AAF				
Para-Athletics	Standing Throws All Classes	-	-	2	-	2	3	0	0%
	Jumping - All Classes	-	-	1	-	1			
Para-Nordic Skiing	Para-Nordic Skiing	-	-	3	-	3	3	0	0%
Para-Swimming	Classes: S4/SB4/SM4 – S9/SB8/SM9	4	-	-	-	4	5	0	0%
	Classes: S10/SB9/SM10 - S14/SB14	-	-	1	-	1			
<b>Totals</b>		<b>4</b>	<b>0</b>	<b>7</b>	<b>0</b>		<b>11</b>	<b>0</b>	<b>0%</b>

Table 69: HBT Tests Conducted in IPC Sports/Disciplines (Blood)

Sports	Disciplines	IC		OOC		Sub Total	Total Samples	Total AAFs	% AAF
		Samples	AAF	Samples	AAF				
none	-	-	-	-	-	-	0	0	0%
<b>Totals</b>		<b>0</b>	<b>0</b>	<b>0</b>	<b>0</b>		<b>0</b>	<b>0</b>	<b>0%</b>

**Table 70: GC/C/IRMS Tests Conducted in Sports for Athletes with an Impairment for Markers of the Steroid Profile (Urine)**

Sports	Disciplines	IC		OOC		Sub Total	Total Samples	Total AAFs	% AAF
		Samples	AAF	Samples	AAF				
Archery	Para-Archery**	1	1	-	-	-	1	1	100%
Basketball	Wheelchair Basketball	-	-	3	-	-	3	0	0%
Curling	Wheelchair Curling	-	-	1	-	-	1	0	0%
Cycling	Para-Cycling**	-	-	10	-	10	17	0	0%
	Para-Cycling Road**	2	-	4	-	6			
	Para-Cycling Track Sprint**	1	-	-	-	1			
Fencing	Wheelchair Fencing	1	-	1	-	-	2	0	0%
Goalball	-	-	-	1	-	-	1	0	0%
Judo	Para-Judo	-	-	3	-	3	4	0	0%
	CISS Judo	-	-	1	-	1			
ParaVolley	ParaVolley Sitting	-	-	3	-	3	4	0	0%
	ParaVolley	-	-	1	-	1			
Rugby	Wheelchair Rugby	-	-	2	-	-	2	0	0%
Table Tennis	Para-Table Tennis**	-	-	1	-	-	1	0	0%
Taekwondo	Para-Taekwondo-Kyorugi**	1	-	2	-	3	4	0	0%
	Para-Taekwondo**	-	-	1	-	1			
Triathlon	Para-Triathlon**	-	-	2	-	-	2	0	0%
Wrestling	CISS Wrestling Freestyle	-	-	1	-	-	1	0	0%
<b>Totals</b>		<b>6</b>	<b>1</b>	<b>37</b>	<b>0</b>		<b>43</b>	<b>1</b>	<b>2%</b>

\*\* Sports and disciplines under the governance of the respective ASOIF and AIOWF IFs.

\* No GC/C/IRMS tests for 19-norandrosterone, boldenone or formestane were recorded in ADAMS for Sports for Athletes with an Impairment

Table 72: ESA Tests Conducted in Sports for Athletes with an Impairment (Urine and Blood)

		Urine							
Sports	Disciplines	IC Samples	IC AAF	OOC Samples	OOC AAF	Sub Total	Total Samples	Total AAFs	% AAF
Aquatics	CISS Swimming Middle Distance 200-400m	1	-	2	-	3	5	0	0%
	CISS Swimming Sprint 100m or less	-	-	1	-	1			
	CISS Swimming Long Distance 800m and greater	-	-	1	-	1			
Archery	Para-Archery**	-	-	1	-	-	1	0	0%
Athletics	CISS Long Distance 3000m and greater	4	-	3	-	7	12	0	0%
	CISS Sprint 400m or less	1	-	2	-	3			
	INAS Long Distance 3000m and greater	1	-	-	-	1			
	CISS Middle Distance 800-1500m	1	-	-	-	1			
Badminton	Para-Badminton**	1	-	32	-	-	33	0	0%
Basketball	Wheelchair Basketball	10	-	10	-	-	20	0	0%
Canoe/Kayak	Para-Canoe Sprint**	1	-	31	-	-	32	0	0%
Cycling	Para-Cycling Road**	16	-	75	-	91	235	0	0%
	Para-Cycling**	14	-	75	-	89			
	Para-Cycling Track Sprint**	7	-	15	-	22			
	Para-Cycling Track Endurance**	15	-	6	-	21			
	CISS Cycling Road	6	-	1	-	7			
	CISS Mountain Bike	4	-	1	-	5			
Equestrian	Para-Equestrian**	-	-	1	-	-	1	0	0%
Fencing	Wheelchair Fencing	-	-	3	-	-	3	0	0%
Football 5-a-Side	Para-Football 5-a-side	-	-	1	-	-	1	0	0%
Goalball	-	1	-	5	-	-	6	0	0%
Ice Hockey	CISS Ice Hockey	-	-	1	-	-	1	0	0%
Judo	Para-Judo	-	-	11	-	11	12	0	0%
	CISS Judo	-	-	1	-	1			
ParaVolley	ParaVolley Sitting	-	-	11	-	-	11	0	0%
Rowing	Para-Rowing**	10	-	45	-	-	55	0	0%
Rugby	Wheelchair Rugby	1	-	9	-	-	10	0	0%
Table Tennis	Para-Table Tennis**	1	-	15	-	-	16	0	0%
Taekwondo	Para-Taekwondo-Kyorugi**	1	-	9	-	-	10	0	0%
Tennis	Wheelchair Tennis**	5	-	30	-	-	35	0	0%
Triathlon	Para-Triathlon**	24	-	64	-	-	88	0	0%
Wrestling	CISS Wrestling Freestyle	-	-	2	-	-	2	0	0%
<b>Totals</b>		<b>125</b>	<b>0</b>	<b>464</b>	<b>0</b>		<b>589</b>	<b>0</b>	<b>0%</b>

		Blood							
Sports	Disciplines	IC Samples	IC AAF	OOC Samples	OOC AAF	Sub Total	Total Samples	Total AAFs	% AAF
Canoe/Kayak	Para-Canoe Sprint**	-	-	3	-	-	3	0	0%
	Para-Cycling**	-	-	6	-	6	10	0	0%
Cycling	Para-Cycling Track Endurance**	-	-	2	-	2			
	Para-Cycling Road**	-	-	2	-	2			
Triathlon	Para-Triathlon**	-	-	1	-	-	1	0	0%
<b>Totals</b>		<b>0</b>	<b>0</b>	<b>14</b>	<b>0</b>		<b>14</b>	<b>0</b>	<b>0%</b>

\*\* Sports and disciplines under the governance of the respective ASOIF and AIOWF IFs.

Table 73: GHRF(GHS/GHRP) Tests Conducted in Sports for Athletes with an Impairment (Urine)

Sports		IC		OOC		Sub Total	Total Samples	Total AAFs	% AAF
		Samples	AAF	Samples	AAF				
Aquatics	CISS Swimming Middle Distance 200-400m	1	-	2	-	3	6	0	0%
	CISS Swimming Long Distance 800m and greater	-	-	1	-	1			
	INAS Swimming Middle Distance 200-400m	-	-	1	-	1			
	CISS Swimming Sprint 100m or less	-	-	1	-	1			
Archery	Para-Archery**	-	-	3	-	-	3	0	0%
Athletics	CISS Sprint 400m or less	-	-	3	-	3	10	0	0%
	INAS Long Distance 3000m and greater	2	-	-	-	2			
	INAS Middle Distance 800-1500m	2	-	-	-	2			
	CISS Long Distance 3000m and greater	-	-	2	-	2			
	CISS Middle Distance 800-1500m	1	-	-	-	1			
Badminton	Para-Badminton**	1	-	27	-	-	28	0	0%
Basketball	Wheelchair Basketball	5	-	21	-	-	26	0	0%
Canoe/Kayak	Para-Canoe Sprint**	1	-	30	-	-	31	0	0%
Curling	Wheelchair Curling	-	-	2	-	-	2	0	0%
Cycling	Para-Cycling Road**	15	-	85	-	100	226	0	0%
	Para-Cycling**	5	-	47	-	52			
	Para-Cycling Track Sprint**	13	-	26	-	39			
	Para-Cycling Track Endurance**	19	-	6	-	25			
	CISS Cycling Road	6	-	1	-	7			
	CISS Mountain Bike	2	-	1	-	3			
Equestrian	Para-Equestrian**	-	-	2	-	-	2	0	0%
Fencing	Wheelchair Fencing	-	-	3	-	-	3	0	0%
Football 5-a-Side	Para-Football 5-a-side	-	-	1	-	-	1	0	0%
Goalball	-	1	-	5	-	-	6	0	0%
Ice Hockey	CISS Ice Hockey	-	-	1	-	-	1	0	0%
Judo	Para-Judo	6	-	20	-	26	27	0	0%
	CISS Judo	-	-	1	-	1			
ParaVolley	ParaVolley Sitting	6	-	24	-	-	30	0	0%
Rowing	Para-Rowing**	-	-	37	-	-	37	0	0%
Rugby	Wheelchair Rugby	6	-	21	-	-	27	0	0%
Table Tennis	Para-Table Tennis**	1	-	15	-	-	16	0	0%
Taekwondo	Para-Taekwondo-Kyorugi**	1	-	18	-	-	19	0	0%
Tennis	Wheelchair Tennis**	7	-	59	-	-	66	0	0%
Triathlon	Para-Triathlon**	9	-	67	-	-	76	0	0%
Wrestling	CISS Wrestling Freestyle	-	-	1	-	-	1	0	0%
<b>Totals</b>		<b>110</b>	<b>0</b>	<b>534</b>	<b>0</b>		<b>644</b>	<b>0</b>	<b>0%</b>

\*\* Sports and disciplines under the governance of the respective ASOIF and AIOWF IFs.



Table 74: GHRF(GHRH) Tests Conducted in Sports for Athletes with an Impairment (Urine)

Sports	Disciplines	IC		OOC		Sub Total	Total Samples	Total AAFs	% AAF
		Samples	AAF	Samples	AAF				
Archery	Para-Archery**	-	-	2	-	-	2	0	0%
Basketball	Wheelchair Basketball	-	-	3	-	-	3	0	0%
Canoe/Kayak	Para-Canoe Sprint**	-	-	2	-	-	2	0	0%
Cycling	Para-Cycling Road**	-	-	16	-	16	22	0	0%
	Para-Cycling**	3	-	1	-	4			
	Para-Cycling Track Sprint**	-	-	2	-	2			
Judo	Para-Judo	-	-	1	-	-	1	0	0%
ParaVolley	ParaVolley Sitting	1	-	12	-	-	13	0	0%
Rowing	Para-Rowing**	-	-	12	-	-	12	0	0%
Rugby Union	Wheelchair Rugby	-	-	7	-	-	7	0	0%
Table Tennis	Para-Table Tennis**	-	-	1	-	-	1	0	0%
Taekwondo	Para-Taekwondo-Kyorugi**	2	-	2	-	-	4	0	0%
Tennis	Wheelchair Tennis**	-	-	7	-	-	7	0	0%
Triathlon	Para-Triathlon**	-	-	14	-	-	14	0	0%
<b>Totals</b>		<b>6</b>	<b>0</b>	<b>82</b>	<b>0</b>		<b>88</b>	<b>0</b>	<b>0%</b>

\*\* Sports and disciplines under the governance of the respective ASOIF and AIOWF IFs.

**Table 75: GnRH Tests Conducted in Sports for Athletes with an Impairment (Urine)**

Sports	Disciplines	IC		OOC		Sub Total	Total Samples	Total AAFs	% AAF
		Samples	AAF	Samples	AAF				
Aquatics	CISS Swimming Middle Distance 200-400m	1	-	2	-	3	5	0	0%
	INAS Swimming Middle Distance 200-400m	-	-	1	-	1			
	CISS Swimming Long Distance 800m and greater	-	-	1	-	1			
Archery	Para-Archery**	-	-	3	-	-	3	0	0%
Athletics	INAS Long Distance 3000m and greater	2	-	-	-	2	7	0	0%
	INAS Middle Distance 800-1500m	2	-	-	-	2			
	CISS Sprint 400m or less	-	-	2	-	2			
	CISS Middle Distance 800-1500m	1	-	-	-	1			
Badminton	Para-Badminton**	-	-	11	-	-	11	0	0%
Basketball	Wheelchair Basketball	3	-	12	-	-	15	0	0%
Canoe/Kayak	Para-Canoe Sprint**	-	-	24	-	-	24	0	0%
Curling	Wheelchair Curling	-	-	2	-	-	2	0	0%
Cycling	Para-Cycling Road**	15	-	48	-	63	171	0	0%
	Para-Cycling**	3	-	42	-	45			
	Para-Cycling Track Sprint**	13	-	19	-	32			
	Para-Cycling Track Endurance**	19	-	4	-	23			
	CISS Cycling Road	6	-	-	-	6			
	CISS Mountain Bike	2	-	-	-	2			
Equestrian	Para-Equestrian**	-	-	1	-	-	1	0	0%
Fencing	Wheelchair Fencing	-	-	1	-	-	1	0	0%
Football 5-a-Side	Para-Football 5-a-side	-	-	1	-	-	1	0	0%
Goalball	-	1	-	1	-	-	2	0	0%
Ice Hockey	CISS Ice Hockey	-	-	1	-	-	1	0	0%
Judo	Para-Judo	6	-	10	-	-	16	0	0%
ParaVolley	ParaVolley Sitting	6	-	21	-	-	27	0	0%
Rowing	Para-Rowing**	-	-	26	-	-	26	0	0%
Rugby	Wheelchair Rugby	6	-	12	-	-	18	0	0%
Table Tennis	Para-Table Tennis**	1	-	9	-	-	10	0	0%
Taekwondo	Para-Taekwondo-Kyorugi**	2	-	15	-	-	17	0	0%
Tennis	Wheelchair Tennis**	5	-	47	-	-	52	0	0%
Triathlon	Para-Triathlon**	9	-	37	-	-	46	0	0%
Wrestling	CISS Wrestling Freestyle	-	-	1	-	-	1	0	0%
<b>Totals</b>		<b>103</b>	<b>0</b>	<b>354</b>	<b>0</b>		<b>457</b>	<b>0</b>	<b>0%</b>

**Table 76: Insulin Tests Conducted in Sports for Athletes with an Impairment (Urine and Blood)**

		Urine							
Sports	Disciplines	IC		OOC		Sub Total	Total Samples	Total AAFs	% AAF
		Samples	AAF	Samples	AAF				
Taekwondo	Para-Taekwondo-Kyorugi**	1	-	-	-	1	1	0	0%
<b>Totals</b>		<b>1</b>	<b>0</b>	<b>0</b>	<b>0</b>		<b>1</b>	<b>0</b>	<b>0%</b>

\* No Insulin Blood Tests in Sports for Athletes with an Impairment were recorded in ADAMS

\*\* Sports and disciplines under the governance of the respective ASOIF and AIOWF IFs.

Table 77: IGF-I Analogs\* Tests Conducted in Sports for Athletes with an Impairment (Urine and Blood)

Sports	Disciplines	Urine							
		IC Samples	IC AAF	OOC Samples	OOC AAF	Sub Total	Total Samples	Total AAFs	% AAF
Taekwondo	Para-Taekwondo-Kyorugi**	1	-	-	-	1	1	0	0%
	<b>Totals</b>	<b>1</b>	<b>0</b>	<b>0</b>	<b>0</b>	<b>1</b>	<b>1</b>	<b>0</b>	<b>0%</b>

\* No IGF-I Analogs Blood Tests in Sports for Athletes with an Impairment were recorded in ADAMS

\*\* Sports and disciplines under the governance of the respective ASOIF and AIOWF IFs.

Table 78: hGH Isoforms Tests Conducted in Sports for Athletes with an Impairment (Blood)

Sports	Disciplines	IC			OOC			Sub Total	Total Samples	Total AAFs	% AAF
		Samples	ATF	AAF	Samples	ATF	AAF				
Aquatics	CISS Swimming Middle Distance 200-400m	1	-	-	1	-	-	-	2	0	0%
Badminton	Para-Badminton**	-	-	-	11	-	-	-	11	0	0%
Canoe/Kayak	Para-Canoe Sprint**	-	-	-	3	-	-	-	3	0	0%
	Para-Cycling Road**	-	-	-	12	-	-	12			
	Para-Cycling**	-	-	-	7	-	-	7	22	0	0%
	Para-Cycling Track Sprint**	-	-	-	3	-	-	3			
Goalball	-	1	-	-	-	-	-	-	1	0	0%
Judo	Para-Judo	1	-	-	2	-	-	-	3	0	0%
Rowing	Para-Rowing**	-	-	-	6	-	-	-	6	0	0%
Table Tennis	Para-Table Tennis**	1	-	-	1	-	-	-	2	0	0%
Taekwondo	Para-Taekwondo-Kyorugi**	3	-	-	4	-	-	-	7	0	0%
Tennis	Wheelchair Tennis**	-	-	-	33	-	-	-	33	0	0%
Triathlon	Para-Triathlon**	-	-	-	4	-	-	-	4	0	0%
<b>Totals</b>		<b>7</b>	<b>0</b>	<b>0</b>	<b>87</b>	<b>0</b>	<b>0</b>		<b>94</b>	<b>0</b>	<b>0%</b>

Table 79: hGH Biomarkers Tests Conducted in Sports for Athletes with an Impairment (Blood)

Sports	Disciplines	IC			OOC			Sub Total	Total Samples	Total AAFs	% AAF
		Samples	ATF	AAF	Samples	ATF	AAF				
Aquatics	CISS Long Distance 3000m and greater	-	-	-	1	-	-	-	1	0	0%
Badminton	Para-Badminton**	-	-	-	13	-	-	-	13	0	0%
Canoe/Kayak	Para-Canoe Sprint**	-	-	-	1	-	-	-	1	0	0%
	Para-Cycling**	-	-	-	4	-	-	4			
Cycling	Para-Cycling Road**	-	-	-	3	-	-	3	9	0	0%
	Para-Cycling Track Endurance**	-	-	-	2	-	-	2			
Judo	Para-Judo	1	-	-	1	-	-	-	2	0	0%
Rowing	Para-Rowing**	-	-	-	5	-	-	-	5	0	0%
Tennis	Wheelchair Tennis**	-	-	-	1	-	-	-	1	0	0%
Triathlon	Para-Triathlon**	-	-	-	6	-	-	-	6	0	0%
<b>Totals</b>		<b>1</b>	<b>0</b>	<b>0</b>	<b>37</b>	<b>0</b>	<b>0</b>		<b>38</b>	<b>0</b>	<b>0%</b>

Table 80: HBOC Tests Conducted in Sports for Athletes with an Impairment (Blood)

Sports	Disciplines	IC		OOC		Sub Total	Total Samples	Total AAFs	% AAF
		Samples	AAF	Samples	AAF				
Canoe/Kayak	Para-Canoe Sprint**	-	-	1	-	-	1	0	0%
Rowing	Para-Rowing**	-	-	2	-	-	2	0	0%
Taekwondo	Para-Taekwondo-Kyorugi**	1	-	-	-	-	1	0	0%
Tennis	Wheelchair Tennis**	-	-	12	-	-	12	0	0%
<b>Totals</b>		<b>1</b>	<b>0</b>	<b>15</b>	<b>0</b>	<b>0</b>	<b>16</b>	<b>0</b>	<b>0%</b>

Table 81: HBT Tests Conducted in Sports for Athletes with an Impairment (Blood)

Sports	Disciplines	IC		OOC		Sub Total	Total Samples	Total AAFs	% AAF
		Samples	AAF	Samples	AAF				
none	-	-	-	-	-	-	0	0	0%
<b>Totals</b>		<b>0</b>	<b>0</b>	<b>0</b>	<b>0</b>	<b>0</b>	<b>0</b>	<b>0</b>	<b>0%</b>

\*\* Sports and disciplines under the governance of the respective ASOIF and AIOWF IFs.

**Table 82: GC/C/IRMS Tests Conducted in Other Sports/Disciplines from Code Signatories for Markers of the Steroid Profile (Urine)**

Sports	Disciplines	IC		OOC		Sub Total	Total Samples	Total AAFs	% AAF
		Samples	AAF	Samples	AAF				
Australian Rules Football	-	2	-	2	-	-	4	0	0%
Kettlebell Lifting	-	-	-	1	-	-	1	0	0%
Rugby League	-	7	-	22	-	-	29	0	0%
Taekwondo	ITF Taekwondo	-	-	1	-	-	1	0	0%
Triathlon	Ironman	1	-	4	-	-	5	0	0%
<b>Totals</b>		<b>10</b>	<b>0</b>	<b>30</b>	<b>0</b>		<b>40</b>	<b>0</b>	<b>0%</b>

\* No GC/C/IRMS tests for 19-norandrosterone, boldenone or formestane were recorded in ADAMS for Other Sports/Disciplines from Code Signatories

**Table 83: ESA Tests Conducted in Other Sports/Disciplines from Code Signatories (Urine and Blood)**

		Urine							
Sports	Disciplines	IC		OOC		Sub Total	Total Samples	Total AAFs	% AAF
		Samples	AAF	Samples	AAF				
Australian Rules Football	-	-	-	45	-	-	45	0	0%
Kettlebell Lifting	-	1	-	2	-	-	3	0	0%
Rugby League	-	17	-	190	-	-	207	0	0%
Taekwondo	ITF Taekwondo	2	-	4	-	-	6	0	0%
Triathlon	Ironman	17	-	43	-	-	60	0	0%
<b>Totals</b>		<b>37</b>	<b>0</b>	<b>284</b>	<b>0</b>		<b>321</b>	<b>0</b>	<b>0%</b>

		Blood							
Sports	Disciplines	IC		OOC		Sub Total	Total Samples	Total AAFs	% AAF
		Samples	AAF	Samples	AAF				
none	-	-	-	-	-	-	0	0	n/a
<b>Totals</b>		<b>0</b>	<b>0</b>	<b>0</b>	<b>0</b>		<b>0</b>	<b>0</b>	<b>0%</b>

**Table 84: GHRF(GHS/GHRP) Tests Conducted in Other Sports/Disciplines from Code Signatories (Urine)**

Sports	Disciplines	IC		OOC		Sub Total	Total Samples	Total AAFs	% AAF
		Samples	AAF	Samples	AAF				
Australian Rules Football	-	-	-	43	-	-	43	0	0%
Kettlebell Lifting	-	6	-	7	-	-	13	0	0%
Rugby League	-	58	-	390	1	-	448	1	0.2%
Taekwondo	ITF Taekwondo	2	-	7	-	-	9	0	0%
Triathlon	Ironman	1	-	21	-	-	22	0	0%
<b>Totals</b>		<b>67</b>	<b>0</b>	<b>468</b>	<b>1</b>		<b>535</b>	<b>1</b>	<b>0.19%</b>

**Table 85: GHRF(GHRH) Tests Conducted in Other Sports/Disciplines from Code Signatories (Urine)**

Sports	Disciplines	IC		OOC		Sub Total	Total Samples	Total AAFs	% AAF
		Samples	AAF	Samples	AAF				
Taekwondo	ITF Taekwondo	-	-	2	-	-	2	0	0%
Triathlon	Ironman	-	-	5	-	-	5	0	0%
<b>Totals</b>		<b>0</b>	<b>0</b>	<b>7</b>	<b>0</b>		<b>7</b>	<b>0</b>	<b>0%</b>

**Table 86: GnRH Tests Conducted in Other Sports/Disciplines from Code Signatories (Urine)**

Sports	Disciplines	IC		OOC		Sub Total	Total Samples	Total AAFs	% AAF
		Samples	AAF	Samples	AAF				
Australian Rules Football	-	-	-	43	-	-	43	0	0%
Kettlebell Lifting	-	2	-	1	-	-	3	0	0%
Rugby League	-	54	-	390	-	-	444	0	0%
Taekwondo	ITF Taekwondo	2	-	6	-	-	8	0	0%
Triathlon	Ironman	1	-	19	-	-	20	0	0%
<b>Totals</b>		<b>59</b>	<b>0</b>	<b>459</b>	<b>0</b>		<b>518</b>	<b>0</b>	<b>0%</b>

**Table 87: Insulin Tests\* conducted in Other Sports/Disciplines from Code Signatories (Urine and Blood)**

Urine

Sports	Disciplines	IC		OOC		Sub Total	Total Samples	Total AAFs	% AAF
		Samples	AAF	Samples	AAF				
none	-	-	-	-	-	-	0	0	0%
<b>Totals</b>		<b>0</b>	<b>0</b>	<b>0</b>	<b>0</b>		<b>0</b>	<b>0</b>	<b>0%</b>

\* No Insulin Blood Tests in Other Sports/Disciplines from Code Signatories were recorded in ADAMS

**Table 88: IGF-I Analogs Tests\* Conducted in Other Sports/Disciplines from Code Signatories (Urine and Blood)**

Urine

Sports	Disciplines	IC		OOC		Sub Total	Total Samples	Total AAFs	% AAF
		Samples	AAF	Samples	AAF				
none	-	-	-	-	-	-	0	0	0%
<b>Totals</b>		<b>0</b>	<b>0</b>	<b>0</b>	<b>0</b>		<b>0</b>	<b>0</b>	<b>0%</b>

\* No IGF-I Analogs Blood Tests in Other Sports/Disciplines from Code Signatories were recorded in ADAMS

Table 89: hGH Isoforms Tests Conducted in Other Sports/Disciplines from Code Signatories (Blood)

Sports	Disciplines	IC			OOC			Sub Total	Total Samples	Total AAFs	% AAF
		Samples	ATF	AAF	Samples	ATF	AAF				
Australian Rules Football	-	-	-	-	2	-	-	-	2	0	0%
Kettlebell Lifting	-	2	-	-	-	-	-	-	2	0	0%
Rugby League	-	-	-	-	53	-	-	-	53	0	0%
Taekwondo	ITF Taekwondo	2	-	-	1	-	-	-	3	0	0%
<b>Totals</b>		<b>4</b>	<b>0</b>	<b>0</b>	<b>56</b>	<b>0</b>	<b>0</b>		<b>60</b>	<b>0</b>	<b>0%</b>

Table 90: HGH Biomarkers Tests Conducted in Other Sports/Disciplines from Code Signatories (Blood)

Sports	Disciplines	IC			OOC			Sub Total	Total Samples	Total AAFs	% AAF
		Samples	ATF	AAF	Samples	ATF	AAF				
Kettlebell Lifting	-	-	-	-	10	-	-	-	10	0	0%
Rugby League	-	-	-	-	24	-	-	-	24	0	0%
Triathlon	Ironman	-	-	-	10	-	-	-	10	0	0%
<b>Totals</b>		<b>0</b>	<b>0</b>	<b>0</b>	<b>44</b>	<b>0</b>	<b>0</b>		<b>44</b>	<b>0</b>	<b>0%</b>

Table 91: HBOC Tests Conducted in Other Sports/Disciplines from Code Signatories (Blood)

Sports	Disciplines	IC		OOC		Sub Total	Total Samples	Total AAFs	% AAF
		Samples	AAF	Samples	AAF				
Australian Rules Football	-	-	-	2	-	-	2	0	0%
Kettlebell Lifting	-	-	-	10	-	-	10	0	0%
Rugby League	-	-	-	49	-	-	49	0	0%
<b>Totals</b>		<b>0</b>	<b>0</b>	<b>61</b>	<b>0</b>		<b>61</b>	<b>0</b>	<b>0%</b>

Table 92: HBT Tests Conducted in Other Sports/Disciplines from Code Signatories (Blood)

Sports	Disciplines	IC		OOC		Sub Total	Total Samples	Total AAFs	% AAF
		Samples	AAF	Samples	AAF				
none	-	-	-	-	-	-	0	0	0%
<b>Totals</b>		<b>0</b>	<b>0</b>	<b>0</b>	<b>0</b>		<b>0</b>	<b>0</b>	<b>0%</b>

**Table 93: GC/C/IRMS Tests Conducted in Other Sports/Disciplines from Code Signatories - Military Sports (Urine)**

Sports	Disciplines	IC		OOC		Sub Total	Total Samples	Total AAFs	% AAF
		Samples	AAF	Samples	AAF				
none	-	-	-	-	-	-	0	0	0%
	<b>Totals</b>	<b>0</b>	<b>0</b>	<b>0</b>	<b>0</b>		<b>0</b>	<b>0</b>	<b>0%</b>

\* No GC/C/IRMS tests for 19-norandrosterone, boldenone or formestane were recorded in ADAMS for Other Sports/Disciplines from Code Signatories - Military Sports

**Table 94: ESA Tests Conducted in Other Sports/Disciplines from Code Signatories - Military Sports (Urine and Blood)**

		Urine							
Sports	Disciplines	IC		OOC		Sub Total	Total Samples	Total AAFs	% AAF
		Samples	AAF	Samples	AAF				
Aquatics	Military Swimming Middle Distance 200-400m	-	-	2	-	2	3	0	0%
	Military Swimming	1	-	-	-	1			
Athletics	Military Long Distance 3000m or greater	3	-	3	-	6	9	0	0%
	Military Throws	-	-	2	-	2			
	Military Middle Distance 800-1500m	1	-	-	-	1			
Judo	Military Judo	-	-	1	-	-	1	0	0%
Triathlon	Military Triathlon	-	-	2	-	-	2	0	0%
	<b>Totals</b>	<b>5</b>	<b>0</b>	<b>10</b>	<b>0</b>		<b>15</b>	<b>0</b>	<b>0%</b>

		Blood							
Sports	Disciplines	IC		OOC		Sub Total	Total Samples	Total AAFs	% AAF
		Samples	AAF	Samples	AAF				
none	-	-	-	-	-	-	0	0	0%
	<b>Totals</b>	<b>0</b>	<b>0</b>	<b>0</b>	<b>0</b>		<b>0</b>	<b>0</b>	<b>0%</b>

**Table 95: GHRF(GHS/GHRP) Tests Conducted in Other Sports/Disciplines from Code Signatories - Military Sports (Urine)**

Sports	Disciplines	IC		OOC		Sub Total	Total Samples	Total AAFs	% AAF
		Samples	AAF	Samples	AAF				
Athletics	Military Throws	-	-	3	-	3	6	0	0%
	Military Long Distance 3000m or greater	2	-	-	-	2			
	Military Sprint 400m or less	-	-	1	-	1			
Judo	Military Judo	-	-	2	-	-	2	0	0%
	<b>Totals</b>	<b>2</b>	<b>0</b>	<b>6</b>	<b>0</b>		<b>8</b>	<b>0</b>	<b>0%</b>

**Table 96: GHRF(GHRH) Tests Conducted in Other Sports/Disciplines from Code Signatories - Military Sports (Urine)**

Sports	Disciplines	IC		OOC		Sub Total	Total Samples	Total AAFs	% AAF
		Samples	AAF	Samples	AAF				
Athletics	Military Throws	-	-	3	-	-	3	0	0%
	<b>Totals</b>	<b>0</b>	<b>0</b>	<b>3</b>	<b>0</b>		<b>3</b>	<b>0</b>	<b>0%</b>



**Table 97: GnRH Tests Conducted in Other Sports/Disciplines from Code Signatories - Military Sports (Urine)**

Sports	Disciplines	IC		OOC		Sub Total	Total Samples	Total AAFs	% AAF
		Samples	AAF	Samples	AAF				
Athletics	Military Throws	-	-	3	-	3			
	Military Long Distance 3000m or greater	2	-	-	-	2	6	0	0%
	Military Sprint 400m or less	-	-	1	-	1			
<b>Totals</b>		<b>2</b>	<b>0</b>	<b>4</b>	<b>0</b>		<b>6</b>	<b>0</b>	<b>0%</b>

**Table 98: Insulin Tests\* conducted in Other Sports/Disciplines from Code Signatories - Military Sports (Urine and Blood)**

Sports	Disciplines	IC		OOC		Urine			
		Samples	AAF	Samples	AAF	Sub Total	Total Samples	Total AAFs	% AAF
none	-	-	-	-	-	-	0	0	n/a
<b>Totals</b>		<b>0</b>	<b>0</b>	<b>0</b>	<b>0</b>		<b>0</b>	<b>0</b>	<b>0%</b>

\* No Insulin Blood Tests in Sports/Disciplines from Code Signatories - Military Sports were recorded in ADAMS

**Table 99: IGF-I Analogs Tests\* Conducted in Other Sports/Disciplines from Code Signatories - Military Sports (Urine and Blood)**

Sports	Disciplines	IC		OOC		Urine			
		Samples	AAF	Samples	AAF	Sub Total	Total Samples	Total AAFs	% AAF
none	-	-	-	-	-	-	0	0	0%
<b>Totals</b>		<b>0</b>	<b>0</b>	<b>0</b>	<b>0</b>		<b>0</b>	<b>0</b>	<b>0%</b>

\* No IGF-I Analogs Blood Tests in Sports/Disciplines from Code Signatories - Military Sports were recorded in ADAMS

**Table 100: hGH Isoforms Tests Conducted in Other Sports/Disciplines from Code Signatories - Military Sports (Blood)**

Sports	Disciplines	IC		OOC		Sub Total	Total Samples	Total AAFs	% AAF
		Samples	AAF	Samples	AAF				
Triathlon	Military Triathlon	-	-	1	-	-	1	0	0%
<b>Totals</b>		<b>0</b>	<b>0</b>	<b>1</b>	<b>0</b>		<b>1</b>	<b>0</b>	<b>0%</b>

**Table 101: hGH Biomarkers Tests Conducted in Other Sports/Disciplines from Code Signatories - Military Sports (Blood)**

Sports	Disciplines	IC		OOC		Sub Total	Total Samples	Total AAFs	% AAF
		Samples	AAF	Samples	AAF				
none	-	-	-	-	-	-	0	0	0%
<b>Totals</b>		<b>0</b>	<b>0</b>	<b>0</b>	<b>0</b>		<b>0</b>	<b>0</b>	<b>0%</b>

**Table 102: HBOC Tests Conducted in Other Sports/Disciplines from Code Signatories - Military Sports (Blood)**

Sports	Disciplines	IC		OOC		Sub Total	Total Samples	Total AAFs	% AAF
		Samples	AAF	Samples	AAF				
none	-	-	-	-	-	-	0	0	0%
<b>Totals</b>		<b>0</b>	<b>0</b>	<b>0</b>	<b>0</b>		<b>0</b>	<b>0</b>	<b>0%</b>

Table 103: HBT Tests Conducted in AIMS Sports/Disciplines - Military Sports (Blood)

Sports	Disciplines	IC		OOC		Sub Total	Total Samples	Total AAFs	% AAF
		Samples	AAF	Samples	AAF				
none	-	-	-	-	-	-	0	0	0%
	<b>Totals</b>	<b>0</b>	<b>0</b>	<b>0</b>	<b>0</b>		<b>0</b>	<b>0</b>	<b>0%</b>

Table 104: GC/C/IRMS Tests Conducted in Other Sports/Disciplines from Code Signatories - University Sports (Urine)

Sports	Disciplines	IC		OOC		Sub Total	Total Samples	Total AAFs	% AAF
		Samples	AAF	Samples	AAF				
American Football	University	-	-	3	-	-	3	0	0%
Aquatics	University Swimming Middle Distance 200-400m	-	-	1	-	-	1	0	0%
Athletics	University Throws	-	-	1	-	-	1	0	0%
Ice Hockey	University	1	-	-	-	-	1	0	0%
Wrestling	University	1	-	-	-	-	1	0	0%
<b>Totals</b>		<b>2</b>	<b>0</b>	<b>5</b>	<b>0</b>		<b>7</b>	<b>0</b>	<b>0%</b>

\* No GC/C/IRMS tests for 19-norandrosterone, boldenone or formestane were recorded in ADAMS for Other Sports/Disciplines from Code Signatories - University Sports

Table 105: ESA Tests Conducted in Other Sports/Disciplines from Code Signatories - University Sports (Urine and Blood)

Sports	Disciplines	Urine				Sub Total	Total Samples	Total AAFs	% AAF
		IC		OOC					
		Samples	AAF	Samples	AAF				
Aquatics	Swimming Middle Distance 200-400m	3	-	-	-	3	8	0	0%
	University Swimming Middle Distance 200-400m	1	-	-	-	1			
	University Open Water	-	-	1	-	1			
	University Swimming Sprint 100m or less	-	-	1	-	1			
	Swimming Long Distance 800m or greater	1	-	-	-	1			
	Swimming Sprint 100m or less	1	-	-	-	1			
Athletics	University Throws	-	-	5	-	5	20	0	0%
	University Sprint 400m or less	-	-	4	-	4			
	University Long Distance 3000m or greater	3	-	1	-	4			
	Long Distance 3000m or greater	2	-	-	-	2			
	Middle Distance 800-1500m	2	-	-	-	2			
	Throws	1	-	-	-	1			
	Jumps	1	-	-	-	1			
Sprint 400m or less	1	-	-	-	1				
Canoe/Kayak	University Long Distance 1000m	-	-	1	-	-	1	0	0%
Ju-Jitsu	Ju-Jitsu	2	-	-	-	-	2	0	0%
Karate	Karate	2	-	-	-	-	2	0	0%
Rugby	University Sevens	-	-	3	-	-	3	0	0%
Skating	University Speed Skating	2	-	-	-	-	2	0	0%
Taekwondo	Sparring	1	-	-	-	1	1	0	0%
Volleyball	Volleyball	1	-	-	-	1	1	0	0%
<b>Totals</b>		<b>24</b>	<b>0</b>	<b>16</b>	<b>0</b>		<b>40</b>	<b>0</b>	<b>0%</b>

Sports	Disciplines	Blood				Sub Total	Total Samples	Total AAFs	% AAF
		IC		OOC					
		Samples	AAF	Samples	AAF				
Athletics	University Throws	-	-	1	-	-	1	0	0%
<b>Totals</b>		<b>0</b>	<b>0</b>	<b>1</b>	<b>0</b>		<b>1</b>	<b>0</b>	<b>0%</b>

**Table 106: GHRF(GHS/GHRP) Tests Conducted in Other Sports/Disciplines from Code Signatories - University Sports (Urine)**

Sports	Disciplines	IC		OOC		Sub Total	Total Samples	Total AAFs	% AAF
		Samples	AAF	Samples	AAF				
American Football	University	-	-	21	-	-	21	0	0%
Aquatics	University Swimming Middle Distance 200-400m	11	-	2	-	13	20	0	0%
	Swimming Middle Distance 200-400m	3	-	-	-	3			
	University Diving	1	-	-	-	1			
	University Water Polo	-	-	1	-	1			
	Swimming Long Distance 800m or greater	1	-	-	-	1			
	Swimming Sprint 100m or less	1	-	-	-	1			
Athletics	University Combined Events	26	-	-	-	26	41	0	0%
	University Sprint 400m or less	-	-	5	-	5			
	University Throws	-	-	4	-	4			
	Sprint 400m or less	2	-	-	-	2			
	Jumps	1	-	-	-	1			
	Middle Distance 800-1500m	1	-	-	-	1			
	Throws	1	-	-	-	1			
Basketball	University	10	-	-	-	-	10	0	0%
Canoe/Kayak	University Long Distance 1000m	-	-	4	-	-	4	0	0%
Ice Hockey	University	16	-	6	-	-	22	0	0%
Ju-Jitsu	-	2	-	-	-	-	2	0	0%
Karate	-	2	-	-	-	-	2	0	0%
Rugby	University Sevens	-	-	2	-	-	2	0	0%
Taekwondo	Sparring	1	-	-	-	-	1	0	0%
Volleyball	University Volleyball	12	-	-	-	12	13	0	0%
	Volleyball	1	-	-	-	1			
Wrestling	University	17	-	-	-	-	17	0	0%
<b>Totals</b>		<b>110</b>	<b>0</b>	<b>45</b>	<b>0</b>		<b>155</b>	<b>0</b>	<b>0%</b>

**Table 107: GHRF(GHRH) Tests Conducted in Other Sports/Disciplines from Code Signatories - University Sports (Urine)**

Sports	Disciplines	IC		OOC		Sub Total	Total Samples	Total AAFs	% AAF
		Samples	AAF	Samples	AAF				
Aquatics	University Water Polo	-	-	1	-	-	1	0	0%
Sambo	University	1	-	-	-	-	1	0	0%
<b>Totals</b>		<b>1</b>	<b>0</b>	<b>1</b>	<b>0</b>		<b>2</b>	<b>0</b>	<b>0%</b>

**Table 108: GnRH Tests Conducted in Other Sports/Disciplines from Code Signatories - University Sports (Urine)**

Sports	Disciplines	IC		OOC		Sub Total	Total Samples	Total AAFs	% AAF
		Samples	AAF	Samples	AAF				
American Football	University	-	-	21	-	-	21	0	0%
Aquatics	University Swimming Middle Distance 200-400m	11	-	-	-	11			
	University Water Polo	-	-	1	-	1	13	0	0%
	University Diving	1	-	-	-	1			
Athletics	University Combined Events	26	-	-	-	26			
	University Sprint 400m or less	-	-	5	-	5	35	0	0%
	University Throws	-	-	4	-	4			
Basketball	University	10	-	-	-	-	10	0	0%
Canoe/Kayak	University Long Distance 1000m	-	-	4	-	-	4	0	0%
Ice Hockey	University	16	-	6	-	-	22	0	0%
Sambo	University	1	-	-	-	-	1	0	0%
Volleyball	University Volleyball	12	-	-	-	-	12	0	0%
Wrestling	University	17	-	-	-	-	17	0	0%
<b>Totals</b>		<b>94</b>	<b>0</b>	<b>41</b>	<b>0</b>		<b>135</b>	<b>0</b>	<b>0%</b>

**Table 109: Insulin Tests\* conducted in Other Sports/Disciplines from Code Signatories - University Sports (Urine and Blood)**

Sports	Disciplines	IC		OOC		Sub Total	Total Samples	Total AAFs	% AAF
		Samples	AAF	Samples	AAF				
Sambo	University	1	-	-	-	-	1	0	0%
<b>Totals</b>		<b>1</b>	<b>0</b>	<b>0</b>	<b>0</b>		<b>1</b>	<b>0</b>	<b>0%</b>

\* No Insulin Tests in blood in Sports/Disciplines from Code Signatories - University Sports were recorded in ADAMS

**Table 110: IGF-I Analogs Tests\* Conducted in Other Sports/Disciplines from Code Signatories - University Sports (Urine and Blood)**

Sports	Disciplines	IC		OOC		Sub Total	Total Samples	Total AAFs	% AAF
		Samples	AAF	Samples	AAF				
Sambo	University	1	-	-	-	-	1	0	0%
<b>Totals</b>		<b>1</b>	<b>0</b>	<b>0</b>	<b>0</b>		<b>1</b>	<b>0</b>	<b>0%</b>

\* No IGF-I Analogs Blood Tests in Sports/Disciplines from Code Signatories - University Sports were recorded in ADAMS

**Table 111: hGH Isoforms Tests Conducted in Other Sports/Disciplines from Code Signatories - University Sports (Blood)**

Sports	Disciplines	IC		OOC		Sub Total	Total Samples	Total AAFs	% AAF
		Samples	AAF	Samples	AAF				
American Football	University	-	-	10	-	-	10	0	0%
Athletics	University Long Distance 3000m or greater	1	-	-	-	-	1	0	0%
<b>Totals</b>		<b>1</b>	<b>0</b>	<b>10</b>	<b>0</b>		<b>11</b>	<b>0</b>	<b>0%</b>

**Table 112: HGH Biomarkers Tests Conducted in Other Sports/Disciplines from Code Signatories - University Sports (Blood)**

Sports	Disciplines	IC		OOC		Sub Total	Total Samples	Total AAFs	% AAF
		Samples	AAF	Samples	AAF				
American Football	University	-	-	10	-	-	10	0	0%
Athletics	University Throws	-	-	1	-	-	1	0	0%
<b>Totals</b>		<b>0</b>	<b>0</b>	<b>11</b>	<b>0</b>		<b>11</b>	<b>0</b>	<b>0%</b>

**Table 113: HBOC Tests Conducted in Other Sports/Disciplines from Code Signatories - University Sports (Blood)**

Sports	Disciplines	IC		OOC		Sub Total	Total Samples	Total AAFs	% AAF
		Samples	AAF	Samples	AAF				
none	-	-	-	-	-	-	0	0	0%
	<b>Totals</b>	<b>0</b>	<b>0</b>	<b>0</b>	<b>0</b>		<b>0</b>	<b>0</b>	<b>0%</b>

**Table 114: HBT Tests Conducted in Other Sports/Disciplines from Code Signatories - University Sports (Blood)**

Sports	Disciplines	IC		OOC		Sub Total	Total Samples	Total AAFs	% AAF
		Samples	AAF	Samples	AAF				
none	-	-	-	-	-	-	0	0	0%
	<b>Totals</b>	<b>0</b>	<b>0</b>	<b>0</b>	<b>0</b>		<b>0</b>	<b>0</b>	<b>0%</b>

Table 115: GC/C/IRMS Tests Conducted in Other Sports/Disciplines for Markers of the Steroid Profile (Urine)

Sports	Disciplines	IC		OOC		Sub Total	Total Samples	Total AAFs	% AAF
		Samples	AAF	Samples	AAF				
Aquatics	-	1	-	-	-	-	1	0	0%
Athletics	-	2	-	-	-	-	2	0	0%
Baseball	-	1	-	-	-	-	1	0	0%
Basketball	-	2	-	1	-	-	3	0	0%
Basque Pelota	-	1	-	-	-	-	1	0	0%
Boxing	-	11	-	1	-	-	12	0	0%
Canoe/Kayak	-	1	-	1	-	-	2	0	0%
Clay Target Shooting (R)	-	-	-	1	-	-	1	0	0%
Cycling	-	3	-	-	-	-	3	0	0%
Football	-	2	-	-	-	-	2	0	0%
Gaelic Games	-	-	-	1	-	-	1	0	0%
Golf	-	-	-	4	-	-	4	0	0%
Handball	-	1	-	-	-	-	1	0	0%
Horse Racing (R)	-	-	-	1	-	-	1	0	0%
Jiu-Jitsu (R)	-	1	-	-	-	-	1	0	0%
Judo	-	1	-	-	-	-	1	0	0%
Kabaddi	-	-	-	7	-	-	7	0	0%
Karate	-	1	-	-	-	-	1	0	0%
Mixed Martial Arts (R)	-	18	1	452	1	-	470	2	0%
Powerlifting	-	2	-	-	-	-	2	0	0%
Rowing	-	2	-	3	-	-	5	0	0%
Rugby	-	1	-	-	-	-	1	0	0%
School Sports	-	1	-	-	-	-	1	0	0%
Skiing	-	1	-	-	-	-	1	0	0%
Triathlon	-	1	-	-	-	-	1	0	0%
Wrestling	-	-	-	1	-	-	1	0	0%
<b>Totals</b>		<b>54</b>	<b>1</b>	<b>473</b>	<b>1</b>		<b>527</b>	<b>2</b>	<b>0.4%</b>

Table 116: GC/C/IRMS Tests\* Conducted in Other Sports/Disciplines for Other Targets (Urine)

19-norandrosterone

Sports	Disciplines	IC		OOC		Sub Total	Total Samples	Total AAFs	% AAF
		Samples	AAF	Samples	AAF				
Boxing	-	2	1	-	-	-	2	1	50%
Motorcycle Racing	-	1	-	-	-	-	1	0	0%
<b>Totals</b>		<b>3</b>	<b>1</b>	<b>0</b>	<b>0</b>		<b>3</b>	<b>1</b>	<b>33%</b>

boldenone

Sports	Disciplines	IC		OOC		Sub Total	Total Samples	Total AAFs	% AAF
		Samples	AAF	Samples	AAF				
Boxing	-	1	1	-	-	-	1	1	100%
Mixed Martial Arts (R)	-	-	-	1	1	-	1	1	100%
<b>Totals</b>		<b>1</b>	<b>1</b>	<b>1</b>	<b>1</b>		<b>2</b>	<b>2</b>	<b>100%</b>

\* No GC/C/IRMS tests for formestane were recorded in ADAMS for Other Sports/Disciplines

Table 117: ESA Tests Conducted in Other Sports/Disciplines (Urine and Blood)

Sports	Disciplines	Urine						% AAF	
		IC Samples	IC AAF	OOC Samples	OOC AAF	Sub Total	Total Samples		Total AAFs
Aquatics	-	5	-	-	-	-	5	0	0%
Athletics	-	64	-	-	-	-	64	0	0%
Basketball	-	3	-	1	-	-	4	0	0%
Basketball	-	3	-	-	-	-	3	0	0%
Basque Pelota	-	4	-	-	-	-	4	0	0%
Bodybuilding	-	1	-	2	-	-	3	0	0%
Boxing	-	17	-	13	-	-	30	0	0%
Canoe/Kayak	-	41	-	12	-	-	53	0	0%
Chin-up (R)	-	2	-	-	-	-	2	0	0%
Cycling	-	22	-	14	-	-	36	0	0%
Football	-	-	-	3	-	-	3	0	0%
Gymnastics	-	1	-	1	-	-	2	0	0%
Heavy Events (R)	-	1	-	2	-	-	3	0	0%
Jiu-Jitsu (R)	-	-	-	2	-	-	2	0	0%
Kabaddi	-	2	-	1	-	-	3	0	0%
Karate	-	-	-	1	-	-	1	0	0%
Kung Fu (R)	-	-	-	1	-	-	1	0	0%
Mixed Martial Arts (R)	-	25	-	459	-	-	484	0	0%
Padel (R)	-	1	-	-	-	-	1	0	0%
Pencak Silat (R)	-	-	-	1	-	-	1	0	0%
Power Press (R)	-	-	-	2	-	-	2	0	0%
Rowing	-	69	-	54	-	-	123	0	0%
Rugby	-	4	-	-	-	-	4	0	0%
School Sports	-	13	-	-	-	-	13	0	0%
Skiing	-	4	-	-	-	-	4	0	0%
Taekwondo	-	-	-	1	-	-	1	0	0%
Triathlon	-	5	-	-	-	-	5	0	0%
Wrestling	-	-	-	5	-	-	5	0	0%
<b>Totals</b>		<b>287</b>	<b>0</b>	<b>575</b>	<b>0</b>		<b>862</b>	<b>0</b>	<b>0%</b>

Sports	Disciplines	Blood						% AAF	
		IC Samples	IC AAF	OOC Samples	OOC AAF	Sub Total	Total Samples		Total AAFs
Mixed Martial Arts (R)	-	-	-	2	-	-	2	0	0%
<b>Totals</b>		<b>0</b>	<b>0</b>	<b>2</b>	<b>0</b>		<b>2</b>	<b>0</b>	<b>0%</b>



Table 118: GHRF(GHS/GHRP) Tests Conducted in Other Sports/Disciplines (Urine)

Sports	Disciplines	IC		OOC		Sub Total	Total Samples	Total AAFs	% AAF
		Samples	AAF	Samples	AAF				
Aesthetic Group Gymnastics (R)	-	-	-	1	-	-	1	0	0%
Aquatics	-	5	-	-	-	-	5	0	0%
Athletics	-	3	-	-	-	-	3	0	0%
Badminton	-	2	-	-	-	-	2	0	0%
Baseball	-	75	-	5	-	-	80	0	0%
Basketball	-	23	-	8	-	-	31	0	0%
Bodybuilding	-	14	-	2	-	-	16	0	0%
Boxing	-	11	-	15	-	-	26	0	0%
Canoe/Kayak	-	32	-	12	-	-	44	0	0%
Chin-up (R)	-	2	-	-	-	-	2	0	0%
Cycling	-	-	-	13	-	-	13	0	0%
Football	-	-	-	3	-	-	3	0	0%
Golf	-	9	-	-	-	-	9	0	0%
Gymnastics	-	1	-	1	-	-	2	0	0%
Heavy Events (R)	-	5	-	5	-	-	10	0	0%
Ice Hockey	-	-	-	4	-	-	4	0	0%
Jiu-Jitsu (R)	-	-	-	10	-	-	10	0	0%
Kabaddi	-	1	-	2	-	-	3	0	0%
Karate	-	-	-	1	-	-	1	0	0%
Kung Fu (R)	-	-	-	1	-	-	1	0	0%
Mixed Martial Arts (R)	-	401	-	2797	1	-	3198	1	0%
Padel (R)	-	1	-	-	-	-	1	0	0%
Power Press (R)	-	2	-	5	-	-	7	0	0%
Rowing	-	35	-	25	-	-	60	0	0%
Sailing	-	-	-	2	-	-	2	0	0%
Taekwondo	-	-	-	1	-	-	1	0	0%
Volleyball	-	19	-	4	-	-	23	0	0%
Weightlifting	-	-	-	2	-	-	2	0	0%
Wrestling	-	-	-	11	-	-	11	0	0%
<b>Totals</b>		<b>641</b>	<b>0</b>	<b>2930</b>	<b>1</b>	<b>0</b>	<b>3,571</b>	<b>1</b>	<b>0.028%</b>

Table 119: GHRF(GHRH) Tests Conducted in Other Sports/Disciplines (Urine)

Sports	Disciplines	IC		OOC		Sub Total	Total Samples	Total AAFs	% AAF
		Samples	AAF	Samples	AAF				
Boxing	-	-	-	1	-	-	1	0	0%
Jiu-Jitsu (R)	-	-	-	7	-	-	7	0	0%
Mixed Martial Arts (R)	-	279	-	1452	-	-	1731	0	0%
<b>Totals</b>		<b>279</b>	<b>0</b>	<b>1460</b>	<b>0</b>	<b>-</b>	<b>1,739</b>	<b>0</b>	<b>0%</b>

Table 120: GnRH Tests

Sports	Disciplines	IC		OOC		Sub Total	Total Samples	Total AAFs	% AAF
		Samples	AAF	Samples	AAF				
Aesthetic Group Gymnastics (R)	-	-	-	1	-	-	1	0	0%
Athletics	-	3	-	-	-	-	3	0	0%
Badminton	-	2	-	-	-	-	2	0	0%
Baseball	-	2	-	2	-	-	4	0	0%
Basketball	-	9	-	2	-	-	11	0	0%
Bodybuilding	-	12	-	-	-	-	12	0	0%
Boxing	-	9	-	15	-	-	24	0	0%
Canoe/Kayak	-	32	-	12	-	-	44	0	0%
Chin-up (R)	-	2	-	-	-	-	2	0	0%
Cycling	-	-	-	13	-	-	13	0	0%
Football	-	-	-	3	-	-	3	0	0%
Gymnastics	-	1	-	1	-	-	2	0	0%
Heavy Events (R)	-	5	-	5	-	-	10	0	0%
Ice Hockey	-	-	-	4	-	-	4	0	0%
Jiu-Jitsu (R)	-	-	-	8	-	-	8	0	0%
Karate	-	-	-	1	-	-	1	0	0%
Kung Fu (R)	-	-	-	1	-	-	1	0	0%
Mixed Martial Arts (R)	-	334	-	2193	-	-	2527	0	0%
Padel (R)	-	1	-	-	-	-	1	0	0%
Power Press (R)	-	2	-	5	-	-	7	0	0%
Rowing	-	25	-	13	-	-	38	0	0%
Sailing	-	-	-	2	-	-	2	0	0%
Taekwondo	-	-	-	1	-	-	1	0	0%
Volleyball	-	6	-	-	-	-	6	0	0%
Weightlifting	-	-	-	2	-	-	2	0	0%
Wrestling	-	-	-	11	-	-	11	0	0%
<b>Totals</b>		<b>445</b>	<b>0</b>	<b>2295</b>	<b>0</b>		<b>2,740</b>	<b>0</b>	<b>0%</b>

Table 121: Insulin Tests\* Conducted in Other Sports/Disciplines (Urine and Blood)

Sports	Disciplines	IC		OOC		Sub Total	Total Samples	Total AAFs	% AAF
		Samples	AAF	Samples	AAF				
Mixed Martial Arts (R)	-	-	-	2	-	-	2	0	0%
<b>Totals</b>		<b>0</b>	<b>0</b>	<b>2</b>	<b>0</b>		<b>2</b>	<b>0</b>	<b>0%</b>

\* No Insulin Blood Tests in Other Sports/Disciplines were recorded in ADAMS

Table 122: IGF-I Analogs\* Tests Conducted in Other Sports/Disciplines (Urine and Blood)

Sports	Disciplines	IC		OOC		Sub Total	Total Samples	Total AAFs	% AAF
		Samples	AAF	Samples	AAF				
Mixed Martial Arts (R)	-	-	-	2	-	-	2	0	0%
<b>Totals</b>		<b>0</b>	<b>0</b>	<b>2</b>	<b>0</b>		<b>2</b>	<b>0</b>	<b>0%</b>

\* No IGF-I Analogs Blood Tests in Other Sports/Disciplines were recorded in ADAMS

Table 123: hGH Isoforms Tests Conducted in Other Sports/Disciplines (Blood)

Sports	Disciplines	IC		OOC		Sub Total	Total Samples	Total AAFs	% AAF
		Samples	AAF	Samples	AAF				
Baseball	-	-	-	5	-	-	5	0	0%
Basketball	-	-	-	4	-	-	4	0	0%
Beach Tennis (R)	-	-	-	1	-	-	1	0	0%
Canoe/Kayak	-	9	-	-	-	-	9	0	0%
Cycling	-	-	-	2	-	-	2	0	0%
Gaelic Games	-	-	-	24	-	-	24	0	0%
Jiu-Jitsu (R)	-	-	-	1	-	-	1	0	0%
Mixed Martial Arts (R)	-	-	-	86	-	-	86	0	0%
Rowing	-	7	-	-	-	-	7	0	0%
School Sports	-	7	-	-	-	-	7	0	0%
Volleyball	-	-	-	1	-	-	1	0	0%
<b>Totals</b>		<b>23</b>	<b>0</b>	<b>124</b>	<b>0</b>		<b>147</b>	<b>0</b>	<b>0%</b>

Table 124: hGH Biomarkers Tests Conducted in Other Sports/Disciplines (Blood)

Sports	Disciplines	IC		OOC		Sub Total	Total Samples	Total AAFs	% AAF
		Samples	AAF	Samples	AAF				
Baseball	-	44	-	-	-	-	44	0	0%
Basketball	-	7	-	-	-	-	7	0	0%
Boxing	-	-	-	1	-	-	1	0	0%
Jiu-Jitsu (R)	-	-	-	2	-	-	2	0	0%
Mixed Martial Arts (R)	-	7	-	20	-	-	27	0	0%
Volleyball	-	7	-	-	-	-	7	0	0%
<b>Totals</b>		<b>65</b>	<b>0</b>	<b>23</b>	<b>0</b>		<b>88</b>	<b>0</b>	<b>0%</b>

Table 125: HBOC Tests Conducted in Other Sports/Disciplines (Blood)

Sports	Disciplines	IC		OOC		Sub Total	Total Samples	Total AAFs	% AAF
		Samples	AAF	Samples	AAF				
Baseball	-	-	-	5	-	-	5	0	0%
Mixed Martial Arts (R)	-	-	-	2	-	-	2	0	0%
<b>Totals</b>		<b>0</b>	<b>0</b>	<b>7</b>	<b>0</b>		<b>7</b>	<b>0</b>	<b>0%</b>

Table 126: HBT Tests Conducted in Other Sports/Disciplines (Blood)

Sports	Disciplines	IC		OOC		Sub Total	Total Samples	Total AAFs	% AAF
		Samples	AAF	Samples	AAF				
none	-	-	-	-	-	-	0	0	0%
<b>Totals</b>		<b>0</b>	<b>0</b>	<b>0</b>	<b>0</b>		<b>0</b>	<b>0</b>	<b>0%</b>

**2020 Anti-Doping Testing Figures**  
**Samples Analyzed and Reported by Accredited Laboratories in ADAMS**

**Table 127: Total AAFs\* per Drug Class as Reported in ASOIF Sports**

Sports	Discipline	Anabolic Agents	Peptide Hormones, Growth Factors and Related Substances	Beta-2 Agonists	Hormone and Metabolic Modulators	Diuretics and Other Masking Agents	Stimulants	Narcotics	Cannabinoids	Glucocorticosteroids	Beta-Blockers	Enhancement of Oxygen Transfer	Chemical and Physical Manipulation	Sub total	Total Findings per Sport	% of total Findings
		S1.	S2.	S3.	S4.	S5.	S6.	S7.	S8.	S9.	P1.	M1.	M2.			
Aquatics	Swimming Sprint 100m or less	2	-	1	1	-	9	-	-	2	-	-	-	15	29	4%
	Swimming Middle Distance 200-400m	1	-	2	1	-	5	-	-	-	-	-	-	9		
	Water Polo	-	-	-	-	-	1	-	2	-	-	-	-	3		
	Diving	-	-	-	-	-	1	-	-	-	-	-	-	1		
	Swimming Long Distance 800m or greater	-	-	-	-	-	1	-	-	-	-	-	-	1		
Archery	Recurve	-	-	-	-	1	3	-	-	-	-	-	-	4	5	0.7%
	Archery	-	-	-	-	-	-	-	-	-	1	-	-	1		
Athletics	Sprint 400m or less	34	-	1	1	4	9	-	-	2	-	-	-	51	130	17.8%
	Long Distance 3000m or greater	12	7	4	4	1	13	-	1	5	-	-	-	47		
	Throws	8	-	-	2	-	3	-	-	-	-	-	-	13		
	Middle Distance 800-1500m	1	-	1	-	6	-	-	-	-	-	-	-	8		
	Jumps	-	-	1	-	1	5	-	1	-	-	-	-	8		
	Combined Events	1	-	-	1	-	-	-	-	-	-	-	-	2		
Marathon	1	-	-	-	-	-	-	-	-	-	-	-	1			
Badminton	-	-	-	-	-	4	-	-	-	-	-	-	-	4	0.5%	
Basketball	-	3	-	2	1	-	4	-	6	2	-	-	-	18	2.5%	
Boxing	-	7	1	-	2	10	2	-	1	-	-	-	-	23	3.2%	
Canoe/Kayak	Middle Distance 500m	2	-	-	1	-	-	-	-	2	-	-	-	5	16	2.2%
	Sprint 200m	3	-	-	-	-	1	-	-	-	-	-	-	4		
	Long Distance 1000m	1	1	-	1	-	-	-	-	-	-	-	-	3		
	Marathon	1	-	-	-	-	1	-	-	-	-	-	-	2		
	Ocean Racing	1	-	-	-	-	-	-	-	1	-	-	-	2		
Cycling	Road	16	9	4	1	5	6	-	-	16	-	-	-	57	108	14.8%
	Mountain Bike - Cross Country	5	6	1	3	-	6	-	-	-	-	-	-	21		
	Cyclo-Cross	3	2	2	1	-	-	-	-	2	-	-	-	10		
	Mountain Bike - Down Hill	1	1	1	2	-	1	-	-	-	-	-	-	6		
	Track Sprint	1	1	-	-	-	2	-	1	-	-	-	-	5		
	BMX	2	-	-	-	2	-	-	-	-	-	-	-	4		
	Track Endurance	2	-	-	1	-	-	-	-	-	-	-	-	3		
	Cycling	-	-	-	-	-	-	-	-	2	-	-	-	2		
Equestrian	Vaulting	-	-	-	-	-	1	-	-	-	-	-	-	1	4	0.5%
	Jumping	-	-	-	-	-	1	-	-	-	-	-	-	1		
	Dressage	-	-	-	1	-	-	-	-	-	-	-	-	1		
	Eventing	-	-	-	1	-	-	-	-	-	-	-	-	1		
Fencing	Sabre	1	-	-	1	-	-	-	-	-	-	-	-	2	4	0.5%
	Epee	-	-	-	-	1	1	-	-	-	-	-	-	2		
Field Hockey	Indoor	-	-	-	-	-	1	-	-	-	-	-	-	1	2	0.3%
	Field Hockey	-	-	-	-	-	1	-	-	-	-	-	-	1		
Football	Football	20	3	5	2	11	16	-	2	19	-	-	-	78	79	10.8%
	Futsal	-	-	-	1	-	-	-	-	-	-	-	-	1		
Golf	-	-	-	-	-	-	1	-	-	-	-	-	-	1	0.1%	
Gymnastics	Rhythmic	-	-	-	-	1	1	-	-	1	-	-	-	3	5	0.7%
	Acrobatic	-	-	-	-	1	-	-	-	-	-	-	-	1		
	Artistic	-	-	-	1	-	-	-	-	-	-	-	-	1		
Handball	Indoor	3	-	3	1	1	3	-	-	1	-	-	-	12	1.6%	
Judo	-	2	-	-	-	2	5	-	-	-	-	-	-	9	1.2%	
Modern Pentathlon	-	2	-	-	1	-	-	-	-	-	-	-	-	3	0.4%	
Rowing	-	3	1	3	-	2	1	-	-	1	-	-	-	11	1.5%	

**2020 Anti-Doping Testing Figures**  
**Samples Analyzed and Reported by Accredited Laboratories in ADAMS**

**Table 127: Total AAFs\* per Drug Class as Reported in ASOIF Sports (continued)**

Sports	Discipline	Anabolic Agents	Peptide Hormones, Growth Factors and Related Substances	Beta-2 Agonists	Hormone and Metabolic Modulators	Diuretics and Other Masking Agents	Stimulants	Narcotics	Cannabinoids	Glucocorticosteroids	Beta-Blockers	Enhancement of Oxygen Transfer	Chemical and Physical Manipulation	Sub total	Total Findings per Sport	% of total Findings
		S1.	S2.	S3.	S4.	S5.	S6.	S7.	S8.	S9.	P1.	M1.	M2.			
Rugby Union	Fifteens	14	-	2	2	-	4	-	1	2	-	-	-	25	30	4.1%
	Sevens	1	-	-	2	-	1	-	1	-	-	-	-	5		
Shooting	Shooting	-	-	-	-	-	-	-	-	-	2	-	-	2	4	3.3%
	Pistol	-	-	-	-	-	-	-	-	-	2	-	-	2		
Table Tennis	-	-	-	-	-	-	4	-	1	-	-	-	-	-	5	1%
Taekwondo	Poomsae	1	-	-	-	-	1	-	-	-	-	-	-	2	3	0.4%
	Sparring	-	-	1	-	-	-	-	-	-	-	-	-	1		
Tennis	-	3	1	-	-	1	-	-	-	2	-	-	-	-	7	1%
Triathlon	Triathlon	2	1	1	2	1	-	-	-	1	-	-	-	8	9	1.2%
	Cross Triathlon	-	-	1	-	-	-	-	-	-	-	-	-	1		
Volleyball	Volleyball	4	-	1	1	-	9	1	1	1	-	-	-	18	19	2.6%
	Beach	1	-	-	-	-	-	-	-	-	-	-	-	1		
Weightlifting	-	81	2	6	10	7	15	-	2	-	-	-	-	-	123	16.8%
	Wrestling	11	1	2	3	4	5	-	2	1	-	-	-	29		
Wrestling	Freestyle	15	1	-	1	1	-	-	1	-	-	-	-	19	67	9.2%
	Traditional Wrestling	3	-	-	3	1	-	-	-	-	-	-	-	7		
	Greco-Roman	6	-	-	-	-	-	-	-	-	-	-	-	6		
	Grappling	2	-	-	1	-	1	-	-	-	-	-	-	4		
	Women's Freestyle	-	-	-	-	2	-	-	-	-	-	-	-	2		
<b>TOTAL PER DRUG CLASS</b>		<b>283</b>	<b>38</b>	<b>45</b>	<b>57</b>	<b>70</b>	<b>145</b>	<b>1</b>	<b>23</b>	<b>63</b>	<b>5</b>	<b>0</b>	<b>0</b>		<b>730</b>	
<b>% of Drug Class</b>		<b>39%</b>	<b>5%</b>	<b>6%</b>	<b>8%</b>	<b>10%</b>	<b>20%</b>	<b>0%</b>	<b>3%</b>	<b>9%</b>	<b>0.7%</b>	<b>0.0%</b>	<b>0%</b>			

**Table 128: Total AAFs\* per Drug Class as Reported in AIOWF Sports**

Sports	Discipline	Anabolic Agents	Peptide Hormones, Growth Factors and Related Substances	Beta-2 Agonists	Hormone and Metabolic Modulators	Diuretics and Other Masking Agents	Stimulants	Narcotics	Cannabinoids	Glucocorticosteroids	Beta-Blockers	Enhancement of Oxygen Transfer	Chemical and Physical Manipulation	sub total	Total Findings per Sport	% of total Findings
		S1.	S2.	S3.	S4.	S5.	S6.	S7.	S8.	S9.	P1.	M1.	M2.			
Biathlon	-	1	-	-	2	-	-	-	-	-	-	-	-	-	3	9.4%
Bobsleigh	-	-	-	-	-	-	-	-	-	1	-	-	-	-	1	3.1%
Ice Hockey	-	-	-	3	-	3	7	-	1	2	-	-	-	-	16	50%
Luge	-	-	-	-	-	-	1	-	-	-	-	-	-	-	1	3.1%
Skating	Figure Skating	-	1	-	-	1	2	-	-	-	-	-	-	4	7	21.9%
	Speed Skating 1500m or less	1	-	-	-	1	-	-	-	-	-	-	-	2		
	Short Track	-	-	-	-	-	1	-	-	-	-	-	-	1		
Skiing	Snowboard	-	2	-	-	-	-	-	-	-	-	-	-	2	4	12.5%
	Cross-Country	-	1	-	1	-	-	-	-	-	-	-	-	2		
<b>TOTAL PER DRUG CLASS</b>		<b>2</b>	<b>4</b>	<b>3</b>	<b>3</b>	<b>5</b>	<b>11</b>	<b>0</b>	<b>1</b>	<b>3</b>	<b>0</b>	<b>0</b>	<b>0</b>		<b>32</b>	
<b>% of Drug Class</b>		<b>6%</b>	<b>13%</b>	<b>9%</b>	<b>9%</b>	<b>16%</b>	<b>34%</b>	<b>0%</b>	<b>3%</b>	<b>9%</b>	<b>0%</b>	<b>0%</b>	<b>0%</b>			

\* The Adverse Analytical Findings (AAFs) in this report are not to be confused with adjudicated or sanctioned Anti-Doping Rule Violations (ADRVs), as the figures given in this report may contain findings that underwent the Therapeutic Use Exemption (TUE) approval process or multiple findings on the same Athlete. This data details the number of occurrences of AAFs and therefore multiple AAFs may be linked to the same Sample.

**2020 Anti-Doping Testing Figures**  
**Samples Analyzed and Reported by Accredited Laboratories in ADAMS**

**Table 129: Total AAFs\* per Drug Class as Reported in ARISF Sports**

Sports	Discipline	Anabolic Agents	Peptide Hormones, Growth Factors and Related Substances and Mimetics	Beta-2 Agonists	Hormone and Metabolic Modulators	Diuretics and Other Masking Agents	Stimulants	Narcotics	Cannabinoids	Glucocorticosteroids	Beta-Blockers	Enhancement of Oxygen Transfer	Chemical and Physical Manipulation	sub total	Total Findings per Sport	% of total Findings
		S1.	S2.	S3.	S4.	S5.	S6.	S7.	S8.	S9.	P1.	M1.	M2.			
American Football	-	2	-	3	-	1	1	1	1	-	-	-	-	-	9	14.3%
Automobile Sports	-	-	-	-	-	-	1	-	-	-	-	-	-	-	1	1.6%
Baseball/Softball	-	3	-	-	-	-	1	-	-	-	-	-	-	-	4	6.3%
Basque Pelota	-	-	-	-	-	-	1	-	-	-	-	-	-	-	1	1.6%
Billiards Sports	Billiards (R)	-	-	-	-	-	1	-	-	-	-	-	-	-	1	1.6%
Boules Sports	Petanque	-	-	-	-	2	-	-	1	-	-	-	-	-	3	4.8%
Cricket	-	1	-	-	-	-	-	-	-	1	-	-	-	-	2	3.2%
Floorball	-	-	-	2	-	-	-	-	-	-	-	-	-	-	2	3.2%
Karate	-	-	-	-	1	-	1	-	1	-	-	-	-	-	3	4.8%
Kickboxing	Kickboxing	1	-	-	-	2	-	-	2	-	-	-	-	-	5	14%
	Full Contact	-	-	-	2	-	1	-	-	-	-	-	-	-	3	
	K1 Rules	-	-	-	-	-	-	-	1	-	-	-	-	-	1	
Life Saving	-	-	-	-	-	-	-	-	1	-	-	-	-	-	1	1.6%
Motorcycling	Enduro	-	-	-	-	-	-	-	1	-	-	-	-	-	1	4.8%
	Motorcycle Racing	-	-	-	-	-	1	-	-	-	-	-	-	-	1	
	Motocross	-	-	1	-	-	-	-	-	-	-	-	-	-	1	
Muaythai	-	-	-	-	5	-	-	-	-	-	-	-	-	-	5	7.9%
Powerboating	Offshore	-	-	-	-	1	-	-	-	-	-	-	-	-	1	1.6%
Roller Sports	Inline Speed Skating Distance greater than 1000m	-	-	-	-	1	-	-	-	-	-	-	-	-	1	1.6%
Sport Climbing	-	-	-	-	-	-	-	-	1	-	-	-	-	-	1	1.6%
Squash	-	-	-	-	1	-	-	-	-	-	-	-	-	-	1	1.6%
Tug of War	-	-	1	-	1	-	-	-	-	-	-	-	-	-	2	3.2%
Underwater Sports	Apnoea (all subdisciplines)	-	-	-	-	2	-	-	-	-	8	-	-	-	10	17.5%
	Free Diving	-	-	-	-	1	-	-	-	-	-	-	-	-	1	
	Sanda	-	-	-	-	-	2	-	-	-	-	-	-	-	2	
<b>TOTAL PER DRUG CLASS</b>		<b>7</b>	<b>0</b>	<b>7</b>	<b>3</b>	<b>17</b>	<b>10</b>	<b>1</b>	<b>9</b>	<b>1</b>	<b>8</b>	<b>0</b>	<b>0</b>		<b>63</b>	
<b>% of Drug Class</b>		<b>11%</b>	<b>0%</b>	<b>11%</b>	<b>5%</b>	<b>27%</b>	<b>16%</b>	<b>2%</b>	<b>14%</b>	<b>2%</b>	<b>13%</b>	<b>0%</b>	<b>0%</b>			

**Table 130: Total AAFs\* per Drug Class as Reported in AIMS Sports**

Sports	Discipline	Anabolic Agents	Peptide Hormones, Growth Factors and Related Substances	Beta-2 Agonists	Hormone and Metabolic Modulators	Diuretics and Other Masking Agents	Stimulants	Narcotics	Cannabinoids	Glucocorticosteroids	Beta-Blockers	Enhancement of Oxygen Transfer	Chemical and Physical Manipulation	sub total	Total Findings per Sport	% of total Findings
		S1.	S2.	S3.	S4.	S5.	S6.	S7.	S8.	S9.	P1.	M1.	M2.			
Arm Wrestling	-	2	-	-	-	-	-	-	-	-	-	-	-	-	2	0.5%
Bodybuilding	Bodybuilding	115	2	1	24	29	1	-	-	-	-	-	-	172	258	62%
	Fitness	59	-	-	7	17	3	-	-	-	-	-	-	86		
Powerlifting	Powerlifting	82	2	3	9	15	23	-	-	1	-	-	-	135	145	35%
	Bench Press	6	-	-	-	-	1	-	-	-	-	-	-	7		
	Force Athletique	3	-	-	-	-	-	-	-	-	-	-	-	3		
Sambo	-	3	-	-	4	2	1	-	-	-	-	-	-	-	10	2.4%
<b>TOTAL PER DRUG CLASS</b>		<b>270</b>	<b>4</b>	<b>4</b>	<b>44</b>	<b>63</b>	<b>29</b>	<b>0</b>	<b>0</b>	<b>1</b>	<b>0</b>	<b>0</b>	<b>0</b>		<b>415</b>	
<b>% of Drug Class</b>		<b>65%</b>	<b>1%</b>	<b>1%</b>	<b>11%</b>	<b>15%</b>	<b>7%</b>	<b>0%</b>	<b>0%</b>	<b>0.2%</b>	<b>0.0%</b>	<b>0%</b>	<b>0%</b>			

\* The Adverse Analytical Findings (AAFs) in this report are not to be confused with adjudicated or sanctioned Anti-Doping Rule Violations (ADRVs), as the figures given in this report may contain findings that underwent the Therapeutic Use Exemption (TUE) approval process or multiple findings on the same Athlete. This data details the number of occurrences of AAFs and therefore multiple AAFs may be linked to the same Athlete.

**2020 Anti-Doping Testing Figures**  
**Samples Analyzed and Reported by Accredited Laboratories in ADAMS**

**Table 131: Total AAFs\* per Drug Class as Reported in IPC Sports**

Sports	Discipline	Anabolic Agents	Peptide Hormones, Growth Factors and Related Substances	Beta-2 Agonists	Hormone and Metabolic Modulators	Diuretics and Other Masking Agents	Stimulants	Narcotics	Cannabinoids	Glucocorticosteroids	Beta-Blockers	Enhancement of Oxygen Transfer	Chemical and Physical Manipulation	sub total	Total Findings per Sport	% of total Findings
		S1.	S2.	S3.	S4.	S5.	S6.	S7.	S8.	S9.	P1.	M1.	M2.			
Para-Alpine Skiing	-	-	-	-	-	1	-	-	-	-	-	-	-	-	1	3.3%
	Running Sprints 400m or less All Classes	7	-	-	-	-	-	-	-	-	-	-	-	7		
Para-Athletics	Seated Throws - Classes: F54-F57	1	-	-	-	1	-	-	-	-	-	-	-	2		
	Jumping - All Classes	-	-	-	-	-	2	-	-	-	-	-	-	2	13	43.3%
	Wheelchair Racing - All Distances All Classes	1	-	-	-	-	-	-	-	-	-	-	-	1		
	Running Endurance - greater than 1500m All Classes	-	-	-	1	-	-	-	-	-	-	-	-	1		
Para-Ice Hockey	Para-Ice Hockey	-	-	1	-	-	-	-	-	-	-	-	-	-	1	3.3%
Para-Nordic Skiing	Para-Nordic Skiing	-	-	-	-	2	-	-	-	-	-	-	-	2	3	10%
	Para-Cross Country Skiing Middle/Long Distance	-	-	-	1	-	-	-	-	-	-	-	-	1		
Para-Powerlifting	-	1	-	-	-	6	1	-	-	-	-	-	-	-	8	26.7%
Para-Snowboard	-	-	-	-	1	-	-	-	-	-	-	-	-	-	1	3.3%
Para-Swimming	Classes: S10/SB9/SM10 - S14/SB14	-	-	-	-	1	1	-	-	-	-	-	-	2	3	10%
	Classes: S1/SB1/SM1 - S3/SB3/SM3	1	-	-	-	-	-	-	-	-	-	-	-	1		
<b>TOTAL PER DRUG CLASS</b>		<b>11</b>	<b>0</b>	<b>1</b>	<b>3</b>	<b>11</b>	<b>4</b>	<b>0</b>	<b>0</b>	<b>0</b>	<b>0</b>	<b>0</b>	<b>0</b>	<b>30</b>		
<b>% of Drug Class</b>		<b>37%</b>	<b>0%</b>	<b>3%</b>	<b>10%</b>	<b>37%</b>	<b>13%</b>	<b>0%</b>	<b>0%</b>	<b>0%</b>	<b>0%</b>	<b>0%</b>	<b>0%</b>			

**Table 132: Total AAFs\* per Drug Class as Reported in Sports for Athletes with an Impairment**

Sports	Discipline	Anabolic Agents	Peptide Hormones, Growth Factors and Related Substances	Beta-2 Agonists	Hormone and Metabolic Modulators	Diuretics and Other Masking Agents	Stimulants	Narcotics	Cannabinoids	Glucocorticosteroids	Beta-Blockers	Enhancement of Oxygen Transfer	Chemical and Physical Manipulation	sub total	Total Findings per Sport	% of total Findings
		S1.	S2.	S3.	S4.	S5.	S6.	S7.	S8.	S9.	P1.	M1.	M2.			
Archery	Para-Archery**	1	-	-	-	-	-	-	-	-	-	-	-	-	1	3.7%
Canoe/Kayak	Para-Canoe Sprint**	-	-	-	-	1	-	-	-	-	-	-	-	-	1	3.7%
	Para-Cycling Road**	1	-	-	-	-	1	-	1	-	-	-	-	3		
Cycling	Para-Cycling**	-	-	-	-	-	2	-	-	-	-	-	-	2	6	22.2%
	Para-Cycling Track Endurance**	-	-	-	-	-	1	-	-	-	-	-	-	1		
Goalball	-	-	-	-	-	4	-	-	-	-	-	-	-	-	4	14.8%
Judo	Para-Judo**	-	-	-	-	1	-	-	-	-	-	-	-	-	1	3.7%
ParaVolley	ParaVolley Sitting	-	-	-	-	3	-	-	-	-	-	-	-	-	3	11.1%
Rowing	Para-Rowing**	-	-	-	-	-	1	-	-	-	-	-	-	-	1	3.7%
Taekwondo	Para-Taekwondo-Kyorugi**	-	-	-	-	4	-	-	-	-	-	-	-	-	4	14.8%
Triathlon	Para-Triathlon**	-	-	2	1	2	-	-	-	-	-	-	-	-	5	18.5%
Wrestling	CISS Greco-Roman Wrestling	1	-	-	-	-	-	-	-	-	-	-	-	-	1	3.7%
<b>TOTAL PER DRUG CLASS</b>		<b>3</b>	<b>0</b>	<b>2</b>	<b>1</b>	<b>15</b>	<b>5</b>	<b>0</b>	<b>1</b>	<b>0</b>	<b>0</b>	<b>0</b>	<b>0</b>	<b>27</b>		
<b>% of Drug Class</b>		<b>11%</b>	<b>0%</b>	<b>7%</b>	<b>4%</b>	<b>56%</b>	<b>19%</b>	<b>0%</b>	<b>4%</b>	<b>0%</b>	<b>0%</b>	<b>0%</b>	<b>0%</b>			

\*\* Sports and disciplines under the governance of the respective ASOIF and AIOWF IFs.

**2020 Anti-Doping Testing Figures**  
**Samples Analyzed and Reported by Accredited Laboratories in ADAMS**

**Table 133: Total AAFs\* per Drug Class in Other Sports - Code Signatories**

Sports	Discipline	Anabolic Agents	Peptide Hormones, Growth Factors and Related Substances	Beta-2 Agonists	Hormone and Metabolic Modulators	Diuretics and Other Masking Agents	Stimulants	Narcotics	Cannabinoids	Glucocorticosteroids	Beta-Blockers	Enhancement of Oxygen Transfer	Chemical and Physical Manipulation	Sub total	Total Findings per Sport	% of total Findings
		S1.	S2.	S3.	S4.	S5.	S6.	S7.	S8.	S9.	P1.	M1.	M2.			
<b>Kettlebell Lifting</b>	-	-	-	-	1	-	-	-	-	-	-	-	-	-	1	5.6%
<b>Rugby League</b>	-	7	1	-	1	2	3	-	-	-	-	-	-	-	14	78%
<b>Taekwondo</b>	ITF Taekwondo	-	-	-	-	3	-	-	-	-	-	-	-	-	3	17%
<b>TOTAL PER DRUG CLASS</b>		7	1	0	2	5	3	0	0	0	0	0	0		18	
<b>% of Drug Class</b>		39%	6%	0%	11%	28%	17%	0%	0%	0%	0%	0%	0%			

**Table 134: Total AAFs\* per Drug Class in Other Sports - Code Signatories - Military Sports**

Sports	Discipline	Anabolic Agents	Peptide Hormones, Growth Factors and Related Substances	Beta-2 Agonists	Hormone and Metabolic Modulators	Diuretics and Other Masking Agents	Stimulants	Narcotics	Cannabinoids	Glucocorticosteroids	Beta-Blockers	Enhancement of Oxygen Transfer	Chemical and Physical Manipulation	Sub total	Total Findings per Sport	% of total Findings
		S1.	S2.	S3.	S4.	S5.	S6.	S7.	S8.	S9.	P1.	M1.	M2.			
<b>none</b>	-	-	-	-	-	-	-	-	-	-	-	-	-	-	0	n/a
<b>TOTAL PER DRUG CLASS</b>		0	0	0	0	0	0	0	0	0	0	0	0		0	
<b>% of Drug Class</b>		0%	0%	0%	0%	0%	0%	0%	0%	0%	0%	0%	0%			

**Table 135: Total AAFs\* per Drug Class in Other Sports - Code Signatories - University Sports**

Sports	Discipline	Anabolic Agents	Peptide Hormones, Growth Factors and Related Substances	Beta-2 Agonists	Hormone and Metabolic Modulators	Diuretics and Other Masking Agents	Stimulants	Narcotics	Cannabinoids	Glucocorticosteroids	Beta-Blockers	Enhancement of Oxygen Transfer	Chemical and Physical Manipulation	Sub total	Total Findings per Sport	% of total Findings
		S1.	S2.	S3.	S4.	S5.	S6.	S7.	S8.	S9.	P1.	M1.	M2.			
<b>Aquatics</b>	University Swimming Middle Distance 200-400m	-	-	1	-	-	-	-	-	-	-	-	-	-	1	20%
<b>Athletics</b>	University Long Distance 3000m or greater	-	-	-	-	-	1	-	-	-	-	-	-	-	1	20%
<b>Shooting</b>	-	-	-	-	-	-	-	-	-	-	1	-	-	-	1	20%
<b>Wrestling</b>	University	2	-	-	-	-	-	-	-	-	-	-	-	-	2	40%
<b>TOTAL PER DRUG CLASS</b>		2	0	1	0	0	1	0	0	0	1	0	0		5	
<b>% of Drug Class</b>		40%	0%	20%	0%	0%	20%	0%	0%	0%	20%	0%	0%			

\* The Adverse Analytical Findings (AAFs) in this report are not to be confused with adjudicated or sanctioned Anti-Doping Rule Violations (ADRVs), as the figures given in this report may contain findings that underwent the Therapeutic Use Exemption (TUE) approval process or multiple findings on the same Athlete. This data details the number of occurrences of AAFs and therefore multiple AAFs may be linked to the same Sample.



**2020 Anti-Doping Testing Figures**  
**Samples Analyzed and Reported by Accredited Laboratories in ADAMS**

**Table 136: Total AAFs\* per Drug Class in Sports from Non-Code Signatories**

Sports	Discipline	Anabolic Agents S1.	Peptide Hormones, Growth Factors and Related Substances S2.	Beta-2 Agonists S3.	Hormone and Metabolic Modulators S4.	Diuretics and Other Masking Agents S5.	Stimulants S6.	Narcotics S7.	Cannabinoids S8.	Glucocorticosteroids S9.	Beta-Blockers P1.	Enhancement of Oxygen Transfer M1.	Chemical and Physical Manipulation M2.	Sub total	Total Findings per Sport	% of total Findings
Athletics	WMA Masters Athletics (R)	-	-	-	-	-	-	-	-	1	-	-	-	1	2	3.7%
	University Throws	1	-	-	-	-	-	-	-	-	-	-	-	1		
Bodybuilding	INBA Natural Bodybuilding (R)	6	-	-	-	1	-	-	1	-	-	-	-	8	11	20.4%
	Bodybuilding	3	-	-	-	-	-	-	-	-	-	-	-	3		
Boxing	Professional Boxing (R)	3	-	-	-	-	-	-	-	-	-	-	-	3	4	7.4%
	WBC Professional Boxing (R)	1	-	-	-	-	-	-	-	-	-	-	-	1		
Canoe/Kayak	Long Distance 1000m	-	-	-	-	-	-	1	-	-	-	-	-	-	1	1.9%
Football	-	-	-	-	-	2	-	-	-	-	-	-	-	-	2	3.7%
Horse Racing (R)	-	-	-	-	-	-	2	-	-	-	-	-	-	-	2	3.7%
Ice Hockey	-	-	-	-	-	-	1	-	-	-	-	-	-	-	1	1.9%
Powerlifting	WPA Powerlifting (R)	3	-	-	-	-	3	-	-	-	-	-	-	6		
	WDFPF Powerlifting (R)	-	-	2	-	-	3	-	-	-	-	-	-	5	13	24.1%
	Bench Press	1	-	-	1	-	-	-	-	-	-	-	-	2		
Rowing	-	-	-	-	-	5	-	-	-	-	-	-	-	-	5	9.3%
Rugby	Fifteens	-	-	-	-	-	1	-	1	-	-	-	-	-	2	3.7%
School Sports	Athletics Middle Distance 800-1500m	5	-	-	2	-	-	-	-	-	-	-	-	-	7	13.0%
Skiing	Alpine	-	-	-	-	1	-	-	-	-	-	-	-	-	1	2%
Ultra Triathlon (R)	-	-	-	-	-	-	-	1	-	-	-	-	-	-	1	1.9%
Volleyball	-	-	-	-	-	-	-	-	2	-	-	-	-	-	2	3.7%
<b>TOTAL PER DRUG CLASS</b>		<b>23</b>	<b>0</b>	<b>2</b>	<b>3</b>	<b>9</b>	<b>10</b>	<b>2</b>	<b>4</b>	<b>1</b>	<b>0</b>	<b>0</b>	<b>0</b>		<b>54</b>	
<b>% of Drug Class</b>		<b>43%</b>	<b>0%</b>	<b>4%</b>	<b>6%</b>	<b>17%</b>	<b>19%</b>	<b>4%</b>	<b>7%</b>	<b>2%</b>	<b>0%</b>	<b>0%</b>	<b>0%</b>			

**Table 137: Total AAFs\* per Drug Class in Non-Code Signatory Sports**

Sports	Discipline	Anabolic Agents S1.	Peptide Hormones, Growth Factors and Related Substances S2.	Beta-2 Agonists S3.	Hormone and Metabolic Modulators S4.	Diuretics and Other Masking Agents S5.	Stimulants S6.	Narcotics S7.	Cannabinoids S8.	Glucocorticosteroids S9.	Beta-Blockers P1.	Enhancement of Oxygen Transfer M1.	Chemical and Physical Manipulation M2.	Sub total	Total Findings per Sport	% of total Findings
Bodybuilding	Physique Sports (R)	15	-	-	-	4	-	-	-	-	-	-	-	19		
	INBA Natural Bodybuilding (R)	3	-	-	-	-	-	-	-	-	-	-	-	3	23	16.5%
	IDFA Bodybuilding (R)	1	-	-	-	-	-	-	-	-	-	-	-	1		
Boxing	WBA Professional Boxing (R)	-	-	-	-	1	-	-	-	-	-	-	-	1	2	1.4%
	BBBOC professional boxing (R)	1	-	-	-	-	-	-	-	-	-	-	-	1		
Gaelic Games	Football	-	-	-	1	-	-	-	-	-	-	-	-	-	1	0.7%
Golf	Professional Golf (R)	-	-	-	-	3	-	-	-	-	-	-	-	-	3	2.2%
Kabaddi	Kabaddi (R)	12	-	-	1	-	3	-	-	-	-	-	-	-	16	11.5%
Mixed Martial Arts	Mixed Martial Arts (R)	64	1	2	9	10	3	-	4	-	-	-	-	-	93	66.9%
Volleyball	College (R)	-	-	-	-	-	1	-	-	-	-	-	-	-	1	0.7%
<b>TOTAL PER DRUG CLASS</b>		<b>96</b>	<b>1</b>	<b>2</b>	<b>11</b>	<b>18</b>	<b>7</b>	<b>0</b>	<b>4</b>	<b>0</b>	<b>0</b>	<b>0</b>	<b>0</b>		<b>139</b>	
<b>% of Drug Class</b>		<b>69%</b>	<b>1%</b>	<b>1%</b>	<b>8%</b>	<b>13%</b>	<b>5%</b>	<b>0%</b>	<b>3%</b>	<b>0%</b>	<b>0%</b>	<b>0%</b>	<b>0%</b>			

\* The Adverse Analytical Findings (AAFs) in this report are not to be confused with adjudicated or sanctioned Anti-Doping Rule Violations (ADRVs), as the figures given in this report may contain findings that underwent the Therapeutic Use Exemption (TUE) approval process or multiple findings on the same Athlete. This data details the number of occurrences of AAFs and therefore multiple AAFs may be linked to the same Sample.



# 2020 Anti-Doping Testing Figures by Testing Authority

---

## Table of Contents

---

### Total Samples Analyzed

---

Table 1a	: Summary - Total Samples by Testing Authority (TA) Category
Table 1b	: Total Samples collected in RADO Member Countries
Table 1c	: Total Samples by Gender - ALL Testing Authorities
Table 1d	: Total Samples by Gender - ASOIF member International Federations
Table 1e	: Total Samples by Gender - AIOWF member International Federations
Table 1f	: Total Samples by Gender - ARISF member International Federations
Table 1g	: Total Samples by TA Category - AIMS member International Federations
Table 1h	: Total Samples by Gender - National Anti-Doping Organizations (NADOs) and National Olympic Committees (NOCs) acting as a NADO
Table 1i	: Total Samples by Gender - Regional Anti-Doping Organizations (RADOs)
Table 1j	: Total Samples by Gender - Other ADOs which are Code Signatories
Table 1k	: Total Samples by Gender - Other Sport Organizations
Table 2	: Total Samples by TA Category - ASOIF member International Federations
Table 3	: Total Samples by TA Category - AIOWF member International Federations
Table 4	: Total Samples by TA Category - ARISF member International Federations
Table 5	: Total Samples by TA Category - AIMS member International Federations
Table 6	: Total Samples by TA Category - National Anti-Doping Organizations (NADOs)
Table 7	: Total Samples by TA Category - Regional Anti-Doping Organizations (RADOs)
Table 8	: Total Samples by TA Category - Other ADOs which are Code Signatories
Table 9	: Total Samples by TA Category - Other Sport Organizations (Non-Code Signatories)

### Tests Conducted

---

Table 10	: GC/C/IRMS Tests Conducted per Testing Authority for Markers of the Steroid Profile
Table 11	: ESA Tests Conducted per Testing Authority (Urine)
Table 12	: ESA Tests Conducted per Testing Authority (Blood)
Table 13	: GHRF (GHS/GHRP) Tests Conducted per Testing Authority (Urine)
Table 14	: GHRF (GHRH) Tests Conducted per Testing Authority (Urine)
Table 15	: GnRH Tests Conducted per Testing Authority (Urine)
Table 16	: Insulin Tests Conducted per Testing Authority (Urine and Blood)
Table 17	: IGF-1 Analogs Tests Conducted per Testing Authority (Urine and Blood)
Table 18	: hGH Isoforms Tests Conducted per Testing Authority (Blood)
Table 19	: hGH Biomarkers Tests Conducted per Testing Authority (Blood)
Table 20	: HBOC Tests Conducted per Testing Authority (Blood)
Table 21	: HBT Tests Conducted per Testing Authority (Blood)

### Sports Governed by ASOIF IFs:

---

Table 22	: ASOIF Sport - Aquatics
Table 23	: ASOIF Sport - Archery
Table 24	: ASOIF Sport - Athletics
Table 25	: ASOIF Sport - Badminton
Table 26	: ASOIF Sport - Basketball
Table 27	: ASOIF Sport - Boxing
Table 28	: ASOIF Sport - Canoe / Kayak
Table 29	: ASOIF Sport - Cycling
Table 30	: ASOIF Sport - Equestrian Sports
Table 31	: ASOIF Sport - Fencing

## Table of Contents

---

Table 32	: ASOIF Sport - Field Hockey
Table 33	: ASOIF Sport - Football
Table 34	: ASOIF Sport - Golf
Table 35	: ASOIF Sport - Gymnastics
Table 36	: ASOIF Sport - Handball
Table 37	: ASOIF Sport - Judo
Table 38	: ASOIF Sport - Modern Pentathlon
Table 39	: ASOIF Sport - Rowing
Table 40	: ASOIF Sport - Rugby Union
Table 41	: ASOIF Sport - Sailing
Table 42	: ASOIF Sport - Shooting
Table 43	: ASOIF Sport - Table Tennis
Table 44	: ASOIF Sport - Taekwondo
Table 45	: ASOIF Sport - Tennis
Table 46	: ASOIF Sport - Triathlon
Table 47	: ASOIF Sport - Volleyball
Table 48	: ASOIF Sport - Weightlifting
Table 49	: ASOIF Sport - Wrestling

### Sports Governed by AIOWF IFs:

---

Table 50	: AIOWF Sport - Biathlon
Table 51	: AIOWF Sport - Bobsleigh
Table 52	: AIOWF Sport - Curling
Table 53	: AIOWF Sport - Ice Hockey
Table 54	: AIOWF Sport - Luge
Table 55	: AIOWF Sport - Skating
Table 56	: AIOWF Sport - Skiing

### Sports Governed by ARISF IFs:

---

Table 57	: ARISF Sport - Air Sports
Table 58	: ARISF Sport - American Football
Table 59	: ARISF Sport - Automobile
Table 60	: ARISF Sport - Bandy
Table 61	: ARISF Sport - Baseball
Table 62	: ARISF Sport - Basque Pelota
Table 63	: ARISF Sport - Billiards Sports
Table 64	: ARISF Sport - Boules Sports
Table 65	: ARISF Sport - Bowling
Table 66	: ARISF Sport - Bridge
Table 67	: AIMS Sport - Cheer
Table 68	: ARISF Sport - Chess
Table 69	: ARISF Sport - Cricket
Table 70	: ARISF Sport - DanceSport
Table 71	: ARISF Sport - Floorball
Table 72	: ARISF Sport - Flying Disc
Table 73	: ARISF Sport - Icestocksport

## Table of Contents

---

Table 74 :	ARISF Sport - Karate
Table 75 :	ARISF Sport - Kickboxing
Table 76 :	ARISF Sport - Korfbal
Table 77 :	AIMS Sport - Lacrosse
Table 78 :	ARISF Sport - Life Saving
Table 79 :	ARISF Sport - Motorcycle Racing
Table 80 :	ARISF Sport - Mountaineering and Climbing
Table 81 :	AIMS Sport - Muaythai
Table 82 :	ARISF Sport - Netball
Table 83 :	ARISF Sport - Orienteering
Table 84 :	ARISF Sport - Polo
Table 85 :	ARISF Sport - Powerboating
Table 86 :	ARISF Sport - Racquetball
Table 87 :	ARISF Sport - Roller Sports
Table 88 :	ARISF Sport - Ski Mountaineering
Table 89 :	ARISF Sport - Softball
Table 90 :	ARISF Sport - Sport Climbing
Table 91 :	ARISF Sport - Squash
Table 92 :	ARISF Sport - Sumo
Table 93 :	ARISF Sport - Surfing
Table 94 :	ARISF Sport - Tug of War
Table 95 :	ARISF Sport - Underwater Sports
Table 96 :	ARISF Sport - Water Skiing
Table 97 :	ARISF Sport - Wushu

### Sports Governed by AIMS IFs:

---

Table 98 :	AIMS Sport - Aikido
Table 99 :	AIMS Sport - Arm Wrestling
Table 100 :	AIMS Sport - Bodybuilding
Table 101 :	AIMS Sport - Casting
Table 102 :	AIMS Sport - Darts
Table 103 :	AIMS Sport - Dragon Boat
Table 104 :	AIMS Sport - Draughts
Table 105 :	AIMS Sport - Fistball
Table 106 :	AIMS Sport - Go
Table 107 :	AIMS Sport - Ju-Jitsu
Table 108 :	AIMS Sport - Kendo
Table 109 :	AIMS Sport - Lacrosse
Table 110 :	AIMS Sport - Minigolf
Table 111 :	AIMS Sport - Powerlifting
Table 112 :	AIMS Sport - Sambo
Table 113 :	AIMS Sport - Savate
Table 114 :	AIMS Sport - Sepaktakraw
Table 115 :	AIMS Sport - Sleddog
Table 116 :	AIMS Sport - Soft Tennis
Table 117 :	AIMS Sport - Sport Fishing

## Table of Contents

---

### Sports Governed by the IPC:

---

Table 118	: IPC Sport - Para-Swimming and Aquatics
Table 119	: IPC Sport - Para-Athletics and Athletics
Table 120	: IPC Sport - Para-Biathlon
Table 121	: IPC Sport - Para-DanceSport
Table 122	: IPC Sport - Para-Ice Hockey
Table 123	: IPC Sport - Para-Nordic Skiing
Table 124	: IPC Sport - Para-Powerlifting and Powerlifting
Table 125	: IPC Sport - Shooting Para Sport
Table 126	: IPC Sport - Para-Alpine Skiing
Table 127	: IPC Sport - Para-Snowboard

### Sports for Athletes with an Impairment

---

Table 128	: Sports for Athletes with an Impairment - Aquatics
Table 129	: Sports for Athletes with an Impairment - Archery
Table 130	: Sports for Athletes with an Impairment - Arm Wrestling
Table 131	: Sports for Athletes with an Impairment - Athletics
Table 132	: Sports for Athletes with an Impairment - Badminton
Table 133	: Sports for Athletes with an Impairment - Basketball
Table 134	: Sports for Athletes with an Impairment - Bobsleigh
Table 135	: Sports for Athletes with an Impairment - Boccia
Table 136	: Sports for Athletes with an Impairment - Bowling
Table 137	: Sports for Athletes with an Impairment - Canoe / Kayak
Table 138	: Sports for Athletes with an Impairment - Chess
Table 139	: Sports for Athletes with an Impairment - CP Football
Table 140	: Sports for Athletes with an Impairment - Curling
Table 141	: Sports for Athletes with an Impairment - Cycling
Table 142	: Sports for Athletes with an Impairment - Equestrian
Table 143	: Sports for Athletes with an Impairment - Fencing
Table 144	: Sports for Athletes with an Impairment - Field Hockey
Table 145	: Sports for Athletes with an Impairment - Football
Table 146	: Sports for Athletes with an Impairment - Football 5-a-Side
Table 147	: Sports for Athletes with an Impairment - Football 7-a-Side
Table 148	: Sports for Athletes with an Impairment - Goalball
Table 149	: Sports for Athletes with an Impairment - Handball
Table 150	: Sports for Athletes with an Impairment - Ice Hockey
Table 151	: Sports for Athletes with an Impairment - Judo
Table 152	: Sports for Athletes with an Impairment - Karate
Table 153	: Sports for Athletes with an Impairment - Luge
Table 154	: Sports for Athletes with an Impairment - Para-Bowling
Table 155	: Sports for Athletes with an Impairment - ParaVolley
Table 156	: Sports for Athletes with an Impairment - Powerlifting
Table 157	: Sports for Athletes with an Impairment - Rowing
Table 158	: Sports for Athletes with an Impairment - Rugby
Table 159	: Sports for Athletes with an Impairment - Shooting
Table 160	: Sports for Athletes with an Impairment - Showdown

## Table of Contents

---

Table 161 : Sports for Athletes with an Impairment - Skiing  
Table 162 : Sports for Athletes with an Impairment - Sport Climbing  
Table 163 : Sports for Athletes with an Impairment - Table Tennis  
Table 164 : Sports for Athletes with an Impairment - Taekwondo  
Table 165 : Sports for Athletes with an Impairment - Tennis  
Table 166 : Sports for Athletes with an Impairment - Triathlon  
Table 167 : Sports for Athletes with an Impairment - Volleyball and Sitting Volleyball (R )  
Table 168 : Sports for Athletes with an Impairment - Wrestling

### Other Sports - Code Signatories

---

Table 169 : Other Sports - Code Signatories - Australian Rules Football  
Table 170 : Other Sports - Code Signatories - Bowls  
Table 171 : Other Sports - Code Signatories - Cheerleading  
Table 172 : Other Sports - Code Signatories - Electronic Sports  
Table 173 : Other Sports - Code Signatories - Karate (Shinkyokushin WKO)  
Table 174 : Other Sports - Code Signatories - Kettlebell Lifting  
Table 175 : Other Sports - Code Signatories - Kudo  
Table 176 : Other Sports - Code Signatories - Kurash  
Table 177 : Other Sports - Code Signatories - Poker  
Table 178 : Other Sports - Code Signatories - Pole Sports  
Table 179 : Other Sports - Code Signatories - Rugby League  
Table 180 : Other Sports - Code Signatories - ITF Taekwondo  
Table 181 : Other Sports - Code Signatories - Ironman Triathlon  
Table 182 : Other Sports - Code Signatories - Military Sports  
Table 183 : Other Sports - Code Signatories - University Sports

## Terms and Abbreviations

IC	In-Competition
OOC	Out-of-Competition
Sample	Any biological material collected for the purposes of Doping Control*
AAF	Adverse Analytical Finding
ATF	Atypical Finding
GC/C/IRMS	Gas Chromatograph/Carbon/Isotope Ratio Mass Spectrometry (e.g. "IRMS")
ESA	Erythropoiesis Stimulating Agent**
hGH Isoforms	Human Growth Hormone Isoform Differential Immunoassay
hGH Biomarkers	Human Growth Hormone Biomarkers
GHRF (GHS/GHRP)	Growth Hormone Releasing Factors (Growth Hormone Secretagogues/GH-Releasing Peptides)
GHRF (GHRH)	Growth Hormone Releasing Factors (Growth Hormone Releasing Hormone)
GnRH	Gonadotrophin Releasing Hormones
HBT	Homologous Blood Transfusion
HBOC	Haemoglobin Based Oxygen Carrier
IGF-I	Insulin-like Growth Factor-I (and its analogues)
ABP	Athlete Biological Passport
IOC	International Olympic Committee
ASOIF	Association of Summer Olympic International Federations
AIOWF	Association of International Olympic Winter Sports Federations
ARISF	Association of IOC Recognized International Sports Federations
AIMS	Alliance of Independent Recognized Members of Sport
NADO	National Anti-Doping Organization
RADO	Regional Anti-Doping Organization
NOC	National Olympic Committee
MEO	Major Event Organization
IF	International Federation
NF	National Federation
IPC	International Paralympic Committee***
Other Sports	Sports/disciplines connected with organizations which are outside of the categories in Tables 2-8.
Code Signatories	Sports/disciplines connected with organizations which are outside of the categories in Tables 2-7 but are signatories to the Code.
Sports for Athletes with an Impairment	Sports and disciplines under the governance of the respective Olympic IFs or independent IFs which govern sports for athletes with an impairment
ADAMS	Anti-Doping Administration and Management System
TA	Testing Authority
SCA	Sample Collection Authority
IBSA	International Blind Sports Federation
CISS	International Committee of Sports for the Deaf
INAS	International Sports Federation for Persons with Intellectual Disability
CPIRSA	Cerebral Palsy International Sports and Recreation Association
-	a "dash" represents "0" (no data) in tables compiling the number of Samples, ATFs or AAFs
( R )	A discipline which is discontinued in ADAMS based on request of the governing IF, being an event under an existing discipline or being no longer necessary for administrative purposes

\* Biological material limited to urine and blood in this report

\*\* Including recombinant erythropoietins (i.e. epoetins) and their analogues (e.g. darbepoetin, pegserpoetin, peginesatide, CERA, EPO-Fc)

\*\*\* Limited to sport/disciplines under the governance of the IPC (others are compiled under the category "Sports for Athletes with an Impairment").

*This report compiles data as recorded in ADAMS in Sept 2021 (plus supplemental data after Stakeholder consultation)*



**Table 1a: SUMMARY**

**Total Samples by Testing Authority\* (TA) Category**

Testing Authority Category	TAs	Urine		Blood		Total Samples	% of total
		Samples	%AAF	Samples	% AAF		
National Anti-Doping Organization	111	107,425	0.77%	8,156	0.05%	115,581	77%
ASOIF member International Federation	27	18,321	0.39%	1,952	-	20,273	14%
Other Sport Organization**	67	6,635	0.93%	85	-	6,720	4%
Other Sport Organizations - Code Signatories	14	1,146	0.52%	38	-	1,184	1%
AIOWF member International Federation	7	3,310	0.21%	628	-	3,938	3%
ARISF member International Federation	29	1,151	0.87%	45	-	1,196	1%
Regional Anti-Doping Organization	13	543	1.10%	1	-	544	0.4%
AIMS member International Federation	9	287	4.53%	35	-	322	0.2%
<b>TOTALS</b>	<b>277</b>	<b>138,818</b>		<b>10,940</b>		<b>149,758</b>	

**IC and OOC Samples by Testing Authority\* (TA) Category**

Testing Authority Category	Urine				Blood			
	IC		OOC		IC		OOC	
	Samples	% AAF	Samples	% AAF	Samples	% AAF	Samples	% AAF
National Anti-Doping Organization	39,987	1.39%	67,438	0.40%	1,290	-	6,866	0.06%
ASOIF member International Federation	6,212	0.79%	12,109	0.18%	448	-	1,504	-
Other Sport Organization**	5,793	0.84%	842	1.53%	23	-	62	-
Other Sport Organizations - Code Signatories	544	0.37%	602	0.66%	20	-	18	-
AIOWF member International Federation	1,655	0.42%	1,655	-	124	-	504	-
ARISF member International Federation	541	1.48%	623	0.33%	22	-	23	-
Regional Anti-Doping Organization	92	4.35%	438	0.44%	-	-	1	-
AIMS member International Federation	130	7.69%	157	1.91%	5	-	30	-
	<b>54,954</b>		<b>83,864</b>		<b>1,932</b>		<b>9,008</b>	

\* Testing Authority (TA) names appear in this report as entered by the respective Anti-Doping Organizations (ADOs) in ADAMS

\*\* Non-Code Signatories

Total sample numbers may include samples from non-signatory programs which are not reported in the subsequent individual sport tables in this report.

**Table 1b: Total Samples collected in RADO\* Member Countries**

RADO Zone AFRICA	Member Countries	Urine		Blood		Total Samples	Total per RADO
		IC	OOB	IC	OOB		
Africa Zone I RADO	Algeria	-	5	-	-	5	19
	Libya	-	2	-	-	2	
	Mauritania	-	-	-	-	0	
	Morocco	-	6	-	-	6	
	Tunisia	-	6	-	-	6	
Africa Zone II & III RADO	Benin	-	10	-	-	10	119
	Burkina Faso	-	10	-	-	10	
	Cape Verde	35	20	-	-	55	
	Côte d'Ivoire	-	-	-	-	0	
	Guinea	-	7	-	-	7	
	Guinea Bissau	-	5	-	-	5	
	Mali	-	10	-	-	10	
	Niger	-	6	-	-	6	
	Senegal	-	8	-	-	8	
Togo	-	8	-	-	8		
Africa Zone V RADO	Burundi	-	-	-	-	0	6
	Egypt	-	-	-	-	0	
	Eritrea	-	-	-	-	0	
	Ethiopia	-	-	-	-	0	
	Kenya	-	-	-	-	0	
	Rwanda	-	-	-	-	0	
	Sierra Leone	-	-	-	-	0	
	Somalia	-	-	-	-	0	
	South Sudan	-	-	-	-	0	
	Sudan	-	-	-	-	0	
	Tanzania	6	-	-	-	6	
Uganda	-	-	-	-	0		
Africa Zone VI RADO	Angola	-	-	-	-	0	54
	Botswana	12	17	-	-	29	
	Eswatini (formerly Swaziland)	-	-	-	-	0	
	Ghana	-	-	-	-	0	
	Lesotho	-	-	-	-	0	
	Malawi	-	-	-	-	0	
	Mozambique	-	-	-	-	0	
	Namibia	7	4	-	-	11	
	South Africa	-	-	-	-	0	
Zambia	-	-	-	-	0		
Zimbabwe	8	6	-	-	14		
Indian Ocean RADO	Comoros	-	-	-	-	0	12
	Djibouti	-	-	-	-	0	
	Madagascar	-	6	-	-	6	
	Mauritius	-	4	-	-	4	
	Seychelles	-	2	-	-	2	
<b>TOTALS</b>		<b>68</b>	<b>142</b>	<b>0</b>	<b>0</b>	<b>210</b>	

\* A number of countries (including those without National Anti-Doping Organizations (NADOs) testing programs) conduct part or all of their testing program through their respective Regional Anti-Doping Organizations (RADOs). Their testing figures are incorporated in the RADO testing figures. The countries involved with RADOs are listed above.

Table 1b: Total Samples in RADO\* Member Countries

RADO Zone	Member Countries	Urine		Blood		Total Samples	Total per RADO		
		IC	OO	IC	OO				
AMERICAS	Antigua and Barbuda	-	-	-	-	0	34		
	Aruba	-	2	-	-	2			
	Barbados	-	2	-	-	2			
	Bonaire	-	-	-	-	0			
	British Virgin Islands	-	3	-	-	3			
	Cayman Islands	-	-	-	-	0			
	Curaçao	1	2	-	-	3			
	Dominica	-	-	-	-	0			
	Grenada	-	-	-	-	0			
	Guyana	-	-	-	-	0			
	St. Kitts and Nevis	-	4	-	-	4			
	St. Lucia	-	-	-	-	0			
	St. Vincent and the Grenadines	-	2	-	-	2			
	Suriname	-	-	-	-	0			
	Trinidad and Tobago	-	18	-	-	18			
	Turks and Caicos	-	-	-	-	0			
	United States Virgin Islands	-	-	-	-	0			
Central America RADO	Belize	-	-	-	-	0	68		
	Costa Rica	-	20	-	-	20			
	Guatemala	-	3	-	-	3			
	Honduras	-	5	-	-	5			
	Nicaragua	-	10	-	-	10			
	Panama	-	30	-	-	30			
	Puerto Rico	-	-	-	-	0			
South America RADO	Bolivia	-	12	-	-	12	43		
	Ecuador	-	-	-	-	0			
	Paraguay	-	14	-	-	14			
	Peru	-	17	-	-	17			
<b>TOTALS</b>		<b>1</b>	<b>144</b>	<b>0</b>	<b>0</b>	<b>145</b>			
EUROPE	Albania	-	10	-	-	10	45		
	Armenia	-	14	-	-	14			
	Bosnia & Herzegovina	-	-	-	-	0			
	Georgia	-	-	-	-	0			
	Kosovo	-	-	-	-	0			
	North Macedonia	-	9	-	-	9			
	Moldova	-	12	-	-	12			
	Montenegro	-	-	-	-	0			
	<b>TOTALS</b>		<b>0</b>	<b>45</b>	<b>0</b>	<b>0</b>		<b>45</b>	

\* A number of countries (including those without National Anti-Doping Organizations (NADOs) testing programs) conduct part or all of their testing program through their respective Regional Anti-Doping Organizations (RADOs). Their testing figures are incorporated in the RADO testing figures. The countries involved with RADOs are listed above.

**Table 1b: Total Samples in RADO\* Member Countries**

RADO Zone Asia	Member Countries	Urine		Blood		Total Samples	Total per RADO
		IC	OOC	IC	OOC		
Central Asia RADO	Afghanistan	-	12	-	-	12	63
	Kazakhstan	-	-	-	-	0	
	Kyrgyzstan	-	14	-	-	14	
	Mongolia	-	14	-	-	14	
	Pakistan	-	-	-	-	0	
	Tajikistan	-	-	-	-	0	
	Turkmenistan	-	18	-	-	18	
	Uzbekistan	-	5	-	-	5	
Gulf States and Yemen RADO	Bahrain	-	-	-	-	0	0
	Kuwait	-	-	-	-	0	
	Oman	-	-	-	-	0	
	Qatar	-	-	-	-	0	
	Saudi Arabia	-	-	-	-	0	
	United Arab Emirates	-	-	-	-	0	
	Yemen	-	-	-	-	0	
South Asia RADO	Bangladesh	-	-	-	-	0	0
	Bhutan	-	-	-	-	0	
	Maldives	-	-	-	-	0	
	Nepal	-	-	-	-	0	
	Sri Lanka	-	-	-	-	0	
South East Asia RADO	Brunei Darussalam	-	5	-	-	5	50
	Cambodia	-	19	-	-	19	
	Indonesia	-	-	-	-	0	
	Laos	-	13	-	-	13	
	Malaysia	-	-	-	-	0	
	Myanmar	-	-	-	-	0	
	Philippines	-	-	-	-	0	
	Singapore	-	13	-	-	13	
	Thailand	-	-	-	-	0	
	Timor-Leste	-	-	-	-	0	
Vietnam	-	-	-	-	0		
West Asia RADO	Iraq	-	1	-	-	1	8
	Jordan	-	7	-	-	7	
	Lebanon	-	-	-	-	0	
	Palestine	-	-	-	-	0	
	Syria	-	-	-	-	0	
	<b>TOTALS</b>	<b>0</b>	<b>121</b>	<b>0</b>	<b>0</b>	<b>121</b>	

\* A number of countries (including those without National Anti-Doping Organizations (NADOs) testing programs) conduct part or all of their testing program through their respective Regional Anti-Doping Organizations (RADOs). Their testing figures are incorporated in the RADO testing figures. The countries involved with RADOs are listed above.

**Table 1b: Total Samples in RADO\* Member Countries**

RADO Zone	Member Countries	Urine		Blood		Total Samples	Total per RADO
		IC	OOB	IC	OOB		
Oceania RADO	American Samoa	-	-	-	-	0	23
	Cook Islands	-	-	-	-	0	
	Federated States of Micronesia	-	-	-	-	0	
	Fiji	23	-	-	-	23	
	French Polynesia	-	-	-	-	0	
	Guam	-	-	-	-	0	
	Marshall Islands	-	-	-	-	0	
	Nauru	-	-	-	-	0	
	New Caledonia	-	-	-	-	0	
	Palau	-	-	-	-	0	
	Papua New Guinea	-	-	-	-	0	
	Samoa	-	-	-	-	0	
	Solomon Islands	-	-	-	-	0	
	Tonga	-	-	-	-	0	
	Tuvalu	-	-	-	-	0	
	Vanuatu	-	-	-	-	0	
	<b>TOTALS</b>	<b>23</b>	<b>0</b>	<b>0</b>	<b>0</b>	<b>23</b>	

\* A number of countries (including those without National Anti-Doping Organizations (NADOs) testing programs) conduct part or all of their testing program through their respective Regional Anti-Doping Organizations (RADOs). Their testing figures are incorporated in the RADO testing figures. The countries involved with RADOs are listed above.

**Table 1c: Total Samples by Gender - ALL Testing Authorities**

Gender	Urine						Blood						Total		
	Samples	IC ATF	AAF	Samples	ATF	AAF	Samples	IC ATF	AAF	Samples	ATF	AAF	Samples	% ATF	% AAF
<b>Male</b>	39365	78	500	53910	88	226	1343	-	-	6027	8	4	100645	0.2%	0.7%
<b>Female</b>	15588	14	186	29954	28	93	588	-	-	2980	1	-	49110	0.1%	0.6%
<b>X (not recorded)</b>	1	-	-	-	-	-	1	-	-	1	-	-	3	-	-
	54,954	92	686	83,864	116	319	1,932	-	-	9,008	9	4	149,758	0.1%	0.7%

**Table 1d: Total Samples by Gender - ASOIF member International Federations**

Gender	Urine						Blood						Total		
	Samples	IC ATF	AAF	Samples	ATF	AAF	Samples	IC ATF	AAF	Samples	ATF	AAF	Samples	% ATF	% AAF
<b>Male</b>	4020	26	27	7705	14	12	321	-	-	859	-	-	12905	0.3%	0.3%
<b>Female</b>	2188	3	22	4409	9	10	127	-	-	645	-	-	7369	0.2%	0.4%
	6,208	29	49	12,114	23	22	448	-	-	1,504	-	-	20,274	0.3%	0.4%

**Table 1e: Total Samples by Gender - AIOWF member International Federations**

Gender	Urine						Blood						Total		
	Samples	IC ATF	AAF	Samples	ATF	AAF	Samples	IC ATF	AAF	Samples	ATF	AAF	Samples	% ATF	% AAF
<b>Male</b>	1044	-	5	941	2	-	81	-	-	272	-	-	2338	0.1%	0.2%
<b>Female</b>	611	-	2	715	1	-	43	-	-	232	-	-	1601	0%	0.1%
	1,655	-	7	1,656	3	-	124	-	-	504	-	-	3,939	0%	0.2%

**Table 1f: Total Samples by Gender - ARISF member International Federations**

Gender	Urine						Blood						Total		
	Samples	IC ATF	AAF	Samples	ATF	AAF	Samples	IC ATF	AAF	Samples	ATF	AAF	Samples	% ATF	% AAF
<b>Male</b>	362	1	5	373	3	2	15	-	-	11	-	-	761	0.5%	0.9%
<b>Female</b>	179	-	3	237	-	-	7	-	-	12	-	-	435	-	0.7%
	541	1	8	610	3	2	22	-	-	23	-	-	1,196	0.3%	0.8%

**Table 1g: Total Samples by TA Category - AIMS member International Federations**

Gender	Urine						Blood						Total		
	Samples	IC ATF	AAF	Samples	ATF	AAF	Samples	IC ATF	AAF	Samples	ATF	AAF	Samples	% ATF	% AAF
<b>Male</b>	77	-	7	98	-	2	4	-	-	17	-	-	196	-	4.6%
<b>Female</b>	53	-	3	59	-	1	1	-	-	13	-	-	126	-	3.2%
	130	-	10	157	-	3	5	-	-	30	-	-	322	-	4.0%

**Table 1h: Total Samples by Gender - National Anti-Doping Organizations (NADOs) and National Olympic**

Gender	Urine						Blood						Total		
	Samples	IC ATF	AAF	Samples	ATF	AAF	Samples	IC ATF	AAF	Samples	ATF	AAF	Samples	% ATF	% AAF
<b>Male</b>	28688	45	411	43511	68	200	894	-	-	4794	8	4	77887	0.2%	0.8%
<b>Female</b>	11303	10	146	23921	17	73	395	-	-	2071	1	-	37690	0.07%	0.6%
<b>X (not recorded)</b>	-	-	-	-	-	-	1	-	-	1	-	-	2	-	-
	39,991	55	557	67,432	85	273	1,290	-	-	6,866	9	4	115,579	0.13%	0.7%

Table 1i: Total Samples by Gender - Regional Anti-Doping Organizations (RADOs)

Gender	Urine						Blood						Total Samples	% ATF	% AAF
	Samples	IC ATF	AAF	Samples	ATF	AAF	Samples	IC ATF	AAF	Samples	ATF	AAF			
Male	64	-	3	315	-	2	-	-	-	-	-	-	379	-	1.3%
Female	28	-	1	136	-	-	-	-	-	1	-	-	165	-	0.6%
	92	-	4	451	-	2	-	-	-	1	-	-	544	-	1.1%

Table 1j: Total Samples by Gender - Other ADOs which are Code Signatories

Gender	Urine						Blood						Total Samples	% ATF	% AAF
	Samples	IC ATF	AAF	Samples	ATF	AAF	Samples	IC ATF	AAF	Samples	ATF	AAF			
Male	320	1	1	329	1	2	15	-	-	14	-	-	678	0.3%	0.4%
Female	224	-	1	273	1	2	5	-	-	4	-	-	506	-	-
	544	1	2	602	2	4	20	-	-	18	-	-	1,184	0.3%	0.5%

Table 1k: Total Samples by Gender - Other Sport Organizations\*

Gender	Urine						Blood						Total Samples	% ATF	% AAF
	Samples	IC ATF	AAF	Samples	ATF	AAF	Samples	IC ATF	AAF	Samples	ATF	AAF			
Male	4790	5	41	638	-	6	13	-	-	60	-	-	5501	0.1%	0.9%
Female	1002	1	8	204	-	7	10	-	-	2	-	-	1218	0.1%	1.2%
X (not recorded)	1	-	-	-	-	-	-	-	-	-	-	-	1	-	-
	5,793	6	49	842	-	13	23	-	-	62	-	-	6,720	0.1%	0.9%

\* Non-Code Signatories

**2020 Anti-Doping Testing Figures**  
**Samples Analyzed and Reported by Accredited Laboratories in ADAMS**

**Table 2: Total Samples by TA Category - ASOIF member International Federations**

ASOIF member International Federations	ADAMS ADO Code	Urine						Blood						Total		
		IC Samples	ATF	AAF	OOB Samples	ATF	AAF	IC Samples	ATF	AAF	OOB Samples	ATF	AAF	Samples	% ATF	% AAF
International Cycling Union	UCI	1825	-	19	2947	-	2	273	-	-	128	-	-	5173	-	0.4%
International Swimming Federation	FINA	106	-	1	2389	2	-	-	-	-	191	-	-	2686	0.1%	0.0%
World Athletics - Athletics Integrity Unit	World Athletics - AIU	562	4	4	1774	10	4	-	-	-	59	-	-	2395	0.6%	0.3%
International Tennis Federation	ITF	1470	23	4	600	-	1	-	-	-	240	-	-	2310	1.0%	0.2%
International Weightlifting Federation	IWF	308	-	7	1044	4	8	83	-	-	268	-	-	1703	0.2%	0.9%
World Rugby	World Rugby	172	-	-	682	-	-	-	-	-	110	-	-	964	-	-
Badminton World Federation	BWF	91	-	-	336	-	3	-	-	-	204	-	-	631	-	0.5%
United World Wrestling	UWW	220	-	4	206	1	-	9	-	-	17	-	-	452	0.2%	0.9%
International Fencing Federation	FIE	131	1	-	275	-	-	-	-	-	14	-	-	420	0.2%	-
International Basketball Federation	FIBA	294	-	2	72	-	-	-	-	-	49	-	-	415	-	0.5%
International Judo Federation	IJF	164	-	-	213	-	-	-	-	-	15	-	-	392	-	-
International Triathlon Union	ITU	211	-	-	145	2	1	-	-	-	34	-	-	390	0.5%	0.3%
International Gymnastics Federation	FIG	83	-	2	248	-	1	8	-	-	28	-	-	367	-	0.8%
International Boxing Association	AIBA	22	-	1	223	-	-	-	-	-	16	-	-	261	-	0.4%
World Taekwondo	WT	91	1	-	146	-	-	12	-	-	11	-	-	260	0.4%	-
International Federation of Football Associations	FIFA	77	-	-	49	-	-	50	-	-	74	-	-	250	-	-
International Handball Federation	IHF	-	-	-	236	1	1	-	-	-	12	-	-	248	0.4%	0.4%
World Rowing	FISA	36	-	1	161	2	-	-	-	-	16	-	-	213	0.9%	0.5%
International Canoe Federation	ICF	38	-	-	137	-	1	-	-	-	14	-	-	189	-	0.5%
World Archery Federation	WA	40	-	-	61	1	-	-	-	-	-	-	-	101	1.0%	-
International Table Tennis Federation	ITTF	48	-	3	52	-	-	-	-	-	1	-	-	101	-	3.0%
International Equestrian Federation	FEI	26	-	1	46	-	-	-	-	-	-	-	-	72	-	1.4%
International Shooting Sport Federation	ISSF	42	-	-	24	-	-	-	-	-	-	-	-	66	-	-
International Hockey Federation	FIH	40	-	-	14	-	-	9	-	-	2	-	-	65	-	-
World Sailing	WS	64	-	-	-	-	-	-	-	-	-	-	-	64	-	-
International Modern Pentathlon Union	UIPM	18	-	-	29	-	-	-	-	-	-	-	-	47	-	-
International Volleyball Federation	FIVB	33	-	-	-	-	-	4	-	-	1	-	-	38	-	-
		<b>6,212</b>	<b>29</b>	<b>49</b>	<b>12,109</b>	<b>23</b>	<b>22</b>	<b>448</b>	<b>-</b>	<b>-</b>	<b>1,504</b>	<b>-</b>	<b>-</b>	<b>20,273</b>	<b>0.3%</b>	<b>0.4%</b>

**Table 3: Total Samples by TA Category - AIOWF member International Federations**

AIOWF member International Federations	ADAMS ADO Code	Urine						Blood						Total		
		IC Samples	ATF	AAF	OOB Samples	ATF	AAF	IC Samples	ATF	AAF	OOB Samples	ATF	AAF	Samples	% ATF	% AAF
International Ski Federation	FIS	325	-	-	583	-	-	3	-	-	226	-	-	1137	-	-
International Biathlon Union	IBU	314	-	-	524	-	-	45	-	-	187	-	-	1070	-	-
International Ice Hockey Federation	IIHF	442	-	4	108	1	-	20	-	-	9	-	-	579	0.2%	0.7%
International Skating Union	ISU	248	-	1	204	1	-	28	-	-	47	-	-	527	0.2%	0.2%
International Bobsleigh and Skeleton Federation	IBSF	239	-	1	86	1	-	18	-	-	20	-	-	363	0.3%	0.3%
International Luge Federation	FIL	79	-	1	95	-	-	10	-	-	15	-	-	199	-	0.5%
World Curling Federation	WCF	8	-	-	56	-	-	-	-	-	-	-	-	64	-	-
		<b>1,655</b>	<b>-</b>	<b>7</b>	<b>1,656</b>	<b>3</b>	<b>-</b>	<b>124</b>	<b>-</b>	<b>-</b>	<b>504</b>	<b>-</b>	<b>-</b>	<b>3,939</b>	<b>0.1%</b>	<b>0.2%</b>



**2020 Anti-Doping Testing Figures**  
**Samples Analyzed and Reported by Accredited Laboratories in ADAMS**

**Table 4: Total Samples by TA Category - ARISF member International Federations**

ARISF member International Federations	ADAMS ADO Code	Urine						Blood						Total		
		IC Samples	ATF	AAF	OOC Samples	ATF	AAF	IC Samples	ATF	AAF	OOC Samples	ATF	AAF	Samples	% ATF	% AAF
International Cricket Council	ICC	64	-	-	203	-	-	-	-	-	9	-	-	276	-	-
World Karate Federation	WKF	70	1	1	52	-	-	2	-	-	2	-	-	126	0.8%	0.8%
International Sambo Federation	FIAS	56	-	2	23	-	-	14	-	-	-	-	93	-	2.2%	
International Motorcycling Federation	FIM	90	-	-	-	-	-	-	-	-	-	-	90	-	-	
International Automobile Federation	FIA	51	-	-	24	-	-	-	-	-	-	-	75	-	-	
World Baseball Softball Confederation	WBSC	36	-	1	35	2	-	-	-	-	-	-	71	2.8%	1.4%	
World Underwater Federation	CMAS	21	-	3	18	-	-	1	-	-	-	-	40	-	7.5%	
International Federation Icestocksport	IFI	23	-	-	12	-	-	2	-	-	3	-	40	-	-	
World Skate	WSK	7	-	-	30	-	-	2	-	-	-	-	39	-	-	
International Surfing Association	ISA	-	-	-	35	-	-	-	-	-	-	-	35	-	-	
International Floorball Federation	IFF	16	-	-	18	-	-	-	-	-	-	-	34	-	-	
World Squash Federation	WSF	-	-	-	28	-	-	-	-	-	2	-	30	-	-	
World Netball	INF	8	-	-	19	-	-	-	-	-	-	-	27	-	-	
World Association of Kickboxing Organizations	WAKO	-	-	-	24	1	-	-	-	-	1	-	25	4.0%	-	
International Federation of Sport Climbing	IFSC	17	-	-	7	-	-	-	-	-	1	-	25	-	-	
International Ski Mountaineering Federation	ISMF	14	-	-	7	-	-	-	-	-	-	-	21	-	-	
International Federation of Muaythai Associations	IFMA	-	-	-	19	-	2	-	-	-	1	-	20	-	10.0%	
International Climbing and Mountaineering Federation	UIAA	14	-	-	3	-	-	-	-	-	-	-	17	-	-	
International Orienteering Federation	IOF	16	-	-	-	-	-	1	-	-	-	-	17	-	-	
International Waterski & Wakeboard Federation	IWWF	-	-	-	15	-	-	-	-	-	-	-	15	-	-	
International Korfball Federation	IKF	9	-	-	3	-	-	-	-	-	3	-	15	-	-	
International Federation of American Football	IFAF	-	-	-	14	-	-	-	-	-	-	-	14	-	-	
International Federation of Bandy	FIB	13	-	-	-	-	-	-	-	-	-	-	13	-	-	
Tug of War International Federation	TWIF	11	-	1	-	-	-	-	-	-	-	-	11	-	9.1%	
World Air Sports Federation	FAI	-	-	-	9	-	-	-	-	-	-	-	9	-	-	
International Life Saving Federation	ILSF	1	-	-	5	-	-	-	-	-	1	-	7	-	-	
International Racquetball Federation	IRF	-	-	-	4	-	-	-	-	-	-	-	4	-	-	
World Chess Federation	FIDE	4	-	-	-	-	-	-	-	-	-	-	4	-	-	
World Lacrosse	WL	-	-	-	3	-	-	-	-	-	-	-	3	-	-	
		<b>541</b>	<b>1</b>	<b>8</b>	<b>610</b>	<b>3</b>	<b>2</b>	<b>22</b>	<b>-</b>	<b>-</b>	<b>23</b>	<b>-</b>	<b>-</b>	<b>1,196</b>	<b>0.3%</b>	<b>0.8%</b>

**Table 5: Total Samples by TA Category - AIMS member International Federations**

AIMS member International Federations	ADAMS ADO Code	Urine						Blood						Total		
		IC Samples	ATF	AAF	OOC Samples	ATF	AAF	IC Samples	ATF	AAF	OOC Samples	ATF	AAF	Samples	% ATF	% AAF
International Powerlifting Federation	IPF	109	-	5	98	-	3	-	-	-	26	-	-	233	-	3.4%
Ju-Jitsu International Federation	JJIF	-	-	-	30	-	-	-	-	-	2	-	-	32	-	-
International Federation of Bodybuilding and Fitness	IFBB	15	-	5	-	-	-	5	-	-	-	-	20	-	25.0%	
World Minigolf Sport Federation	WMF	-	-	-	8	-	-	-	-	-	-	-	8	-	-	
International Savate Federation	FIS-Savate	-	-	-	8	-	-	-	-	-	-	-	8	-	-	
International Dragon Boat Federation	IDBF	-	-	-	5	-	-	-	-	-	1	-	6	-	-	
International Federation of Sleddog Sports	IFSS	6	-	-	-	-	-	-	-	-	-	-	6	-	-	
International Fistball Association	IFA	-	-	-	4	-	-	-	-	-	1	-	5	-	-	
International Kendo Federation	FIK	-	-	-	4	-	-	-	-	-	-	-	4	-	-	
		<b>130</b>	<b>-</b>	<b>10</b>	<b>157</b>	<b>-</b>	<b>3</b>	<b>5</b>	<b>-</b>	<b>-</b>	<b>30</b>	<b>-</b>	<b>-</b>	<b>322</b>	<b>-</b>	<b>4.0%</b>

**2020 Anti-Doping Testing Figures**  
**Samples Analyzed and Reported by Accredited Laboratories in ADAMS**

**Table 6: Total Samples by TA Category - National Anti-Doping Organizations (NADOs) and National Olympic Committees (NOCs) acting as a NADO**

NADOs	ADAMS ADO Code	Urine						Blood						Total Samples	% ATF	% AAF
		IC Samples	ATF	AAF	IOC Samples	ATF	AAF	IC Samples	ATF	AAF	IOC Samples	ATF	AAF			
China Anti-Doping Agency	CHINADA	2600	4	9	8446	14	5	97	-	-	282	-	3	11425	0.2%	0.1%
German National Anti-Doping Agency	NADA	2603	2	11	7008	-	-	166	-	-	1296	-	-	11073	0.02%	0.1%
US Anti-Doping Agency	USADA	1174	2	39	6363	8	97	17	-	-	202	-	-	7756	0.1%	1.8%
Russian National Anti-Doping Organization	RUSADA	1963	1	47	4477	1	4	85	-	-	336	-	1	6861	0.03%	0.8%
French Anti-Doping Agency	AFLD-NADO	2143	1	20	3712	6	9	12	-	-	237	-	-	6104	0.11%	0.5%
UK Anti-Doping	UKAD	1265	2	5	3787	2	7	2	-	-	338	-	-	5392	0.07%	0.2%
Italian National Anti-Doping Agency	NADO ITALIA	2037	1	12	2397	4	7	30	-	-	579	-	-	5043	0.1%	0.4%
Japan Anti-Doping Agency	JADA	1396	-	2	1620	-	-	44	-	-	137	-	-	3197	-	0.1%
Brasilian Authority on Anti-Doping Control	ABCD	2632	-	19	173	-	1	100	-	-	7	-	-	2912	-	0.7%
Sport Integrity Australia	SIA	658	1	10	1776	4	7	-	-	-	251	-	-	2685	0.2%	0.6%
Finnish Center for Integrity in Sports	FINCIS	1018	2	7	1333	2	3	25	-	-	63	-	-	2439	0.2%	0.4%
Spain National Anti-Doping Agency	ESP-NADO	1196	1	10	820	-	1	36	-	-	36	-	-	2088	0.0%	0.5%
Korea Anti-Doping Agency	KADA	853	-	4	811	2	2	148	-	-	161	-	-	1973	0.1%	0.3%
Anti-Doping Sweden	ADSE	806	-	8	1042	2	6	1	-	-	87	-	-	1936	0.1%	0.7%
Antidoping Switzerland	ADCH	420	-	1	1149	-	1	1	-	-	334	-	-	1904	-	0.1%
National Anti-doping Center of Ukraine	NADC Ukraine	655	3	24	952	7	6	27	-	-	112	-	-	1746	0.6%	1.7%
Hungarian Anti-Doping Agency	HUNADO	543	-	6	864	-	4	35	-	-	198	2	-	1640	0.1%	0.6%
Anti-Doping Norway	ADNO	632	-	7	833	-	1	4	-	-	131	-	-	1600	-	0.5%
National Anti-Doping Agency Austria GmbH	NADA Austria	262	-	-	1082	-	1	15	-	-	189	-	-	1548	-	0.1%
Turkish Anti Doping Commission	TADC	782	2	17	755	-	2	5	-	-	6	-	-	1548	0.1%	1.2%
Kazakhstan National Anti-Doping Centre	KAZ-NADO	239	-	10	1253	4	12	-	-	-	41	-	-	1533	0.3%	1.4%
Belarus National Anti-Doping Agency	BNADA	485	1	5	966	4	2	51	-	-	23	-	-	1525	0.3%	0.5%
Doping Authority Netherlands	DAN	577	-	12	777	-	1	27	-	-	108	-	-	1489	-	0.9%
Portugal Anti-Doping Agency	ADoP	1109	-	9	215	-	-	40	-	-	107	-	-	1471	-	0.6%
Anti-Doping Denmark	ADD	462	-	8	809	2	7	15	-	-	149	-	-	1435	0.1%	1.0%
NADO Flanders	NADOF	664	-	14	681	1	9	-	-	-	-	-	-	1345	0.1%	1.7%
Polish Anti-Doping Agency	POLADA	476	2	6	685	1	5	-	-	-	118	2	-	1279	0.4%	0.9%
Canadian Centre for Ethics in Sport	CCES	186	-	5	893	3	1	9	-	-	137	1	-	1225	0.3%	0.5%
National Anti Doping Agency -India	IND-NADO	708	-	49	413	-	6	64	-	-	1	-	-	1186	-	4.6%
Azerbaijan National Anti-Doping Agency	AMADA	179	-	1	783	-	1	10	-	-	93	-	-	1065	-	0.2%
Colombian NADO	COL-NADO	172	-	4	538	1	3	46	-	-	256	4	-	1012	0.5%	0.7%
Drug Free Sport New Zealand	DFSNZ	462	-	4	525	-	-	-	-	-	25	-	-	1012	-	0.4%
Romanian National Anti-Doping Agency	ANAD-Romania	362	1	12	460	2	6	27	-	-	119	-	-	968	0.3%	1.9%
Chilean National Anti-Doping Commission	CHI-NADO	366	-	1	579	-	2	-	-	-	-	-	-	945	-	0.3%
Saudi Arabian Antidoping Committee	KSA-NADO	725	-	6	219	1	1	-	-	-	-	-	-	944	0.1%	0.7%
Sport Ireland	SI	199	-	2	552	-	2	-	-	-	166	-	-	917	-	0.4%
Bulgarian Anti-doping Center	BUL-NADO	349	-	12	380	-	-	24	-	-	42	-	-	795	-	1.5%
Mexican National Anti-Doping Committee	MEX-NADO	315	2	4	469	4	-	-	-	-	-	-	-	784	0.8%	0.5%
Czech Anti-Doping Committee	CADC	617	5	5	112	-	1	-	-	-	12	-	-	741	0.7%	0.8%
French Community of Belgium NADO	BEL-CFWB	279	-	5	340	-	-	25	-	-	60	-	-	704	-	0.7%
Doping Control Agency of Thailand	DCAT	235	-	5	405	-	-	-	-	-	-	-	-	640	-	0.8%
Anti-Doping Commission, Chinese Taipei Olympic Committee	CTADA	428	-	2	145	-	1	26	-	-	11	-	-	610	-	0.5%
United Arab Emirates National Anti-doping Committee	UAE-NADO	334	1	12	238	-	7	8	-	-	-	-	-	580	0.2%	3.3%
HADA - Hellenic Antidoping Agency	EOKAN	373	-	6	181	-	1	-	-	-	-	-	-	554	-	1.3%
Argentina National Anti-Doping Agency	ARG-CNAD	282	-	2	237	-	3	2	-	-	4	-	-	525	-	1.0%
Slovenian Antidoping Organization	SLOADO	217	-	2	291	-	-	-	-	-	-	-	-	508	-	0.4%
Anti-Doping Bureau of Latvia	LAT-NADO	100	-	2	335	3	-	3	-	-	64	-	-	502	0.6%	0.4%
Slovak Anti-Doping Agency	SADA	175	-	-	199	-	-	25	-	-	48	-	-	447	-	-
Croatian Institute of Public Health	CIPH	248	-	4	137	-	-	4	-	-	17	-	-	406	-	1.0%
Anti-Doping Agency of Kenya	ADAK	70	1	1	335	5	1	-	-	-	-	-	-	405	1.5%	0.5%

**2020 Anti-Doping Testing Figures**  
**Samples Analyzed and Reported by Accredited Laboratories in ADAMS**

**Table 6: Total Samples by TA Category - National Anti-Doping Organizations (NADOs) and National Olympic Committees (NOCs) acting as a NADO - continued**

NADOs	ADAMS ADO Code	Urine						Blood						Total			
		IC Samples	ATF	AAF	OOC Samples	ATF	AAF	IC Samples	ATF	AAF	OOC Samples	ATF	AAF	Samples	% ATF	% AAF	
Anti-Doping Agency of Serbia	ADAS	306	-	6	98	-	-	-	-	-	-	-	-	-	404	-	1.5%
I.R Iran National Anti-Doping Organization	IRI-NADO	273	3	13	97	-	2	-	-	-	-	-	-	-	370	0.8%	4.1%
Cuban National Anti-Doping Agency	CUB-NADO	42	-	-	286	-	-	-	-	-	39	-	-	-	367	-	-
South African Institute for Drug-Free Sport	SAIDS	241	3	8	116	1	3	-	-	-	1	-	-	-	358	1.1%	3.1%
Anti-Doping Paraguay	PAR-NADO	236	-	9	57	-	5	-	-	-	-	-	-	-	293	-	4.8%
Agency for Anti-Doping Control of Bosnia and Herzegovina	BIH-NADO	101	-	1	158	-	3	15	-	-	16	-	-	-	290	-	1.4%
Jamaica Anti-Doping Commission	JADCO	45	-	-	215	-	2	-	-	-	29	-	-	-	289	-	0.7%
Egyptian National Anti-doping Organization	EGY-NADO	73	-	5	209	-	8	-	-	-	-	-	-	-	282	-	4.6%
Qatar Antidoping Commission	QADC	79	-	-	148	-	-	2	-	-	45	-	-	-	274	-	-
Morocco National Olympic Committee	CNOM	57	-	2	209	-	-	-	-	-	5	-	-	-	271	-	0.7%
Israeli NADO	ISR-NADO	120	-	5	139	-	-	-	-	-	8	-	-	-	267	-	1.9%
Estonian Anti-Doping Agency	EADA	78	-	1	173	-	1	1	-	-	9	-	-	-	261	-	0.8%
Lithuanian Anti-Doping Agency	LTU-NADO	104	1	2	148	-	1	-	-	-	5	-	-	-	257	0.4%	1.2%
Peru National Anti-Doping Commission	CONAD PERU	158	-	-	88	-	-	-	-	-	-	-	-	-	246	-	-
Common Community Commission (Brussels)	COCOM	55	-	-	124	-	-	7	-	-	17	-	-	-	203	-	-
Monaco Anti-Doping Committee	CMA Monaco	41	-	2	114	-	-	4	-	-	22	-	-	-	181	-	1.1%
Luxembourg NADO	ALAD	38	-	-	99	-	-	-	-	-	39	-	-	-	176	-	-
Ethiopian Anti doping Organization	ETH-NADO	52	-	-	122	-	-	-	-	-	-	-	-	-	174	-	-
Anti-Doping Commission of Malta	MLT-NADO	110	-	4	40	-	1	-	-	-	-	-	-	-	150	-	3.3%
Lembaga Anti-Doping Indonesia	LADI	-	-	-	149	-	2	-	-	-	-	-	-	-	149	-	1.3%
National Anti-Doping Agency of Tunisia	ANAD	56	-	1	74	-	-	-	-	-	18	-	-	-	148	-	0.7%
National Anti-Doping agency of Uzbekistan	UZNADA	51	-	8	85	-	3	-	-	-	-	-	-	-	136	-	8.1%
Georgian Anti-Doping Agency	GEO-NADO	12	-	-	122	-	-	-	-	-	-	-	-	-	134	-	-
Hong Kong Anti-Doping Committee	HKG-ADC	5	-	-	111	-	2	-	-	-	-	-	-	-	116	-	1.7%
Costa Rica NADO	CRC-NADO	46	1	6	46	-	3	4	-	-	10	-	-	-	106	0.9%	8.5%
Sri Lanka Anti Doping Agency	SRI-NADO	76	-	2	26	-	-	-	-	-	-	-	-	-	102	-	2.0%
Mongolian National Anti-Doping Organization	MGL-NADO	31	-	3	69	-	-	-	-	-	-	-	-	-	100	-	3.0%
Anti-Doping Agency of Malaysia	ADAMAS	12	-	-	85	-	-	1	-	-	-	-	-	-	98	-	-
Ecuador NADO	ECU-NADO	76	-	1	4	-	-	-	-	-	-	-	-	-	80	-	1.3%
Anti-Doping Commission of Malta	MNADO (R)	-	-	-	72	1	-	-	-	-	-	-	-	-	72	1.4%	-
Vietnam Anti-Doping & Sports Medicine Agency	VADA	-	-	-	71	-	-	-	-	-	-	-	-	-	71	-	-
Cyprus Anti-Doping Authority	CYADA	62	-	1	-	-	-	-	-	-	-	-	-	-	62	-	1.6%
Anti-Doping Agency of Panama	PAN-NADO	26	1	-	35	-	-	-	-	-	-	-	-	-	61	1.6%	-
Guatemala NADO	GUA-OAD	60	10	2	-	-	-	-	-	-	-	-	-	-	60	16.7%	3.3%
National Olympic and Sports Association of Iceland	ISL-NADO	45	-	-	11	-	-	-	-	-	-	-	-	-	56	-	-
Nigerian National Anti-Doping Committee	NGR-NADO	5	-	-	44	-	-	-	-	-	-	-	-	-	49	-	-
Anti-Doping Singapore	ADS	-	-	-	40	-	-	-	-	-	1	-	-	-	41	-	-
Algerian National Anti-Doping Organization	ALG-NADO	21	-	-	17	-	-	-	-	-	-	-	-	-	38	-	-
Andorra National Anti-Doping Commission	AGAD	5	-	-	30	-	-	-	-	-	1	-	-	-	36	-	-
Armenian National Anti-Doping Organization	ARM-NADO	10	-	-	24	-	-	-	-	-	-	-	-	-	34	-	-
Uruguay Anti-Doping	URU-NADO	31	-	1	2	-	-	-	-	-	-	-	-	-	33	-	3.0%
Bermuda Sport Anti- Doping Authority	BSADA	6	-	-	15	-	-	-	-	-	6	-	-	-	27	-	-
Bahrain Anti-Doping Committee	BRN-NADO	21	-	-	5	-	-	-	-	-	-	-	-	-	26	-	-
Liechtenstein Olympic Committee	LOC	-	-	-	17	-	-	-	-	-	9	-	-	-	26	-	-
Bahamas Anti-Doping Commission	BADC	4	1	-	19	-	-	-	-	-	-	-	-	-	23	4.3%	-
Trinidad and Tobago Olympic Committee	TTOC	-	-	-	23	-	-	-	-	-	-	-	-	-	23	-	-
National Antidoping Agency of the Republic of Moldova	NADO Moldova	8	-	-	14	-	-	-	-	-	-	-	-	-	22	-	-
NADO-DG Eupen - Belgium	NADO-DG Eupen	6	-	-	12	-	-	-	-	-	2	-	-	-	20	-	-
Venezuela NADO	VEN-NADO	20	-	-	-	-	-	-	-	-	-	-	-	-	20	-	-
National Antidoping Organization of Albania	ALB-NADO	7	-	-	8	-	-	-	-	-	-	-	-	-	15	-	-

**2020 Anti-Doping Testing Figures**  
**Samples Analyzed and Reported by Accredited Laboratories in ADAMS**

**Table 6: Total Samples by TA Category - National Anti-Doping Organizations (NADOs) and National Olympic Committees (NOCs) acting as a NADO - continued**

NADOs	ADAMS ADO Code	Urine						Blood						Total		
		IC Samples	ATF	AAF	IOC Samples	ATF	AAF	IC Samples	ATF	AAF	IOC Samples	ATF	AAF	Samples	% ATF	% AAF
San Marino Standing Committee on Anti-Doping	SMR-NADO	8	-	-	2	-	-	-	-	-	-	-	-	10	-	-
National Anti-Doping Commission of Macedonia	MKD-NADO	7	-	-	-	-	-	-	-	-	1	-	-	8	-	-
National Anti-Doping Agency Belize	NADO Belize	8	-	1	-	-	-	-	-	-	-	-	8	-	12.5%	
Oman Anti-Doping Committee	OADC	8	-	-	-	-	-	-	-	-	-	-	8	-	-	
Jordan Anti-doping Organization	JADO	6	-	4	-	-	-	-	-	-	-	-	6	-	66.7%	
Cameroon Anti-Doping Organisation	OCALUDS	3	-	-	2	-	-	-	-	-	-	-	5	-	-	
Federacion Dominicana de Medicina del Deporte	FEDOMEDE	-	-	-	5	-	-	-	-	-	-	-	5	-	-	
National Olympic Committee of Iraq	NOC-IRAQ	-	-	-	5	-	1	-	-	-	-	-	5	-	20.0%	
Myanmar National Anti-Doping Organization	MYA-NADO	3	-	1	-	-	-	-	-	-	-	-	3	-	33.3%	
DFSF Drug Free Sports Fiji	FIJ-NADO	2	-	-	-	-	-	-	-	-	-	-	2	-	-	
Suriname Anti-Doping Authority	SUR-NADO	-	-	-	1	-	-	-	-	-	-	-	1	-	-	
		<b>39,987</b>	<b>55</b>	<b>557</b>	<b>67,437</b>	<b>85</b>	<b>273</b>	<b>1,290</b>	<b>-</b>	<b>-</b>	<b>6,866</b>	<b>9</b>	<b>4</b>	<b>115,580</b>	<b>0.13%</b>	<b>0.7%</b>

**Table 7: Total Samples by TA Category - Regional Anti-Doping Organizations (RADOs)**

RADOs	ADAMS ADO Code	Urine						Blood						Total		
		IC Samples	ATF	AAF	IOC Samples	ATF	AAF	IC Samples	ATF	AAF	IOC Samples	ATF	AAF	Samples	% ATF	% AAF
Africa Zone II & III RADO	AFR-RADO-II-III	35	-	1	84	-	-	-	-	-	-	-	-	119	-	0.8%
Central American RADO	RADO-CAM	-	-	-	68	-	1	-	-	-	-	-	-	68	-	1.5%
Central Asia RADO	RADOCA-RADO	-	-	-	63	-	-	-	-	-	-	-	-	63	-	-
Africa Zone VI RADO	AFR-RADO-VI	27	-	2	27	-	-	-	-	-	-	-	-	54	-	3.7%
South East Asia RADO	SE-ASIA-RADO	-	-	-	49	-	-	-	-	-	1	-	-	50	-	-
Eastern Europe RADO	E-EUR-RADO	-	-	-	45	-	-	-	-	-	-	-	-	45	-	-
South American RADO	RADO-SAM	-	-	-	43	-	1	-	-	-	-	-	-	43	-	2.3%
Caribbean RADO	CAR-RADO	1	-	-	33	-	-	-	-	-	-	-	-	34	-	-
Oceania RADO	O-RADO	23	-	1	-	-	-	-	-	-	-	-	-	23	-	4.3%
Africa Zone I RADO	AFR-RADO-I	-	-	-	19	-	-	-	-	-	-	-	-	19	-	-
Indian Ocean RADO	IND-OCE-RADO	-	-	-	12	-	-	-	-	-	-	-	-	12	-	-
West Asia RADO	W-ASIA-RADO	-	-	-	8	-	-	-	-	-	-	-	-	8	-	-
Africa Zone V RADO	AFR-RADO-V	6	-	-	-	-	-	-	-	-	-	-	-	6	-	-
		<b>92</b>	<b>-</b>	<b>4</b>	<b>451</b>	<b>-</b>	<b>2</b>	<b>-</b>	<b>-</b>	<b>-</b>	<b>1</b>	<b>-</b>	<b>-</b>	<b>544</b>	<b>-</b>	<b>1.1%</b>

**2020 Anti-Doping Testing Figures  
Samples Analyzed and Reported by Accredited Laboratories in ADAMS**

**Table 8: Total Samples by TA Category - Other ADOs which are Code Signatories**

Other ADOs which are Code Signatories	ADAMS ADO Code	Urine						Blood						Total		
		IC Samples	ATF	AAF	OOC Samples	ATF	AAF	IC Samples	ATF	AAF	OOC Samples	ATF	AAF	Samples	% ATF	% AAF
International Paralympic Committee	IPC	136	1	1	494	2	4	16	-	-	-	-	-	646	0.5%	0.8%
International Olympic Committee	IOC	294	-	-	58	-	-	2	-	-	17	-	-	371	-	-
World Triathlon Corporation	IRONMAN	36	-	-	46	-	-	-	-	-	-	-	-	82	-	-
International Blind Sport Association	IBSA	18	-	1	-	-	-	2	-	-	-	-	-	20	-	5.0%
International Union of Kettlebell Lifting	IUKL	20	-	-	-	-	-	-	-	-	-	-	-	20	-	-
International Wheelchair Basketball Federation	IWBF	9	-	-	-	-	-	-	-	-	-	-	-	9	-	-
International University Sport Federation	FISU	8	-	-	-	-	-	-	-	-	-	-	-	8	-	-
World Paravolley	WPV	5	-	-	1	-	-	-	-	-	-	-	-	6	-	-
International Wheelchair and Amputee Sports Federation	IWAS	6	-	-	-	-	-	-	-	-	-	-	-	6	-	-
World Wheelchair Rugby	IWRF	6	-	-	-	-	-	-	-	-	-	-	-	6	-	-
World Karate Organization	WKO	3	-	-	-	-	-	-	-	-	-	-	-	3	-	-
International Sports Federation for Athletes with an Intellectual Disability	INAS	3	-	-	-	-	-	-	-	-	-	-	-	3	-	-
World Anti-Doping Agency	WADA-AMA	-	-	-	2	-	-	-	-	-	1	-	-	3	-	-
Kudo International Federation	KIF	-	-	-	1	-	-	-	-	-	-	-	-	1	-	-
		<b>544</b>	<b>1</b>	<b>2</b>	<b>602</b>	<b>2</b>	<b>4</b>	<b>20</b>	<b>-</b>	<b>-</b>	<b>18</b>	<b>-</b>	<b>-</b>	<b>1,184</b>	<b>0.3%</b>	<b>0.5%</b>

**Table 9: Total Samples by TA Category - Other Sport Organizations\***

Other Sport Organizations	ADAMS ADO Code	Urine						Blood						Total		
		IC Samples	ATF	AAF	OOC Samples	ATF	AAF	IC Samples	ATF	AAF	OOC Samples	ATF	AAF	Samples	% ATF	% AAF
Other Sport Organizations (Aggregated)	n/a	5,793	6	49	842	-	13	23	-	-	62	-	-	6,720	0.1%	0.9%

\* Non-Code Signatories

Table 10: GC/C/IRMS Tests Conducted per Testing Authority for Markers of the Steroid Profile

Testing Authority	TA Category	ADAMS Code	Urine						
			IC		OOC		Total	Total	%
			Samples	AAF	Samples	AAF	Samples	AAFs	AAF
US Anti-Doping Agency	USADA	NADO	71	3	572	3	643	6	1%
Russian National Anti-Doping Organization	RUSADA	NADO	83	3	204	-	287	3	1%
French Anti-Doping Agency	AFLD-NADO	NADO	48	2	143	-	191	2	1%
Italian National Anti-Doping Agency	NADO ITALIA	NADO	54	-	88	-	142	0	0%
China Anti-Doping Agency	CHINADA	NADO	29	-	104	-	133	0	0%
German National Anti-Doping Agency	NADA	NADO	27	1	84	-	111	1	1%
International Cycling Union	UCI	ASOIF	69	-	38	-	107	0	0%
World Athletics - Athletics Integrity Unit	World Athletics - AIU	ASOIF	11	-	73	-	84	0	0%
UK Anti-Doping	UKAD	NADO	21	-	54	-	75	0	0%
Sport Integrity Australia	SIA	NADO	16	-	45	1	61	1	2%
International Swimming Federation	FINA	ASOIF	1	-	58	-	59	0	0%
Polish Anti-Doping Agency	POLADA	NADO	23	1	35	-	58	1	2%
International Weightlifting Federation	IWF	ASOIF	9	1	45	-	54	1	2%
Brasilian Authority on Anti-Doping Control	ABCD	NADO	38	4	16	-	54	4	7%
National Anti-doping Center of Ukraine	NADC Ukraine	NADO	17	6	36	1	53	7	13%
Doping Authority Netherlands	DAN	NADO	32	-	17	-	49	0	0%
NADO Flanders	NADOF	NADO	22	-	25	1	47	1	2%
Finnish Center for Integrity in Sports	FINCIS	NADO	23	-	23	-	46	0	0%
International Ski Federation	FIS	AIOWF	9	-	29	-	38	0	0%
South American Football Confederation	CONMEBOL	Other	36	-	1	-	37	0	0%
International Tennis Federation	ITF	ASOIF	23	-	14	-	37	0	0%
Turkish Anti Doping Commission	TADC	NADO	23	-	12	-	35	0	0%
National Anti Doping Agency -India	IND-NADO	NADO	21	1	12	2	33	3	9%
International Paralympic Committee	IPC	OTHER-CS	4	-	29	-	33	0	0%
United Arab Emirates National Anti-doping Committee	UAE-NADO	NADO	18	-	14	1	32	1	3%
Belarus National Anti-Doping Agency	BNADA	NADO	10	-	21	-	31	0	0%
Kazakhstan National Anti-Doping Centre	KAZ-NADO	NADO	6	-	25	-	31	0	0%
National Anti-Doping Agency Austria GmbH	NADA Austria	NADO	10	-	20	-	30	0	0%
Hungarian Anti-Doping Agency	HUNADO	NADO	8	-	21	-	29	0	0%
Canadian Centre for Ethics in Sport	CCES	NADO	6	-	23	-	29	0	0%
Antidoping Switzerland	ADCH	NADO	5	-	22	-	27	0	0%
Union of European Football Associations	UEFA	Other	21	-	6	-	27	0	0%
Romanian National Anti-Doping Agency	ANAD-Romania	NADO	8	-	18	1	26	1	4%
French Community of Belgium NADO	BEL-CFWB	NADO	9	-	16	-	25	0	0%
International Ice Hockey Federation	IIHF	AIOWF	20	-	4	-	24	0	0%
Japan Anti-Doping Agency	JADA	NADO	10	-	14	-	24	0	0%
Jamaica Anti-Doping Commission	JADCO	NADO	9	-	14	-	23	0	0%
Portugal Anti-Doping Agency	ADoP	NADO	18	-	4	-	22	0	0%
Spain National Anti-Doping Agency	ESP-NADO	NADO	17	-	5	-	22	0	0%
Anti-Doping Denmark	ADD	NADO	12	1	10	-	22	1	5%
South African Institute for Drug-Free Sport	SAIDS	NADO	19	1	3	-	22	1	5%
Doping Control Agency of Thailand	DCAT	NADO	6	-	15	-	21	0	0%
Anti-Doping Agency of Kenya	ADAK	NADO	2	-	19	-	21	0	0%
Bulgarian Anti-doping Center	BUL-NADO	NADO	9	1	12	-	21	1	5%
Anti-Doping Norway	ADNO	NADO	14	-	6	1	20	1	5%
Anti-Doping Sweden	ADSE	NADO	7	-	13	-	20	0	0%
Korea Anti-Doping Agency	KADA	NADO	5	-	13	-	18	0	0%
International Fencing Federation	FIE	ASOIF	5	-	13	-	18	0	0%
Colombian NADO	COL-NADO	NADO	5	-	12	-	17	0	0%
Azerbaijan National Anti-Doping Agency	AMADA	NADO	2	-	15	-	17	0	0%
HADA - Hellenic Antidoping Agency	EOKAN	NADO	12	-	4	-	16	0	0%
Argentina National Anti-Doping Agency	ARG-CNAD	NADO	7	1	9	-	16	1	6%
I.R Iran National Anti-Doping Organization	IRI-NADO	NADO	13	1	3	-	16	1	6%
Anti-Doping Bureau of Latvia	LAT-NADO	NADO	5	-	10	-	15	0	0%

Table 10: GC/C/IRMS Tests Conducted per Testing Authority for Markers of the Steroid Profile - continued

Testing Authority	TA Category	ADAMS Code	Urine						
			IC Samples	IC AAF	OOB Samples	OOB AAF	Total Samples	Total AAFs	% AAF
Chilean National Anti-Doping Commission	CHI-NADO	NADO	3	-	12	-	15	0	0%
Anti-Doping Agency of Serbia	ADAS	NADO	14	-	1	-	15	0	0%
World Rugby	World Rugby	ASOIF	7	-	7	-	14	0	0%
Sport Ireland	SI	NADO	2	-	11	-	13	0	0%
Czech Anti-Doping Committee	CADC	NADO	11	-	2	-	13	0	0%
Egyptian National Anti-doping Organization	EGY-NADO	NADO	5	1	8	-	13	1	8%
Lithuanian Anti-Doping Agency	LTU-NADO	NADO	9	2	3	-	12	2	17%
Italian Ministry of Health Departement	CVD-Italia (R)	Other	11	-	-	-	11	0	0%
Anti-Doping Paraguay	PAR-NADO	NADO	7	-	3	1	10	1	10%
Anti-Doping Commission, Chinese Taipei Olympic Committee	CTADA	NADO	8	-	2	-	10	0	0%
International Bobsleigh and Skeleton Federation	IBSF	AIOWF	5	-	5	-	10	0	0%
Anti-Doping Commission of Malta	MLT-NADO	NADO	7	-	3	-	10	0	0%
International Biathlon Union	IBU	AIOWF	3	-	7	-	10	0	0%
Asian Football Confederation	AFC	Other	9	-	-	-	9	0	0%
Slovenian Antidoping Organization	SLOADO	NADO	5	-	3	-	8	0	0%
International Skating Union	ISU	AIOWF	5	-	3	-	8	0	0%
Qatar Antidoping Commission	QADC	NADO	3	-	5	-	8	0	0%
International Boxing Association	AIBA	ASOIF	1	-	7	-	8	0	0%
Sri Lanka Anti Doping Agency	SRI-NADO	NADO	8	-	-	-	8	0	0%
Badminton World Federation	BWF	ASOIF	4	-	4	-	8	0	0%
International Powerlifting Federation	IPF	AIMS	8	1	-	-	8	1	13%
International Triathlon Union	ITU	ASOIF	4	-	3	1	7	1	14%
Ethiopian Anti doping Organization	ETH-NADO	NADO	2	-	5	-	7	0	0%
International Judo Federation	IJF	ASOIF	3	-	3	-	6	0	0%
International Cricket Council	ICC	ARISF	1	-	5	-	6	0	0%
Common Community Commission (Brussels)	COCOM	NADO	1	-	4	-	5	0	0%
Eastern Europe RADO	E-EUR-RADO	RADO	-	-	5	-	5	0	0%
World Taekwondo	WT	ASOIF	4	-	1	-	5	0	0%
Agency for Anti-Doping Control of Bosnia and Herzegovina	BiH-NADO	NADO	2	-	3	-	5	0	0%
International Basketball Federation	FIBA	ASOIF	3	-	2	-	5	0	0%
Estonian Anti-Doping Agency	EADA	NADO	4	-	1	-	5	0	0%
Basque Anti-Doping Agency	ESP-Vasco (R)	Other	3	-	2	-	5	0	0%
United World Wrestling	UWW	ASOIF	2	-	3	-	5	0	0%
Monaco Anti-Doping Committee	CMA Monaco	NADO	1	-	4	-	5	0	0%
Israeli NADO	ISR-NADO	NADO	2	-	3	-	5	0	0%
European Athletics Association	EA	Other	5	-	-	-	5	0	0%
Croatian Institute of Public Health	CIPH	NADO	5	-	-	-	5	0	0%
Drug Free Sport New Zealand	DFSNZ	NADO	1	-	3	-	4	0	0%
International Handball Federation	IHF	ASOIF	-	-	4	-	4	0	0%
Slovak Anti-Doping Agency	SADA	NADO	1	-	3	-	4	0	0%
International Sambo Federation	FIAS	ARISF	2	-	2	-	4	0	0%
USA Powerlifting	USA-USAPL (R)	Other	-	-	4	1	4	1	25%
Saudi Arabian Antidoping Committee	KSA-NADO	NADO	3	-	1	-	4	0	0%
World Karate Federation	WKF	ARISF	3	-	1	-	4	0	0%
International Gymnastics Federation	FIG	ASOIF	1	-	3	-	4	0	0%
International Olympic Committee	IOC	OTHER-CS	4	-	-	-	4	0	0%
Cyprus Anti-Doping Authority	CYADA	NADO	2	-	1	-	3	0	0%
Guatemala NADO	GUA-OAD	NADO	3	-	-	-	3	0	0%
CHN-National Federations in China	CHN-NF (R)	Other	2	-	1	-	3	0	0%
Luxembourg NADO	ALAD	NADO	1	-	2	-	3	0	0%
World Triathlon Corporation	IRONMAN	OTHER-CS	1	-	2	-	3	0	0%
International Luge Federation	FIL	AIOWF	-	-	3	-	3	0	0%
International Canoe Federation	ICF	ASOIF	-	-	3	-	3	0	0%
National Anti-Doping Agency of Tunisia	ANAD	NADO	2	-	1	-	3	0	0%

Table 10: GC/C/IRMS Tests Conducted per Testing Authority for Markers of the Steroid Profile - continued

Testing Authority	TA Category	ADAMS Code	Urine						
			IC Samples	IC AAF	OOB Samples	OOB AAF	Total Samples	Total AAFs	% AAF
National Anti-Doping agency of Uzbekistan	UZNADA	NADO	2	-	1	-	3	0	0%
Georgian Anti-Doping Agency	GEO-NADO	NADO	1	-	2	-	3	0	0%
World Rowing	FISA	ASOIF	2	1	1	-	3	1	33%
European Volleyball Confederation	EUR-VB (R)	Other	2	-	-	-	2	0	0%
Uruguay Anti-Doping	URU-NADO	NADO	2	-	-	-	2	0	0%
International Federation Icestocksport	IFI	ARISF	2	-	-	-	2	0	0%
Algerian Football Federation	ALG-FOO (R)	Other	2	-	-	-	2	0	0%
World Baseball Softball Confederation	WBSC	ARISF	2	-	-	-	2	0	0%
Association of Rowing Clubs	ACT (R)	Other	1	-	1	-	2	0	0%
Lembaga Anti-Doping Indonesia	LADI	NADO	-	-	2	-	2	0	0%
Costa Rica NADO	CRC-NADO	NADO	2	-	-	-	2	0	0%
International Modern Pentathlon Union	UIPM	ASOIF	-	-	2	-	2	0	0%
Africa Zone II & III RADO	AFR-RADO-II-III	RADO	-	-	2	-	2	0	0%
Armenian National Anti-Doping Organization	ARM-NADO	NADO	1	-	1	-	2	0	0%
Morocco National Olympic Committee	CNOM	NADO	-	-	2	-	2	0	0%
World Squash Federation	WSF	ARISF	-	-	2	-	2	0	0%
World Powerlifting Alliance	WPA-APA (R)	Other	2	-	-	-	2	0	0%
Mexican National Anti-Doping Committee	MEX-NADO	NADO	-	-	1	-	1	0	0%
Africa Zone V RADO	AFR-RADO-V	RADO	1	-	-	-	1	0	0%
International Ski Mountaineering Federation	ISMF	ARISF	1	-	-	-	1	0	0%
International Federation of Football Associations	FIFA	ASOIF	1	-	-	-	1	0	0%
Oman Anti-Doping Committee	OADC	NADO	1	-	-	-	1	0	0%
International Wheelchair and Amputee Sports Federation	IWAS	OTHER-CS	1	-	-	-	1	0	0%
International Federation of Sport Climbing	IFSC	ARISF	1	-	-	-	1	0	0%
World Sailing	WS	ASOIF	1	-	-	-	1	0	0%
CHN-Colleges or Schools in China	CHN-COS (R)	Other	1	-	-	-	1	0	0%
Vietnam Anti-Doping & Sports Medicine Agency	VADA	NADO	-	-	1	-	1	0	0%
South American RADO	RADO-SAM	RADO	-	-	1	-	1	0	0%
Andorra National Anti-Doping Commission	AGAD	NADO	-	-	1	-	1	0	0%
European Handball Federation	EUR-HAND	Other	1	-	-	-	1	0	0%
International Hockey Federation	FIH	ASOIF	1	-	-	-	1	0	0%
European Swimming League	LEN (R)	Other	1	-	-	-	1	0	0%
International Life Saving Federation	ILSF	ARISF	-	-	1	-	1	0	0%
National Antidoping Agency of the Republic of Moldova	NADO Moldova	NADO	-	-	1	-	1	0	0%
International Table Tennis Federation	ITTF	ASOIF	-	-	1	-	1	0	0%
Israel Football Association	ISR-FB (R)	Other	1	-	-	-	1	0	0%
World Air Sports Federation	FAI	ARISF	-	-	1	-	1	0	0%
Anti-Doping Singapore	ADS	NADO	-	-	1	-	1	0	0%
Cyprus Association of Sports Medicine Scientific Committee	CYP-Comm (R)	Other	-	-	1	-	1	0	0%
World Archery Federation	WA	ASOIF	-	-	1	-	1	0	0%
San Marino Standing Committee on Anti-Doping	SMR-NADO	NADO	1	-	-	-	1	0	0%
World Curling Federation	WCF	AIOWF	-	-	1	-	1	0	0%
Confederation Africaine de Handball	CAHB (R)	Other	1	-	-	-	1	0	0%
International Korfball Federation	IKF	ARISF	1	-	-	-	1	0	0%
International Automobile Federation	FIA	ARISF	1	-	-	-	1	0	0%
International Federation of Bodybuilding and Fitness	IFBB	AIMS	1	-	-	-	1	0	0%
African Football Confederation	CAF	Other	1	-	-	-	1	0	0%
International Boxing Organization	IBO (R)	Other	1	-	-	-	1	0	0%
Italian Powerlifting Federation	ITA-PL (R)	Other	1	-	-	-	1	0	0%
Central Asia RADO	RADOCA-RADO	RADO	-	-	1	-	1	0	0%
Oceania RADO	O-RADO	RADO	1	-	-	-	1	0	0%
National Anti Doping Agency Belize	NADO Belize	NADO	1	1	-	-	1	1	100%
<b>Total</b>			<b>1,254</b>	<b>33</b>	<b>2,334</b>	<b>14</b>	<b>3,588</b>	<b>47</b>	<b>1.31%</b>



**Table 11: ESA Tests Conducted per Testing Authority (Urine)**

Testing Authority	TA Category	ADAMS Code	IC		OOC		Total Samples	Total AAFs	% AAF
			Samples	AAF	Samples	AAF			
German National Anti-Doping Agency	NADO	NADA	599	-	2643	-	3242	0	0%
International Cycling Union	ASOIF	UCI	1075	1	1181	-	2256	1	0.04%
China Anti-Doping Agency	NADO	CHINADA	498	2	1739	2	2237	4	0.18%
French Anti-Doping Agency	NADO	AFLD-NADO	791	1	928	-	1719	1	0.1%
Russian National Anti-Doping Organization	NADO	RUSADA	506	2	1192	-	1698	2	0.1%
UK Anti-Doping	NADO	UKAD	94	-	1571	-	1665	0	0%
Japan Anti-Doping Agency	NADO	JADA	539	-	921	-	1460	0	0%
Italian National Anti-Doping Agency	NADO	NADO ITALIA	501	1	863	-	1364	1	0.1%
Brasilian Authority on Anti-Doping Control	NADO	ABCD	1176	1	147	-	1323	1	0.1%
US Anti-Doping Agency	NADO	USADA	53	-	1261	-	1314	0	0%
International Biathlon Union	AIOWF	IBU	313	-	511	-	824	0	0%
World Athletics - Athletics Integrity Unit	ASOIF	World Athletics - AIU	240	2	366	-	606	2	0.3%
Portugal Anti-Doping Agency	NADO	ADoP	468	1	109	-	577	1	0.2%
Sport Integrity Australia	NADO	SIA	77	-	454	-	531	0	0%
International Swimming Federation	ASOIF	FINA	19	-	479	-	498	0	0%
Doping Authority Netherlands	NADO	DAN	191	-	300	-	491	0	0%
Polish Anti-Doping Agency	NADO	POLADA	230	1	258	1	488	2	0.4%
Finnish Center for Integrity in Sports	NADO	FINCIS	138	-	343	-	481	0	0%
International Ski Federation	AIOWF	FIS	119	-	358	-	477	0	0%
NADO Flanders	NADO	NADOF	288	1	184	1	472	2	0.4%
Antidoping Switzerland	NADO	ADCH	19	-	446	1	465	1	0.2%
Spain National Anti-Doping Agency	NADO	ESP-NADO	269	-	144	-	413	0	0%
Kazakhstan National Anti-Doping Centre	NADO	KAZ-NADO	27	-	352	-	379	0	0%
National Anti-Doping Agency Austria GmbH	NADO	NADA Austria	52	-	300	-	352	0	0%
Turkish Anti Doping Commission	NADO	TADC	104	-	236	-	340	0	0%
Belarus National Anti-Doping Agency	NADO	BNADA	139	-	190	-	329	0	0%
International Tennis Federation	ASOIF	ITF	70	-	256	-	326	0	0%
Canadian Centre for Ethics in Sport	NADO	CCES	1	-	323	-	324	0	0%
Korea Anti-Doping Agency	NADO	KADA	120	-	186	-	306	0	0%
Romanian National Anti-Doping Agency	NADO	ANAD-Romania	136	-	155	-	291	0	0%
Union of European Football Associations	Other	UEFA	20	-	259	-	279	0	0%
National Anti-doping Center of Ukraine	NADO	NADC Ukraine	119	-	155	-	274	0	0%
National Anti Doping Agency -India	NADO	IND-NADO	161	1	94	-	255	1	0.4%
Anti-Doping Norway	NADO	ADNO	55	-	198	-	253	0	0%
Hungarian Anti-Doping Agency	NADO	HUNADO	115	1	134	1	249	2	0.8%
Sport Ireland	NADO	SI	8	-	234	-	242	0	0%
Anti-Doping Sweden	NADO	ADSE	65	-	147	-	212	0	0%
CHN-National Federations in China	Other	CHN-NF (R)	145	-	65	-	210	0	0%
Chilean National Anti-Doping Commission	NADO	CHI-NADO	87	-	121	-	208	0	0%
Mexican National Anti-Doping Committee	NADO	MEX-NADO	76	-	129	-	205	0	0%
Colombian NADO	NADO	COL-NADO	25	-	170	2	195	2	1.0%
Saudi Arabian Antidoping Committee	NADO	KSA-NADO	89	-	97	-	186	0	0%
World Rugby	ASOIF	World Rugby	23	-	160	-	183	0	0%
Anti-Doping Denmark	NADO	ADD	48	-	134	-	182	0	0%
Azerbaijan National Anti-Doping Agency	NADO	AMADA	27	-	153	-	180	0	0%
Anti-Doping Agency of Kenya	NADO	ADAK	17	-	161	-	178	0	0%
South American Football Confederation	Other	CONMEBOL	170	-	8	-	178	0	0%
International Triathlon Union	ASOIF	ITU	131	-	46	-	177	0	0%
French Community of Belgium NADO	NADO	BEL-CFWB	64	1	105	-	169	1	0.6%
Czech Anti-Doping Committee	NADO	CADC	131	-	36	-	167	0	0%
Badminton World Federation	ASOIF	BWF	-	-	161	-	161	0	0%
Argentina National Anti-Doping Agency	NADO	ARG-CNAD	53	1	106	1	159	2	1%
Drug Free Sport New Zealand	NADO	DFSNZ	12	-	143	-	155	0	0%
International Paralympic Committee	OTHER-CS	IPC	18	-	109	-	127	0	0%
Anti-Doping Agency of Serbia	NADO	ADAS	61	-	59	-	120	0	0%
National Anti-Doping agency of Uzbekistan	NADO	UZNADA	51	-	67	1	118	1	1%
Slovak Anti-Doping Agency	NADO	SADA	34	-	83	-	117	0	0%
Anti-Doping Commission, Chinese Taipei Olympic Committe	NADO	CTADA	102	-	13	1	115	1	0.9%

**Table 11: ESA Tests Conducted per Testing Authority (Urine) - continued**

Testing Authority	TA Category	ADAMS Code	Urine						
			IC Samples	IC AAF	OOC Samples	OOC AAF	Total Samples	Total AAFs	% AAF
Luxembourg NADO	NADO	ALAD	30	-	75	-	105	0	0%
Bulgarian Anti-doping Center	NADO	BUL-NADO	33	-	72	-	105	0	0%
Qatar Antidoping Commission	NADO	QADC	12	-	91	-	103	0	0%
Cuban National Anti-Doping Agency	NADO	CUB-NADO	20	-	82	-	102	0	0%
HADA - Hellenic Antidoping Agency	NADO	EOKAN	82	-	18	-	100	0	0%
Jamaica Anti-Doping Commission	NADO	JADCO	10	-	86	-	96	0	0%
Morocco National Olympic Committee	NADO	CNOM	22	-	72	-	94	0	0%
Doping Control Agency of Thailand	NADO	DCAT	40	-	51	-	91	0	0%
Estonian Anti-Doping Agency	NADO	EADA	16	-	74	-	90	0	0%
World Rowing	ASOIF	FISA	1	-	88	-	89	0	0%
Monaco Anti-Doping Committee	NADO	CMA Monaco	19	-	69	-	88	0	0%
International Olympic Committee	OTHER-CS	IOC	49	-	37	-	86	0	0%
Croatian Institute of Public Health	NADO	CIPH	30	-	55	-	85	0	0%
Slovenian Antidoping Organization	NADO	SLOADO	27	-	58	-	85	0	0%
Ethiopian Anti doping Organization	NADO	ETH-NADO	29	-	55	-	84	0	0%
International Skating Union	AIOWF	ISU	29	-	53	-	82	0	0%
International Weightlifting Federation	ASOIF	IWF	13	-	63	-	76	0	0%
Lithuanian Anti-Doping Agency	NADO	LTU-NADO	13	-	55	-	68	0	0%
United World Wrestling	ASOIF	UWW	17	-	50	-	67	0	0%
Anti-Doping Bureau of Latvia	NADO	LAT-NADO	7	-	56	-	63	0	0%
United Arab Emirates National Anti-doping Committee	NADO	UAE-NADO	32	-	30	-	62	0	0%
Basque Anti-Doping Agency	Other	ESP-Vasco (R)	46	-	14	-	60	0	0%
International Cricket Council	ARISF	ICC	21	-	38	-	59	0	0%
International Basketball Federation	ASOIF	FIBA	30	-	23	-	53	0	0%
Asian Football Confederation	Other	AFC	52	-	-	-	52	0	0%
Peru National Anti-Doping Commission	NADO	CONAD PERU	17	-	34	-	51	0	0%
International Canoe Federation	ASOIF	ICF	3	-	47	-	50	0	0%
Egyptian National Anti-doping Organization	NADO	EGY-NADO	14	-	35	-	49	0	0%
Hong Kong Anti-Doping Committee	NADO	HKG-ADC	1	-	47	1	48	1	2%
Guatemala NADO	NADO	GUA-OAD	48	-	-	-	48	0	0%
Agency for Anti-Doping Control of Bosnia and Herzegovina	NADO	BiH-NADO	23	-	24	-	47	0	0%
International Boxing Association	ASOIF	AIBA	-	-	43	-	43	0	0%
International Judo Federation	ASOIF	IJF	23	-	19	-	42	0	0%
Israeli NADO	NADO	ISR-NADO	21	-	17	-	38	0	0%
I.R Iran National Anti-Doping Organization	NADO	IRI-NADO	23	-	15	-	38	0	0%
Anti-Doping Commission of Malta	NADO	MLT-NADO	18	-	19	-	37	0	0%
Anti-Doping Agency of Malaysia	NADO	ADAMAS	1	-	30	-	31	0	0%
International Gymnastics Federation	ASOIF	FIG	8	-	22	-	30	0	0%
South African Institute for Drug-Free Sport	NADO	SAIDS	14	-	16	-	30	0	0%
Common Community Commission (Brussels)	NADO	COCOM	8	-	19	-	27	0	0%
International Ice Hockey Federation	AIOWF	IIHF	13	-	14	-	27	0	0%
International Handball Federation	ASOIF	IHF	-	-	24	-	24	0	0%
World Triathlon Corporation	OTHER-CS	IRONMAN	10	-	14	-	24	0	0%
Trinidad and Tobago Olympic Committee	NADO	TTOC	-	-	23	-	23	0	0%
World Taekwondo	ASOIF	WT	9	-	14	-	23	0	0%
Africa Zone VI RADO	RADO	AFR-RADO-VI	11	-	11	-	22	0	0%
Cyprus Anti-Doping Authority	NADO	CYADA	22	-	-	-	22	0	0%
Bermuda Sport Anti- Doping Authority	NADO	BSADA	6	-	15	-	21	0	0%
Eastern Europe RADO	RADO	E-EUR-RADO	-	-	21	-	21	0	0%
Georgian Anti-Doping Agency	NADO	GEO-NADO	1	-	19	-	20	0	0%
Central Asia RADO	RADO	RADOCA-RADO	-	-	19	-	19	0	0%
Bahamas Anti-Doping Commission	NADO	BADC	-	-	18	-	18	0	0%
International Bobsleigh and Skeleton Federation	AIOWF	IBSF	8	-	10	-	18	0	0%
Thailand University Sport Board	Other	THA-UNI (R)	18	-	-	-	18	0	0%
Anti-Doping Paraguay	NADO	PAR-NADO	18	-	-	-	18	0	0%
National Anti-Doping Agency of Tunisia	NADO	ANAD	1	-	16	-	17	0	0%
World Karate Federation	ARISF	WKF	7	-	9	-	16	0	0%
European Athletics Association	Other	EA	16	-	-	-	16	0	0%

**Table 11: ESA Tests Conducted per Testing Authority (Urine) - continued**

Testing Authority	TA Category	ADAMS Code	Urine						
			IC Samples	IC AAF	OOC Samples	OOC AAF	Total Samples	Total AAFs	% AAF
International Fencing Federation	ASOIF	FIE	2	-	12	-	14	0	0%
CHN-Colleges or Schools in China	Other	CHN-COS (R)	13	-	-	-	13	0	0%
Algerian National Anti-Doping Organization	NADO	ALG-NADO	6	-	7	-	13	0	0%
Italian Ministry of Health Departement	Other	CVD-Italia (R)	12	-	-	-	12	0	0%
World Baseball Softball Confederation	ARISF	WBSC	5	-	7	-	12	0	0%
Africa Zone II & III RADO	RADO	AFR-RADO-II-III	-	-	12	-	12	0	0%
Association of Rowing Clubs	Other	ACT (R)	-	-	12	-	12	0	0%
International Hockey Federation	ASOIF	FIH	11	-	-	-	11	0	0%
South American RADO	RADO	RADO-SAM	-	-	11	-	11	0	0%
Ecuador NADO	NADO	ECU-NADO	11	-	-	-	11	0	0%
Anti-Doping Singapore	NADO	ADS	-	-	11	-	11	0	0%
World Skate	ARISF	WSK	2	-	8	-	10	0	0%
South East Asia RADO	RADO	SE-ASIA-RADO	-	-	9	-	9	0	0%
Nigerian National Anti-Doping Committee	NADO	NGR-NADO	-	-	9	-	9	0	0%
World Underwater Federation	ARISF	CMAS	6	-	3	-	9	0	0%
International Sambo Federation	ARISF	FIAS	7	-	2	-	9	0	0%
International Equestrian Federation	ASOIF	FEI	-	-	9	-	9	0	0%
Costa Rica NADO	NADO	CRC-NADO	5	-	4	-	9	0	0%
World Squash Federation	ARISF	WSF	-	-	8	-	8	0	0%
National Antidoping Agency of the Republic of Moldova	NADO	NADO Moldova	2	-	6	-	8	0	0%
Armenian National Anti-Doping Organization	NADO	ARM-NADO	-	-	8	-	8	0	0%
International Automobile Federation	ARISF	FIA	6	-	2	-	8	0	0%
International Federation of Football Associations	ASOIF	FIFA	3	-	5	-	8	0	0%
European Swimming League	Other	LEN (R)	8	-	-	-	8	0	0%
International Ski Mountaineering Federation	ARISF	ISMF	3	-	4	-	7	0	0%
Uruguay Anti-Doping	NADO	URU-NADO	7	-	-	-	7	0	0%
Andorra National Anti-Doping Commission	NADO	AGAD	1	-	6	-	7	0	0%
Bahrain Anti-Doping Committee	NADO	BRN-NADO	7	-	-	-	7	0	0%
International Table Tennis Federation	ASOIF	ITTF	-	-	6	-	6	0	0%
National Anti Doping Agency Belize	NADO	NADO Belize	6	-	-	-	6	0	0%
Bay of Biscay Rowing Association	Other	ESP-ARC (R)	-	-	6	-	6	0	0%
Oman Anti-Doping Committee	NADO	OADC	6	-	-	-	6	0	0%
International Modern Pentathlon Union	ASOIF	UIPM	1	-	5	-	6	0	0%
Others in China	Other	China-Others (R)	6	-	-	-	6	0	0%
Liechtenstein Olympic Committee	NADO	LOC	-	-	6	-	6	0	0%
National Olympic and Sports Association of Iceland	NADO	ISL-NADO	5	-	1	-	6	0	0%
Hong Kong Amateur Swimming Association	Other	HKG-AQ (R)	5	-	-	-	5	0	0%
World Association of Kickboxing Organizations	ARISF	WAKO	-	-	5	-	5	0	0%
Africa Zone I RADO	RADO	AFR-RADO-I	-	-	5	-	5	0	0%
Sri Lanka Anti Doping Agency	NADO	SRI-NADO	1	-	4	-	5	0	0%
World Sailing	ASOIF	WS	4	-	-	-	4	0	0%
Six Nations Rugby Limited	Other	GBR-SNRL (R)	4	-	-	-	4	0	0%
West Asia RADO	RADO	W-ASIA-RADO	-	-	4	-	4	0	0%
International Orienteering Federation	ARISF	IOF	4	-	-	-	4	0	0%
Africa Zone V RADO	RADO	AFR-RADO-V	4	-	-	-	4	0	0%
World Netball	ARISF	INF	-	-	3	-	3	0	0%
Ju-Jitsu International Federation	AIMS	JJIF	-	-	3	-	3	0	0%
International Floorball Federation	ARISF	IFF	-	-	3	-	3	0	0%
Central American and Caribbean Athletic Association	Other	NACAC (R)	3	-	-	-	3	0	0%
Cameroon Anti-Doping Organisation	NADO	OCALUDS	2	-	1	-	3	0	0%
International Motorcycling Federation	ARISF	FIM	3	-	-	-	3	0	0%
International Surfing Association	ARISF	ISA	-	-	3	-	3	0	0%
International Wheelchair Basketball Federation	OTHER-CS	IWBF	3	-	-	-	3	0	0%
International Korfbal Federation	ARISF	IKF	-	-	3	-	3	0	0%
DFSF Drug Free Sports Fiji	NADO	FIJ-NADO	2	-	-	-	2	0	0%
International University Sport Federation	OTHER-CS	FISU	2	-	-	-	2	0	0%
Bangladesh Cricket Board	Other	BAN-BCB (R)	2	-	-	-	2	0	0%
Oceania RADO	RADO	O-RADO	2	-	-	-	2	0	0%

Table 11: ESA Tests Conducted per Testing Authority (Urine) - continued

Testing Authority	TA Category	ADAMS Code	Urine						
			IC Samples	IC AAF	OOB Samples	OOB AAF	Total Samples	Total AAFs	% AAF
International Dragon Boat Federation	AIMS	IDBF	-	-	2	-	2	0	0%
International Federation of Muaythai Associations	ARISF	IFMA	-	-	2	-	2	0	0%
National Antidoping Organization of Albania	NADO	ALB-NADO	-	-	2	-	2	0	0%
International Savate Federation	AIMS	FIS-Savate	-	-	2	-	2	0	0%
Venezuela NADO	NADO	VEN-NADO	2	-	-	-	2	0	0%
International Climbing and Mountaineering Federation	ARISF	UIAA	-	-	2	-	2	0	0%
International Kendo Federation	AIMS	FIK	-	-	1	-	1	0	0%
Hellenic Swimming Federation	Other	GRE-AQ (R)	1	-	-	-	1	0	0%
Asian Volleyball Confederation	Other	AVC-VB (R)	1	-	-	-	1	0	0%
USA Swimming	Other	USA-SW (R)	1	-	-	-	1	0	0%
Ukrainian Athletics Federation	Other	UKR-AQ (R)	1	-	-	-	1	0	0%
International Federation of Sport Climbing	ARISF	IFSC	-	-	1	-	1	0	0%
Confederation Africaine de Handball	Other	CAHB (R)	1	-	-	-	1	0	0%
Italian Swimming Federation	Other	ITA-AQ (R)	1	-	-	-	1	0	0%
World Lacrosse	ARISF	WL	-	-	1	-	1	0	0%
European Judo Union	Other	EJU (R)	1	-	-	-	1	0	0%
World Wheelchair Rugby	OTHER-CS	IWRF	1	-	-	-	1	0	0%
World Anti-Doping Agency	OTHER-CS	WADA-AMA	-	-	1	-	1	0	0%
International Life Saving Federation	ARISF	ILSF	-	-	1	-	1	0	0%
International Powerlifting Federation	AIMS	IPF	-	-	1	-	1	0	0%
International Federation of American Football	ARISF	IFAF	-	-	1	-	1	0	0%
International Racquetball Federation	ARISF	IRF	-	-	1	-	1	0	0%
National Olympic Committee of Iraq	NADO	NOC-IRAQ	-	-	1	-	1	0	0%
<b>Totals</b>			<b>11993</b>	<b>17</b>	<b>23954</b>	<b>12</b>	<b>35,947</b>	<b>29</b>	<b>0.08%</b>

Table 12: ESA Tests Conducted per Testing Authority (Blood)

Testing Authority	TA Category	ADAMS Code	Blood						
			IC Samples	IC AAF	OOC Samples	OOC AAF	Total Samples	Total AAFs	% AAF
International Cycling Union	ASOIF	UCI	261	-	105	-	366	0	0%
China Anti-Doping Agency	NADO	CHINADA	44	-	178	3	222	3	1.4%
Colombian NADO	NADO	COL-NADO	36	-	185	-	221	0	0%
Doping Authority Netherlands	NADO	DAN	27	-	100	-	127	0	0%
German National Anti-Doping Agency	NADO	NADA	7	-	104	-	111	0	0%
Japan Anti-Doping Agency	NADO	JADA	27	-	83	-	110	0	0%
Brasilian Authority on Anti-Doping Control	NADO	ABCD	53	-	4	-	57	0	0%
World Athletics - Athletics Integrity Unit	ASOIF	World Athletics - AIU	-	-	55	-	55	0	0%
International Federation of Football Associations	ASOIF	FIFA	-	-	53	-	53	0	0%
Spain National Anti-Doping Agency	NADO	ESP-NADO	13	-	32	-	45	0	0%
Korea Anti-Doping Agency	NADO	KADA	-	-	43	-	43	0	0%
Russian National Anti-Doping Organization	NADO	RUSADA	25	-	17	-	42	0	0%
Sport Ireland	NADO	SI	-	-	38	-	38	0	0%
Luxembourg NADO	NADO	ALAD	-	-	37	-	37	0	0%
International Ski Federation	AIOWF	FIS	-	-	37	-	37	0	0%
French Anti-Doping Agency	NADO	AFLD-NADO	7	-	25	-	32	0	0%
International Triathlon Union	ASOIF	ITU	-	-	28	-	28	0	0%
Antidoping Switzerland	NADO	ADCH	1	-	24	-	25	0	0%
Anti-Doping Norway	NADO	ADNO	-	-	21	-	21	0	0%
International Biathlon Union	AIOWF	IBU	1	-	20	-	21	0	0%
Anti-Doping Sweden	NADO	ADSE	1	-	19	-	20	0	0%
International Tennis Federation	ASOIF	ITF	-	-	17	-	17	0	0%
Canadian Centre for Ethics in Sport	NADO	CCES	-	-	17	-	17	0	0%
Finnish Center for Integrity in Sports	NADO	FINCIS	-	-	10	-	10	0	0%
Turkish Anti Doping Commission	NADO	TADC	5	-	4	-	9	0	0%
International Canoe Federation	ASOIF	ICF	-	-	9	-	9	0	0%
UK Anti-Doping	NADO	UKAD	-	-	8	-	8	0	0%
United Arab Emirates National Anti-doping Committee	NADO	UAE-NADO	8	-	-	-	8	0	0%
International Skating Union	AIOWF	ISU	6	-	1	-	7	0	0%
Argentina National Anti-Doping Agency	NADO	ARG-CNAD	2	-	4	-	6	0	0%
International Swimming Federation	ASOIF	FINA	-	-	6	-	6	0	0%
Morocco National Olympic Committee	NADO	CNOM	-	-	5	-	5	0	0%
US Anti-Doping Agency	NADO	USADA	-	-	5	-	5	0	0%
Costa Rica NADO	NADO	CRC-NADO	-	-	5	-	5	0	0%
International Basketball Federation	ASOIF	FIBA	-	-	3	-	3	0	0%
International Korfball Federation	ARISF	IKF	-	-	3	-	3	0	0%
Italian National Anti-Doping Agency	NADO	NADO ITALIA	-	-	3	-	3	0	0%
National Anti-Doping Agency Austria GmbH	NADO	NADA Austria	-	-	3	-	3	0	0%
Israeli NADO	NADO	ISR-NADO	-	-	2	-	2	0	0%
Badminton World Federation	ASOIF	BWF	-	-	1	-	1	0	0%
World Anti-Doping Agency	OTHER-CS	WADA-AMA	-	-	1	-	1	0	0%
Anti-Doping Bureau of Latvia	NADO	LAT-NADO	-	-	1	-	1	0	0%
Common Community Commission (Brussels)	NADO	COCOM	-	-	1	-	1	0	0%
Azerbaijan National Anti-Doping Agency	NADO	AMADA	-	-	1	-	1	0	0%
International Weightlifting Federation	ASOIF	IWF	-	-	1	-	1	0	0%
Lithuanian Anti-Doping Agency	NADO	LTU-NADO	-	-	1	-	1	0	0%
International Judo Federation	ASOIF	IJF	-	-	1	-	1	0	0%
<b>Totals</b>			<b>524</b>	<b>0</b>	<b>1321</b>	<b>3</b>	<b>1,845</b>	<b>3</b>	<b>0.2%</b>

Table 13: GHRF (GHS/GHRP) Tests Conducted per Testing Authority (Urine)

Testing Authority	TA Category	ADAMS Code	IC		OOC		Total Samples	Total AAFs	% AAF
			Samples	AAF	Samples	AAF			
US Anti-Doping Agency	NADO	USADA	1162	-	6316	1	7478	1	0.01%
French Anti-Doping Agency	NADO	AFLD-NADO	856	-	1951	-	2807	0	0%
German National Anti-Doping Agency	NADO	NADA	518	-	1801	-	2319	0	0%
International Tennis Federation	ASOIF	ITF	1463	1	526	-	1989	1	0.1%
China Anti-Doping Agency	NADO	CHINADA	359	-	1377	-	1736	0	0%
Brasilian Authority on Anti-Doping Control	NADO	ABCD	1512	-	152	-	1664	0	0%
UK Anti-Doping	NADO	UKAD	43	-	1411	-	1454	0	0%
Japan Anti-Doping Agency	NADO	JADA	507	-	919	-	1426	0	0%
International Cycling Union	ASOIF	UCI	639	-	697	-	1336	0	0%
Russian National Anti-Doping Organization	NADO	RUSADA	344	1	904	-	1248	1	0.1%
Canadian Centre for Ethics in Sport	NADO	CCES	185	-	850	-	1035	0	0%
Italian National Anti-Doping Agency	NADO	NADO ITALIA	298	-	605	-	903	0	0%
Polish Anti-Doping Agency	NADO	POLADA	190	-	430	-	620	0	0%
Spain National Anti-Doping Agency	NADO	ESP-NADO	327	-	257	1	584	1	0.2%
Sport Integrity Australia	NADO	SIA	91	1	479	1	570	2	0.4%
International Weightlifting Federation	ASOIF	IWF	115	-	432	-	547	0	0%
Portugal Anti-Doping Agency	NADO	ADoP	395	-	81	-	476	0	0%
Korea Anti-Doping Agency	NADO	KADA	242	-	194	-	436	0	0%
Doping Authority Netherlands	NADO	DAN	193	-	239	-	432	0	0%
International Biathlon Union	AIOWF	IBU	112	-	313	-	425	0	0%
Antidoping Switzerland	NADO	ADCH	18	-	380	-	398	0	0%
Romanian National Anti-Doping Agency	NADO	ANAD-Romania	143	-	230	-	373	0	0%
Finnish Center for Integrity in Sports	NADO	FINCIS	115	-	221	-	336	0	0%
International Swimming Federation	ASOIF	FINA	23	-	301	-	324	0	0%
Kazakhstan National Anti-Doping Centre	NADO	KAZ-NADO	41	1	269	-	310	1	0.3%
World Athletics - Athletics Integrity Unit	ASOIF	World Athletics - AIU	4	-	290	-	294	0	0%
Turkish Anti Doping Commission	NADO	TADC	70	-	207	1	277	1	0.4%
Jamaica Anti-Doping Commission	NADO	JADCO	45	-	215	-	260	0	0%
Israeli NADO	NADO	ISR-NADO	119	-	138	-	257	0	0%
National Anti-doping Center of Ukraine	NADO	NADC Ukraine	96	-	156	-	252	0	0%
Belarus National Anti-Doping Agency	NADO	BNADA	80	-	149	-	229	0	0%
Chilean National Anti-Doping Commission	NADO	CHI-NADO	93	-	129	-	222	0	0%
International Paralympic Committee	OTHER-CS	IPC	35	-	186	-	221	0	0%
Sport Ireland	NADO	SI	10	-	210	-	220	0	0%
World Rugby	ASOIF	World Rugby	52	-	167	-	219	0	0%
International Ski Federation	AIOWF	FIS	4	-	215	-	219	0	0%
Doping Control Agency of Thailand	NADO	DCAT	66	-	148	-	214	0	0%
Anti-Doping Sweden	NADO	ADSE	46	-	167	-	213	0	0%
Anti-Doping Norway	NADO	ADNO	51	-	161	-	212	0	0%
NADO Flanders	NADO	NADOF	93	-	102	-	195	0	0%
Mexican National Anti-Doping Committee	NADO	MEX-NADO	68	-	126	-	194	0	0%
Saudi Arabian Antidoping Committee	NADO	KSA-NADO	89	-	96	-	185	0	0%
National Anti-Doping Agency Austria GmbH	NADO	NADA Austria	7	-	175	-	182	0	0%
South American Football Confederation	Other	CONMEBOL	173	-	8	-	181	0	0%
Anti-Doping Denmark	NADO	ADD	55	-	124	-	179	0	0%
National Anti Doping Agency -India	NADO	IND-NADO	99	1	76	-	175	1	0.6%
Hungarian Anti-Doping Agency	NADO	HUNADO	76	-	78	-	154	0	0%
Badminton World Federation	ASOIF	BWF	-	-	146	-	146	0	0%
Colombian NADO	NADO	COL-NADO	22	-	123	1	145	1	0.7%
National Anti-Doping agency of Uzbekistan	NADO	UZNADA	51	-	85	-	136	0	0%
Argentina National Anti-Doping Agency	NADO	ARG-CNAD	53	-	81	-	134	0	0%
Anti-Doping Agency of Serbia	NADO	ADAS	67	-	65	-	132	0	0%
Azerbaijan National Anti-Doping Agency	NADO	AMADA	22	-	105	-	127	0	0%
Czech Anti-Doping Committee	NADO	CADC	91	-	34	-	125	0	0%
Cuban National Anti-Doping Agency	NADO	CUB-NADO	14	-	105	-	119	0	0%
Anti-Doping Commission, Chinese Taipei Olympic Committee	NADO	CTADA	106	1	12	-	118	1	0.8%
CHN-National Federations in China	Other	CHN-NF (R)	61	-	48	-	109	0	0%
International Ice Hockey Federation	AIOWF	IIHF	64	-	42	-	106	0	0%

**Table 13: GHRF (GHS/GHRP) Tests Conducted per Testing Authority (Urine) - continued**

Testing Authority	TA Category	ADAMS Code	IC		OOC		Total	Total	%
			Samples	AAF	Samples	AAF	Samples	AAFs	AAF
Qatar Antidoping Commission	NADO	QADC	2	-	91	-	93	0	0%
Anti-Doping Bureau of Latvia	NADO	LAT-NADO	6	-	83	-	89	0	0%
Lithuanian Anti-Doping Agency	NADO	LTU-NADO	11	-	77	-	88	0	0%
French Community of Belgium NADO	NADO	BEL-CFWB	32	-	55	-	87	0	0%
Drug Free Sport New Zealand	NADO	DFSNZ	7	-	78	-	85	0	0%
International Skating Union	AIOWF	ISU	35	-	47	-	82	0	0%
United World Wrestling	ASOIF	UWW	47	-	35	-	82	0	0%
Bulgarian Anti-doping Center	NADO	BUL-NADO	25	-	54	-	79	0	0%
I.R Iran National Anti-Doping Organization	NADO	IRI-NADO	41	-	36	-	77	0	0%
Slovak Anti-Doping Agency	NADO	SADA	17	-	57	-	74	0	0%
International Judo Federation	ASOIF	IJF	25	-	48	-	73	0	0%
Egyptian National Anti-doping Organization	NADO	EGY-NADO	26	-	44	-	70	0	0%
HADA - Hellenic Antidoping Agency	NADO	EOKAN	49	-	21	-	70	0	0%
International Gymnastics Federation	ASOIF	FIG	23	-	45	-	68	0	0%
International Cricket Council	ARISF	ICC	-	-	67	-	67	0	0%
Luxembourg NADO	NADO	ALAD	5	-	60	-	65	0	0%
Croatian Institute of Public Health	NADO	CIPH	36	-	29	-	65	0	0%
Ethiopian Anti doping Organization	NADO	ETH-NADO	11	-	53	-	64	0	0%
International Powerlifting Federation	AIMS	IPF	-	-	62	1	62	1	1.6%
United Arab Emirates National Anti-doping Committee	NADO	UAE-NADO	29	-	33	-	62	0	0%
International Triathlon Union	ASOIF	ITU	44	-	17	-	61	0	0%
Guatemala NADO	NADO	GUA-OAD	60	1	-	-	60	1	1.7%
World Rowing	ASOIF	FISA	1	-	58	-	59	0	0%
Monaco Anti-Doping Committee	NADO	CMA Monaco	10	-	48	-	58	0	0%
Estonian Anti-Doping Agency	NADO	EADA	8	-	48	-	56	0	0%
International Basketball Federation	ASOIF	FIBA	30	-	25	-	55	0	0%
Hong Kong Anti-Doping Committee	NADO	HKG-ADC	2	-	44	-	46	0	0%
Slovenian Antidoping Organization	NADO	SLOADO	20	-	25	-	45	0	0%
International Boxing Association	ASOIF	AIBA	-	-	45	-	45	0	0%
International Bobsleigh and Skeleton Federation	AIOWF	IBSF	25	-	20	-	45	0	0%
International Canoe Federation	ASOIF	ICF	-	-	44	-	44	0	0%
Peru National Anti-Doping Commission	NADO	CONAD PERU	16	-	26	-	42	0	0%
International Olympic Committee	OTHER-CS	IOC	27	-	15	-	42	0	0%
Agency for Anti-Doping Control of Bosnia and Herzegovina	NADO	BIH-NADO	17	-	18	-	35	0	0%
Caribbean RADO	RADO	CAR-RADO	1	-	33	-	34	0	0%
Anti-Doping Commission of Malta	NADO	MLT-NADO	15	-	16	-	31	0	0%
International Fencing Federation	ASOIF	FIE	10	-	19	-	29	0	0%
World Taekwondo	ASOIF	WT	8	-	18	-	26	0	0%
Cyprus Anti-Doping Authority	NADO	CYADA	25	-	-	-	25	0	0%
International Handball Federation	ASOIF	IHF	-	-	24	-	24	0	0%
Anti-Doping Agency of Kenya	NADO	ADAK	7	-	17	-	24	0	0%
Trinidad and Tobago Olympic Committee	NADO	TTOC	-	-	23	-	23	0	0%
Bahamas Anti-Doping Commission	NADO	BADC	4	-	19	-	23	0	0%
Georgian Anti-Doping Agency	NADO	GEO-NADO	1	-	20	-	21	0	0%
Common Community Commission (Brussels)	NADO	COCOM	8	-	13	-	21	0	0%
Eastern Europe RADO	RADO	E-EUR-RADO	-	-	21	-	21	0	0%
Bermuda Sport Anti- Doping Authority	NADO	BSADA	6	-	14	-	20	0	0%
Central Asia RADO	RADO	RADOCA-RADO	-	-	20	-	20	0	0%
World Archery Federation	ASOIF	WA	18	-	-	-	18	0	0%
World Baseball Softball Confederation	ARISF	WBSC	5	-	13	-	18	0	0%
National Anti-Doping Agency of Tunisia	NADO	ANAD	1	-	17	-	18	0	0%
World Karate Federation	ARISF	WKF	8	-	9	-	17	0	0%
Africa Zone VI RADO	RADO	AFR-RADO-VI	7	-	10	-	17	0	0%
Thailand University Sport Board	Other	THA-UNI (R)	17	-	-	-	17	0	0%
International Luge Federation	AIOWF	FIL	5	-	11	-	16	0	0%
Africa Zone II & III RADO	RADO	AFR-RADO-II-III	-	-	16	-	16	0	0%
International Federation of Bodybuilding and Fitness	AIMS	IFBB	15	-	-	-	15	0	0%
National Olympic and Sports Association of Iceland	NADO	ISL-NADO	12	-	3	-	15	0	0%

Table 13: GHRF (GHS/GHRP) Tests Conducted per Testing Authority (Urine) - continued

Testing Authority	TA Category	ADAMS Code	IC		OOC		Total Samples	Total AAFs	% AAF
			Samples	AAF	Samples	AAF			
Anti-Doping Agency of Panama	NADO	PAN-NADO	5	-	9	-	14	0	0%
Central American RADO	RADO	RADO-CAM	-	-	13	-	13	0	0%
Association of Rowing Clubs	Other	ACT (R)	-	-	12	-	12	0	0%
Lembaga Anti-Doping Indonesia	NADO	LADI	-	-	12	-	12	0	0%
Morocco National Olympic Committee	NADO	CNOM	1	-	11	-	12	0	0%
South African Institute for Drug-Free Sport	NADO	SAIDS	3	-	9	-	12	0	0%
Sri Lanka Anti Doping Agency	NADO	SRI-NADO	4	-	8	-	12	0	0%
Anti-Doping Paraguay	NADO	PAR-NADO	9	-	3	-	12	0	0%
World Curling Federation	AIOWF	WCF	-	-	11	-	11	0	0%
Venezuela NADO	NADO	VEN-NADO	11	-	-	-	11	0	0%
World Triathlon Corporation	OTHER-CS	IRONMAN	1	-	9	-	10	0	0%
South East Asia RADO	RADO	SE-ASIA-RADO	-	-	10	-	10	0	0%
World Skate	ARISF	WSK	2	-	8	-	10	0	0%
International Surfing Association	ARISF	ISA	-	-	10	-	10	0	0%
Basque Anti-Doping Agency	Other	ESP-Vasco (R)	10	-	-	-	10	0	0%
South American RADO	RADO	RADO-SAM	-	-	9	-	9	0	0%
International Hockey Federation	ASOIF	FIH	9	-	-	-	9	0	0%
International Volleyball Federation	ASOIF	FIVB	9	-	-	-	9	0	0%
International Blind Sport Association	OTHER-CS	IBSA	8	-	-	-	8	0	0%
International Equestrian Federation	ASOIF	FEI	-	-	8	-	8	0	0%
National Antidoping Agency of the Republic of Moldova	NADO	NADO Moldova	3	-	5	-	8	0	0%
European Swimming League	Other	LEN (R)	8	-	-	-	8	0	0%
International Table Tennis Federation	ASOIF	ITTF	4	-	3	-	7	0	0%
International Sambo Federation	ARISF	FIAS	5	-	2	-	7	0	0%
Armenian National Anti-Doping Organization	NADO	ARM-NADO	-	-	7	-	7	0	0%
World Underwater Federation	ARISF	CMAS	3	-	4	-	7	0	0%
International Federation of American Football	ARISF	IFAF	-	-	7	-	7	0	0%
Nigerian National Anti-Doping Committee	NADO	NGR-NADO	-	-	6	-	6	0	0%
World Paravolley	OTHER-CS	WPV	5	-	1	-	6	0	0%
World Wheelchair Rugby	OTHER-CS	IWRF	6	-	-	-	6	0	0%
Ju-Jitsu International Federation	AIMS	JJIF	-	-	5	-	5	0	0%
International Dragon Boat Federation	AIMS	IDBF	-	-	5	-	5	0	0%
Liechtenstein Olympic Committee	NADO	LOC	-	-	5	-	5	0	0%
Hong Kong Amateur Swimming Association	Other	HKG-AQ (R)	5	-	-	-	5	0	0%
World Sailing	ASOIF	WS	5	-	-	-	5	0	0%
International Federation Icestocksport	ARISF	IFI	2	-	3	-	5	0	0%
International Federation of Muaythai Associations	ARISF	IFMA	-	-	5	-	5	0	0%
Uruguay Anti-Doping	NADO	URU-NADO	2	-	2	-	4	0	0%
Costa Rica NADO	NADO	CRC-NADO	3	-	1	-	4	0	0%
National Antidoping Organization of Albania	NADO	ALB-NADO	2	-	2	-	4	0	0%
International Modern Pentathlon Union	ASOIF	UIPM	1	-	3	-	4	0	0%
Africa Zone I RADO	RADO	AFR-RADO-I	-	-	4	-	4	0	0%
West Asia RADO	RADO	W-ASIA-RADO	-	-	4	-	4	0	0%
International Federation of Sport Climbing	ARISF	IFSC	2	-	2	-	4	0	0%
World Squash Federation	ARISF	WSF	-	-	3	-	3	0	0%
World Association of Kickboxing Organizations	ARISF	WAKO	-	-	3	-	3	0	0%
Andorra National Anti-Doping Commission	NADO	AGAD	-	-	3	-	3	0	0%
International Racquetball Federation	ARISF	IRF	-	-	3	-	3	0	0%
International Wheelchair Basketball Federation	OTHER-CS	IWBF	3	-	-	-	3	0	0%
Anti-Doping Singapore	NADO	ADS	-	-	3	-	3	0	0%
International Korfball Federation	ARISF	IKF	-	-	3	-	3	0	0%
Central American and Caribbean Athletic Association	Other	NACAC (R)	3	-	-	-	3	0	0%
International Floorball Federation	ARISF	IFF	-	-	3	-	3	0	0%
International Waterski & Wakeboard Federation	ARISF	IWWF	-	-	2	-	2	0	0%
World Anti-Doping Agency	OTHER-CS	WADA-AMA	-	-	2	-	2	0	0%
National Anti Doping Agency Belize	NADO	NADO Belize	2	-	-	-	2	0	0%
World Netball	ARISF	INF	-	-	2	-	2	0	0%
Oceania RADO	RADO	O-RADO	2	-	-	-	2	0	0%



**Table 13: GHRF (GHS/GHRP) Tests Conducted per Testing Authority (Urine) - continued**

Testing Authority	TA Category	ADAMS Code	IC		OOC		Total	Total	%
			Samples	AAF	Samples	AAF	Samples	AAFs	AAF
Bangladesh Cricket Board	Other	BAN-BCB (R)	2	-	-	-	2	0	0%
International Savate Federation	AIMS	FIS-Savate	-	-	2	-	2	0	0%
Confederation Africaine de Handball	Other	CAHB (R)	2	-	-	-	2	0	0%
European Athletics Association	Other	EA	1	-	-	-	1	0	0%
Anti-Doping Agency of Malaysia	NADO	ADAMAS	1	-	-	-	1	0	0%
Suriname Anti-Doping Authority	NADO	SUR-NADO	-	-	1	-	1	0	0%
Union of European Football Associations	Other	UEFA	1	-	-	-	1	0	0%
European Judo Union	Other	EJU (R)	1	-	-	-	1	0	0%
International Orienteering Federation	ARISF	IOF	1	-	-	-	1	0	0%
Africa Zone V RADO	RADO	AFR-RADO-V	1	-	-	-	1	0	0%
USA Swimming	Other	USA-SW (R)	1	-	-	-	1	0	0%
Ukrainian Athletics Federation	Other	UKR-AQ (R)	1	-	-	-	1	0	0%
Italian Swimming Federation	Other	ITA-AQ (R)	1	-	-	-	1	0	0%
Hellenic Swimming Federation	Other	GRE-AQ (R)	1	-	-	-	1	0	0%
Algerian National Anti-Doping Organization	NADO	ALG-NADO	1	-	-	-	1	0	0%
World Lacrosse	ARISF	WL	-	-	1	-	1	0	0%
International Life Saving Federation	ARISF	ILSF	-	-	1	-	1	0	0%
Asian Volleyball Confederation	Other	AVC-VB (R)	1	-	-	-	1	0	0%
National Olympic Committee of Iraq	NADO	NOC-IRAQ	-	-	1	-	1	0	0%
Ecuador NADO	NADO	ECU-NADO	1	-	-	-	1	0	0%
International Climbing and Mountaineering Federation	ARISF	UIAA	-	-	1	-	1	0	0%
Indian Ocean RADO	RADO	IND-OCE-RADO	-	-	1	-	1	0	0%
International Kendo Federation	AIMS	FIK	-	-	1	-	1	0	0%
Cameroon Anti-Doping Organisation	NADO	OCALUDS	1	-	-	-	1	0	0%
International Automobile Federation	ARISF	FIA	-	-	1	-	1	0	0%
<b>Totals</b>			<b>12,889</b>	<b>7</b>	<b>27,603</b>	<b>6</b>	<b>40,492</b>	<b>13</b>	<b>0.03%</b>

Table 14: GHRF (GHRH) Tests Conducted per Testing Authority (Urine)

Testing Authority	TA Category	ADAMS Code	Urine						
			IC Samples	IC AAF	OOC Samples	OOC AAF	Total Samples	Total AAFs	% AAF
US Anti-Doping Agency	NADO	USADA	669	-	3345	-	4014	0	0%
German National Anti-Doping Agency	NADO	NADA	62	-	570	-	632	0	0%
Israeli NADO	NADO	ISR-NADO	119	-	138	-	257	0	0%
Turkish Anti Doping Commission	NADO	TADC	27	-	162	-	189	0	0%
World Rugby	ASOIF	World Rugby	32	-	149	-	181	0	0%
Colombian NADO	NADO	COL-NADO	22	-	123	-	145	0	0%
Brasilian Authority on Anti-Doping Control	NADO	ABCD	35	-	32	-	67	0	0%
Luxembourg NADO	NADO	ALAD	5	-	56	-	61	0	0%
International Weightlifting Federation	ASOIF	IWF	32	-	9	-	41	0	0%
International Cricket Council	ARISF	ICC	-	-	31	-	31	0	0%
International Swimming Federation	ASOIF	FINA	-	-	30	-	30	0	0%
International Skating Union	AIOWF	ISU	10	-	19	-	29	0	0%
Trinidad and Tobago Olympic Committee	NADO	TTOC	-	-	23	-	23	0	0%
International Powerlifting Federation	AIMS	IPF	-	-	19	-	19	0	0%
UK Anti-Doping	NADO	UKAD	-	-	16	-	16	0	0%
International Paralympic Committee	OTHER-CS	IPC	-	-	9	-	9	0	0%
Bermuda Sport Anti- Doping Authority	NADO	BSADA	-	-	7	-	7	0	0%
International Cycling Union	ASOIF	UCI	-	-	7	-	7	0	0%
Sport Ireland	NADO	SI	-	-	7	-	7	0	0%
World Taekwondo	ASOIF	WT	6	-	-	-	6	0	0%
World Rowing	ASOIF	FISA	-	-	5	-	5	0	0%
International Gymnastics Federation	ASOIF	FIG	1	-	4	-	5	0	0%
International Judo Federation	ASOIF	IJF	3	-	2	-	5	0	0%
International Ski Federation	AIOWF	FIS	-	-	5	-	5	0	0%
South African Institute for Drug-Free Sport	NADO	SAIDS	-	-	4	-	4	0	0%
West Asia RADO	RADO	W-ASIA-RADO	-	-	4	-	4	0	0%
China Anti-Doping Agency	NADO	CHINADA	1	-	3	-	4	0	0%
Costa Rica NADO	NADO	CRC-NADO	3	-	1	-	4	0	0%
International Canoe Federation	ASOIF	ICF	-	-	4	-	4	0	0%
Hong Kong Anti-Doping Committee	NADO	HKG-ADC	-	-	3	-	3	0	0%
International Korfball Federation	ARISF	IKF	-	-	3	-	3	0	0%
International Bobsleigh and Skeleton Federation	AIOWF	IBSF	-	-	3	-	3	0	0%
World Triathlon Corporation	OTHER-CS	IRONMAN	-	-	3	-	3	0	0%
International Triathlon Union	ASOIF	ITU	-	-	3	-	3	0	0%
International Equestrian Federation	ASOIF	FEI	-	-	3	-	3	0	0%
Bahamas Anti-Doping Commission	NADO	BADC	-	-	2	-	2	0	0%
International Luge Federation	AIOWF	FIL	2	-	-	-	2	0	0%
World Baseball Softball Confederation	ARISF	WBSC	-	-	2	-	2	0	0%
International Boxing Association	ASOIF	AIBA	-	-	2	-	2	0	0%
French Anti-Doping Agency	NADO	AFLD-NADO	-	-	2	-	2	0	0%
Oceania RADO	RADO	O-RADO	2	-	-	-	2	0	0%
Doping Authority Netherlands	NADO	DAN	-	-	2	-	2	0	0%
Finnish Center for Integrity in Sports	NADO	FINCIS	-	-	2	-	2	0	0%
International Sambo Federation	ARISF	FIAS	2	-	-	-	2	0	0%
World Skate	ARISF	WSK	-	-	1	-	1	0	0%
Drug Free Sport New Zealand	NADO	DFSNZ	-	-	1	-	1	0	0%
World Athletics - Athletics Integrity Unit	ASOIF	World Athletics - AIU	-	-	1	-	1	0	0%
International Surfing Association	ARISF	ISA	-	-	1	-	1	0	0%
Antidoping Switzerland	NADO	ADCH	-	-	1	-	1	0	0%
International Fencing Federation	ASOIF	FIE	-	-	1	-	1	0	0%
World Underwater Federation	ARISF	CMAS	1	-	-	-	1	0	0%
Sport Integrity Australia	NADO	SIA	-	-	1	-	1	0	0%
<b>Totals</b>			<b>1034</b>	<b>0</b>	<b>4821</b>	<b>0</b>	<b>5,855</b>	<b>0</b>	<b>0%</b>

**Table 15: GnRH Tests Conducted per Testing Authority (Urine)**

Testing Authority	TA Category	ADAMS Code	IC		OOC		Total Samples	Total AAFs	% AAF
			Samples	AAF	Samples	AAF			
US Anti-Doping Agency	NADO	USADA	711	-	4136	-	4847	0	0%
French Anti-Doping Agency	NADO	AFLD-NADO	856	-	1941	-	2797	0	0%
German National Anti-Doping Agency	NADO	NADA	536	-	2044	-	2580	0	0%
International Tennis Federation	ASOIF	ITF	1463	-	526	-	1989	0	0%
China Anti-Doping Agency	NADO	CHINADA	353	-	1321	-	1674	0	0%
Brasilian Authority on Anti-Doping Control	NADO	ABCD	1511	-	152	-	1663	0	0%
UK Anti-Doping	NADO	UKAD	40	-	1394	-	1434	0	0%
International Cycling Union	ASOIF	UCI	591	-	690	-	1281	0	0%
Canadian Centre for Ethics in Sport	NADO	CCES	185	-	850	-	1035	0	0%
Russian National Anti-Doping Organization	NADO	RUSADA	180	-	563	-	743	0	0%
Spain National Anti-Doping Agency	NADO	ESP-NADO	327	-	257	-	584	0	0%
Sport Integrity Australia	NADO	SIA	90	-	480	-	570	0	0%
International Weightlifting Federation	ASOIF	IWF	123	-	422	-	545	0	0%
Portugal Anti-Doping Agency	NADO	ADoP	395	-	80	-	475	0	0%
Doping Authority Netherlands	NADO	DAN	193	-	239	-	432	0	0%
Antidoping Switzerland	NADO	ADCH	18	-	380	-	398	0	0%
Romanian National Anti-Doping Agency	NADO	ANAD-Romania	143	-	230	-	373	0	0%
Finnish Center for Integrity in Sports	NADO	FINCIS	115	-	220	-	335	0	0%
Kazakhstan National Anti-Doping Centre	NADO	KAZ-NADO	41	-	269	-	310	0	0%
International Swimming Federation	ASOIF	FINA	20	-	283	-	303	0	0%
World Athletics - Athletics Integrity Unit	ASOIF	World Athletics - A	2	-	290	-	292	0	0%
Jamaica Anti-Doping Commission	NADO	JADCO	45	-	215	-	260	0	0%
Israeli NADO	NADO	ISR-NADO	119	-	138	-	257	0	0%
Sport Ireland	NADO	SI	10	-	211	-	221	0	0%
World Rugby	ASOIF	World Rugby	52	-	167	-	219	0	0%
International Paralympic Committee	OTHER-CS	IPC	35	-	178	-	213	0	0%
Anti-Doping Sweden	NADO	ADSE	46	-	166	-	212	0	0%
Belarus National Anti-Doping Agency	NADO	BNADA	74	-	135	-	209	0	0%
International Ski Federation	AIOWF	FIS	2	-	194	-	196	0	0%
NADO Flanders	NADO	NADOF	93	-	100	-	193	0	0%
Saudi Arabian Antidoping Committee	NADO	KSA-NADO	89	-	96	-	185	0	0%
South American Football Confederation	Other	CONMEBOL	172	-	8	-	180	0	0%
International Biathlon Union	AIOWF	IBU	2	-	177	-	179	0	0%
Anti-Doping Norway	NADO	ADNO	43	-	119	-	162	0	0%
Anti-Doping Denmark	NADO	ADD	48	-	104	-	152	0	0%
Colombian NADO	NADO	COL-NADO	22	-	123	-	145	0	0%
Argentina National Anti-Doping Agency	NADO	ARG-CNAD	53	-	81	-	134	0	0%
Azerbaijan National Anti-Doping Agency	NADO	AMADA	22	-	105	-	127	0	0%
Czech Anti-Doping Committee	NADO	CADC	91	-	34	-	125	0	0%
Turkish Anti Doping Commission	NADO	TADC	17	-	107	-	124	0	0%
Chilean National Anti-Doping Commission	NADO	CHI-NADO	18	-	97	-	115	0	0%
CHN-National Federations in China	Other	CHN-NF (R)	61	-	48	-	109	0	0%
Anti-Doping Bureau of Latvia	NADO	LAT-NADO	6	-	83	-	89	0	0%
International Ice Hockey Federation	AIOWF	IIHF	49	-	39	-	88	0	0%
French Community of Belgium NADO	NADO	BEL-CFWB	32	-	55	-	87	0	0%
Drug Free Sport New Zealand	NADO	DFSNZ	7	-	77	-	84	0	0%
International Skating Union	AIOWF	ISU	35	-	48	-	83	0	0%
Badminton World Federation	ASOIF	BWF	-	-	75	-	75	0	0%
International Cricket Council	ARISF	ICC	-	-	74	-	74	0	0%
I.R Iran National Anti-Doping Organization	NADO	IRI-NADO	41	-	30	-	71	0	0%
United World Wrestling	ASOIF	UWW	35	-	31	-	66	0	0%
Luxembourg NADO	NADO	ALAD	5	-	60	-	65	0	0%
International Powerlifting Federation	AIMS	IPF	-	-	62	-	62	0	0%
Guatemala NADO	NADO	GUA-OAD	60	-	-	-	60	0	0%
Monaco Anti-Doping Committee	NADO	CMA Monaco	10	-	47	-	57	0	0%
Estonian Anti-Doping Agency	NADO	EADA	8	-	48	-	56	0	0%
International Judo Federation	ASOIF	IJF	14	-	39	-	53	0	0%
World Rowing	ASOIF	FISA	1	-	51	-	52	0	0%

**Table 15: GnRH Tests Conducted per Testing Authority (Urine) - continuec**

Testing Authority	TA Category	ADAMS Code	IC		OOC		Total Samples	Total AAFs	% AAF
			Samples	AAF	Samples	AAF			
International Gymnastics Federation	ASOIF	FIG	8	-	43	-	51	0%	
International Basketball Federation	ASOIF	FIBA	27	-	22	-	49	0%	
International Triathlon Union	ASOIF	ITU	31	-	17	-	48	0%	
International Bobsleigh and Skeleton Federation	AIOWF	IBSF	25	-	21	-	46	0%	
International Boxing Association	ASOIF	AIBA	-	-	40	-	40	0%	
International Canoe Federation	ASOIF	ICF	-	-	34	-	34	0%	
National Anti Doping Agency -India	NADO	IND-NADO	13	-	20	-	33	0%	
International Olympic Committee	OTHER-CS	IOC	16	-	15	-	31	0%	
World Taekwondo	ASOIF	WT	11	-	18	-	29	0%	
Anti-Doping Agency of Kenya	NADO	ADAK	7	-	17	-	24	0%	
International Fencing Federation	ASOIF	FIE	8	-	16	-	24	0%	
Trinidad and Tobago Olympic Committee	NADO	TTOC	-	-	23	-	23	0%	
Bahamas Anti-Doping Commission	NADO	BADC	4	-	19	-	23	0%	
Caribbean RADO	RADO	CAR-RADO	1	-	20	-	21	0%	
Georgian Anti-Doping Agency	NADO	GEO-NADO	1	-	20	-	21	0%	
Common Community Commission (Brussels)	NADO	COCOM	8	-	12	-	20	0%	
Bermuda Sport Anti- Doping Authority	NADO	BSADA	6	-	14	-	20	0%	
Central Asia RADO	RADO	RADOCA-RADO	-	-	20	-	20	0%	
Qatar Antidoping Commission	NADO	QADC	-	-	19	-	19	0%	
World Archery Federation	ASOIF	WA	18	-	-	-	18	0%	
Africa Zone VI RADO	RADO	AFR-RADO-VI	7	-	10	-	17	0%	
Africa Zone II & III RADO	RADO	AFR-RADO-II-III	-	-	16	-	16	0%	
National Olympic and Sports Association of Iceland	NADO	ISL-NADO	12	-	3	-	15	0%	
International Federation of Bodybuilding and Fitness	AIMS	IFBB	15	-	-	-	15	0%	
International Luge Federation	AIOWF	FIL	5	-	9	-	14	0%	
International Handball Federation	ASOIF	IHF	-	-	14	-	14	0%	
World Karate Federation	ARISF	WKF	5	-	7	-	12	0%	
World Baseball Softball Confederation	ARISF	WBSC	5	-	7	-	12	0%	
South African Institute for Drug-Free Sport	NADO	SAIDS	3	-	9	-	12	0%	
Morocco National Olympic Committee	NADO	CNOM	1	-	11	-	12	0%	
World Curling Federation	AIOWF	WCF	-	-	11	-	11	0%	
Hong Kong Anti-Doping Committee	NADO	HKG-ADC	-	-	11	-	11	0%	
International Surfing Association	ARISF	ISA	-	-	10	-	10	0%	
International Hockey Federation	ASOIF	FIH	9	-	-	-	9	0%	
International Volleyball Federation	ASOIF	FIVB	9	-	-	-	9	0%	
World Skate	ARISF	WSK	2	-	7	-	9	0%	
World Triathlon Corporation	OTHER-CS	IRONMAN	1	-	8	-	9	0%	
Lithuanian Anti-Doping Agency	NADO	LTU-NADO	-	-	9	-	9	0%	
International Blind Sport Association	OTHER-CS	IBSA	8	-	-	-	8	0%	
International Equestrian Federation	ASOIF	FEI	-	-	8	-	8	0%	
International Table Tennis Federation	ASOIF	ITTF	4	-	3	-	7	0%	
World Underwater Federation	ARISF	CMAS	3	-	4	-	7	0%	
International Federation of American Football	ARISF	IFAF	-	-	7	-	7	0%	
World Paravolley	OTHER-CS	WPV	5	-	1	-	6	0%	
Doping Control Agency of Thailand	NADO	DCAT	4	-	2	-	6	0%	
World Wheelchair Rugby	OTHER-CS	IWRF	6	-	-	-	6	0%	
HADA - Hellenic Antidoping Agency	NADO	EOKAN	2	-	4	-	6	0%	
Nigerian National Anti-Doping Committee	NADO	NGR-NADO	-	-	6	-	6	0%	
Italian National Anti-Doping Agency	NADO	NADO ITALIA	-	-	5	-	5	0%	
International Federation of Muaythai Associations	ARISF	IFMA	-	-	5	-	5	0%	
International Federation Icestocksport	ARISF	IFI	2	-	3	-	5	0%	
Liechtenstein Olympic Committee	NADO	LOC	-	-	5	-	5	0%	
Ju-Jitsu International Federation	AIMS	JJIF	-	-	5	-	5	0%	
International Dragon Boat Federation	AIMS	IDBF	-	-	5	-	5	0%	
Lembaga Anti-Doping Indonesia	NADO	LADI	-	-	5	-	5	0%	
Uruguay Anti-Doping	NADO	URU-NADO	2	-	2	-	4	0%	
Costa Rica NADO	NADO	CRC-NADO	3	-	1	-	4	0%	
West Asia RADO	RADO	W-ASIA-RADO	-	-	4	-	4	0%	

**Table 15: GHRF (GHS/GHRP) Tests Conducted per Testing Authority (Urine) - continued**

Testing Authority	TA Category	ADAMS Code	IC		OOC		Total	Total	%
			Samples	AAF	Samples	AAF	Samples	AAFs	AAF
<b>Africa Zone I RADO</b>	RADO	AFR-RADO-I	-	-	4	-	<b>4</b>	<b>0</b>	<b>0%</b>
<b>International Sambo Federation</b>	ARISF	FIAS	2	-	2	-	<b>4</b>	<b>0</b>	<b>0%</b>
<b>Ethiopian Anti doping Organization</b>	NADO	ETH-NADO	3	-	-	-	<b>3</b>	<b>0</b>	<b>0%</b>
<b>International Wheelchair Basketball Federation</b>	OTHER-CS	IWBF	3	-	-	-	<b>3</b>	<b>0</b>	<b>0%</b>
<b>International Korfball Federation</b>	ARISF	IKF	-	-	3	-	<b>3</b>	<b>0</b>	<b>0%</b>
<b>National Anti-doping Center of Ukraine</b>	NADO	NADC Ukraine	-	-	3	-	<b>3</b>	<b>0</b>	<b>0%</b>
<b>International Floorball Federation</b>	ARISF	IFF	-	-	3	-	<b>3</b>	<b>0</b>	<b>0%</b>
<b>Polish Anti-Doping Agency</b>	NADO	POLADA	-	-	3	-	<b>3</b>	<b>0</b>	<b>0%</b>
<b>Central American and Caribbean Athletic Association</b>	Other	NACAC (R)	3	-	-	-	<b>3</b>	<b>0</b>	<b>0%</b>
<b>International Racquetball Federation</b>	ARISF	IRF	-	-	3	-	<b>3</b>	<b>0</b>	<b>0%</b>
<b>World Squash Federation</b>	ARISF	WSF	-	-	3	-	<b>3</b>	<b>0</b>	<b>0%</b>
<b>World Anti-Doping Agency</b>	OTHER-CS	WADA-AMA	-	-	2	-	<b>2</b>	<b>0</b>	<b>0%</b>
<b>World Netball</b>	ARISF	INF	-	-	2	-	<b>2</b>	<b>0</b>	<b>0%</b>
<b>International Savate Federation</b>	AIMS	FIS-Savate	-	-	2	-	<b>2</b>	<b>0</b>	<b>0%</b>
<b>World Association of Kickboxing Organizations</b>	ARISF	WAKO	-	-	2	-	<b>2</b>	<b>0</b>	<b>0%</b>
<b>Korea Anti-Doping Agency</b>	NADO	KADA	-	-	2	-	<b>2</b>	<b>0</b>	<b>0%</b>
<b>International Federation of Sport Climbing</b>	ARISF	IFSC	-	-	2	-	<b>2</b>	<b>0</b>	<b>0%</b>
<b>Oceania RADO</b>	RADO	O-RADO	2	-	-	-	<b>2</b>	<b>0</b>	<b>0%</b>
<b>United Arab Emirates National Anti-doping Committee</b>	NADO	UAE-NADO	2	-	-	-	<b>2</b>	<b>0</b>	<b>0%</b>
<b>International Waterski &amp; Wakeboard Federation</b>	ARISF	IWWF	-	-	2	-	<b>2</b>	<b>0</b>	<b>0%</b>
<b>Africa Zone V RADO</b>	RADO	AFR-RADO-V	1	-	-	-	<b>1</b>	<b>0</b>	<b>0%</b>
<b>European Athletics Association</b>	Other	EA	1	-	-	-	<b>1</b>	<b>0</b>	<b>0%</b>
<b>World Sailing</b>	ASOIF	WS	1	-	-	-	<b>1</b>	<b>0</b>	<b>0%</b>
<b>International Orienteering Federation</b>	ARISF	IOF	1	-	-	-	<b>1</b>	<b>0</b>	<b>0%</b>
<b>International Life Saving Federation</b>	ARISF	ILSF	-	-	1	-	<b>1</b>	<b>0</b>	<b>0%</b>
<b>Japan Anti-Doping Agency</b>	NADO	JADA	-	-	1	-	<b>1</b>	<b>0</b>	<b>0%</b>
<b>Indian Ocean RADO</b>	RADO	IND-OCE-RADO	-	-	1	-	<b>1</b>	<b>0</b>	<b>0%</b>
<b>Suriname Anti-Doping Authority</b>	NADO	SUR-NADO	-	-	1	-	<b>1</b>	<b>0</b>	<b>0%</b>
<b>Bangladesh Cricket Board</b>	Other	BAN-BCB (R)	1	-	-	-	<b>1</b>	<b>0</b>	<b>0%</b>
<b>International Automobile Federation</b>	ARISF	FIA	-	-	1	-	<b>1</b>	<b>0</b>	<b>0%</b>
<b>World Lacrosse</b>	ARISF	WL	-	-	1	-	<b>1</b>	<b>0</b>	<b>0%</b>
<b>Algerian National Anti-Doping Organization</b>	NADO	ALG-NADO	1	-	-	-	<b>1</b>	<b>0</b>	<b>0%</b>
<b>Cameroon Anti-Doping Organisation</b>	NADO	OCALUDS	1	-	-	-	<b>1</b>	<b>0</b>	<b>0%</b>
<b>Totals</b>			<b>9,629</b>	<b>-</b>	<b>20,860</b>	<b>-</b>	<b>30,489</b>	<b>0</b>	<b>0%</b>

Table 16: Insulin Tests Conducted per Testing Authority (Urine and Blood)

Testing Authority	TA Category	ADAMS Code	Urine						
			IC Samples	IC AAF	OOB Samples	OOB AAF	Total Samples	Total AAFs	% AAF
German National Anti-Doping Agency	NADO	NADA	113	-	835	-	948	0	0%
Turkish Anti Doping Commission	NADO	TADC	15	-	100	-	115	0	0%
Brasilian Authority on Anti-Doping Control	NADO	ABCD	35	-	32	-	67	0	0%
Luxembourg NADO	NADO	ALAD	5	-	56	-	61	0	0%
International Weightlifting Federation	ASOIF	IWF	32	-	-	-	32	0	0%
Italian National Anti-Doping Agency	NADO	NADO ITALIA	5	-	-	-	5	0	0%
International Cycling Union	ASOIF	UCI	3	-	1	-	4	0	0%
French Anti-Doping Agency	NADO	AFLD-NADO	-	-	4	-	4	0	0%
US Anti-Doping Agency	NADO	USADA	-	-	3	-	3	0	0%
World Taekwondo	ASOIF	WT	3	-	-	-	3	0	0%
International Swimming Federation	ASOIF	FINA	-	-	3	-	3	0	0%
International Korfball Federation	ARISF	IKF	-	-	3	-	3	0	0%
International Luge Federation	AIOWF	FIL	2	-	-	-	2	0	0%
International Sambo Federation	ARISF	FIAS	2	-	-	-	2	0	0%
Russian National Anti-Doping Organization	NADO	RUSADA	2	-	-	-	2	0	0%
Doping Authority Netherlands	NADO	DAN	-	-	1	-	1	0	0%
World Underwater Federation	ARISF	CMAS	1	-	-	-	1	0	0%
Drug Free Sport New Zealand	NADO	DFSNZ	-	-	1	-	1	0	0%
International Gymnastics Federation	ASOIF	FIG	-	-	1	-	1	0	0%
Sport Integrity Australia	NADO	SIA	-	-	1	-	1	0	0%
Sport Ireland	NADO	SI	-	-	1	-	1	0	0%
Finnish Center for Integrity in Sports	NADO	FINCIS	-	-	1	-	1	0	0%
<b>Totals</b>			<b>218</b>	<b>0</b>	<b>1043</b>	<b>0</b>	<b>1,261</b>	<b>0</b>	<b>0.0%</b>

Testing Authority	TA Category	ADAMS Code	Blood						
			IC Samples	IC AAF	OOB Samples	OOB AAF	Total Samples	Total AAFs	% AAF
German National Anti-Doping Agency	NADO	NADA	-	-	15	-	15	0	0%
UK Anti-Doping	NADO	UKAD	-	-	1	-	1	0	0%
<b>Totals</b>			<b>0</b>	<b>0</b>	<b>16</b>	<b>0</b>	<b>16</b>	<b>0</b>	<b>0%</b>

Table 17: IGF-I Tests Conducted per Testing Authority (Urine and Blood)

Testing Authority	TA Category	ADAMS Code	Urine						
			IC Samples	IC AAF	OOC Samples	OOC AAF	Total Samples	Total AAFs	% AAF
German National Anti-Doping Agency	NADO	NADA	60	-	558	-	618	0	0%
Turkish Anti Doping Commission	NADO	TADC	15	-	100	-	115	0	0%
Brasilian Authority on Anti-Doping Control	NADO	ABCD	35	-	32	-	67	0	0%
Luxembourg NADO	NADO	ALAD	5	-	56	-	61	0	0%
International Weightlifting Federation	ASOIF	IWF	32	-	-	-	32	0	0%
US Anti-Doping Agency	NADO	USADA	-	-	3	-	3	0	0%
World Taekwondo	ASOIF	WT	3	-	-	-	3	0	0%
International Korfball Federation	ARISF	IKF	-	-	3	-	3	0	0%
International Swimming Federation	ASOIF	FINA	-	-	3	-	3	0	0%
International Luge Federation	AIOWF	FIL	2	-	-	-	2	0	0%
International Sambo Federation	ARISF	FIAS	2	-	-	-	2	0	0%
Sport Integrity Australia	NADO	SIA	-	-	1	-	1	0	0%
Doping Authority Netherlands	NADO	DAN	-	-	1	-	1	0	0%
Drug Free Sport New Zealand	NADO	DFSNZ	-	-	1	-	1	0	0%
International Cycling Union	ASOIF	UCI	-	-	1	-	1	0	0%
World Underwater Federation	ARISF	CMAS	1	-	-	-	1	0	0%
International Gymnastics Federation	ASOIF	FIG	-	-	1	-	1	0	0%
Sport Ireland	NADO	SI	-	-	1	-	1	0	0%
Finnish Center for Integrity in Sports	NADO	FINCIS	-	-	1	-	1	0	0%
<b>Totals</b>			<b>155</b>	<b>0</b>	<b>762</b>	<b>0</b>	<b>917</b>	<b>0</b>	<b>0%</b>

Testing Authority	TA Category	ADAMS Code	Blood						
			IC Samples	IC AAF	OOC Samples	OOC AAF	Total Samples	Total AAFs	% AAF
German National Anti-Doping Agency	NADO	NADA	-	-	15	-	15	0	0%
<b>Totals</b>			<b>0</b>	<b>0</b>	<b>15</b>	<b>0</b>	<b>15</b>	<b>0</b>	<b>0%</b>

**Table 18: hGH Isoforms Tests Conducted per Testing Authority (Blood)**

Testing Authority	TA Category	ADAMS Code	Blood								
			IC			OOC			Total Samples	Total AAFs	% AAF
			Samples	ATF	AAF	Samples	ATF	AAF			
German National Anti-Doping Agency	NADO	NADA	166	-	-	1015	-	-	1181	0	0%
Italian National Anti-Doping Agency	NADO	NADO ITALIA	30	-	-	577	-	-	607	0	0%
Russian National Anti-Doping Organization	NADO	RUSADA	62	-	-	316	-	1	378	1	0.3%
International Weightlifting Federation	ASOIF	IWF	83	-	-	267	-	-	350	0	0%
Sport Integrity Australia	NADO	SIA	-	-	-	250	-	-	250	0	0%
Hungarian Anti-Doping Agency	NADO	HUNADO	35	-	-	198	2	-	233	0	0%
International Tennis Federation	ASOIF	ITF	-	-	-	225	-	-	225	0	0%
International Ski Federation	AIOWF	FIS	1	-	-	206	-	-	207	0	0%
International Biathlon Union	AIOWF	IBU	38	-	-	166	-	-	204	0	0%
French Anti-Doping Agency	NADO	AFLD-NADO	3	-	-	196	-	-	199	0	0%
International Swimming Federation	ASOIF	FINA	-	-	-	184	-	-	184	0	0%
US Anti-Doping Agency	NADO	USADA	-	-	-	171	-	-	171	0	0%
Sport Ireland	NADO	SI	-	-	-	152	-	-	152	0	0%
National Anti-Doping Agency Austria GmbH	NADO	NADA Austria	12	-	-	139	-	-	151	0	0%
Portugal Anti-Doping Agency	NADO	ADoP	40	-	-	107	-	-	147	0	0%
Romanian National Anti-Doping Agency	NADO	ANAD-Romania	27	-	-	119	-	-	146	0	0%
Canadian Centre for Ethics in Sport	NADO	CCES	9	-	-	125	-	-	134	0	0%
Badminton World Federation	ASOIF	BWF	-	-	-	133	-	-	133	0	0%
Korea Anti-Doping Agency	NADO	KADA	-	-	-	131	-	-	131	0	0%
Anti-Doping Norway	NADO	ADNO	4	-	-	105	-	-	109	0	0%
World Rugby	ASOIF	World Rugby	-	-	-	107	-	-	107	0	0%
Colombian NADO	NADO	COL-NADO	4	-	-	102	-	-	106	0	0%
Brasilian Authority on Anti-Doping Control	NADO	ABCD	98	-	-	7	-	-	105	0	0%
Azerbaijan National Anti-Doping Agency	NADO	AMADA	10	-	-	93	-	-	103	0	0%
French Community of Belgium NADO	NADO	BEL-CFWB	25	-	-	60	-	-	85	0	0%
Finnish Center for Integrity in Sports	NADO	FINCIS	25	-	-	60	-	-	85	0	0%
Slovak Anti-Doping Agency	NADO	SADA	25	-	-	48	-	-	73	0	0%
International Skating Union	AIOWF	ISU	28	-	-	45	-	-	73	0	0%
Polish Anti-Doping Agency	NADO	POLADA	-	-	-	72	2	-	72	0	0%
International Federation of Football Associations	ASOIF	FIFA	50	-	-	21	-	-	71	0	0%
Bulgarian Anti-doping Center	NADO	BUL-NADO	24	-	-	42	-	-	66	0	0%
National Anti Doping Agency -India	NADO	IND-NADO	64	-	-	1	-	-	65	0	0%
Union of European Football Associations	Other	UEFA	-	-	-	60	-	-	60	0	0%
Doping Authority Netherlands	NADO	DAN	26	-	-	34	-	-	60	0	0%
International Basketball Federation	ASOIF	FIBA	-	-	-	49	-	-	49	0	0%
Qatar Antidoping Commission	NADO	QADC	2	-	-	45	-	-	47	0	0%
Kazakhstan National Anti-Doping Centre	NADO	KAZ-NADO	-	-	-	41	-	-	41	0	0%
Cuban National Anti-Doping Agency	NADO	CUB-NADO	-	-	-	39	-	-	39	0	0%
International Bobsleigh and Skeleton Federation	AIOWF	IBSF	18	-	-	20	-	-	38	0	0%
Luxembourg NADO	NADO	ALAD	-	-	-	37	-	-	37	0	0%
Anti-Doping Commission, Chinese Taipei Olympic Committee	NADO	CTADA	26	-	-	11	-	-	37	0	0%
International Gymnastics Federation	ASOIF	FIG	8	-	-	28	-	-	36	0	0%
International Cycling Union	ASOIF	UCI	12	-	-	23	-	-	35	0	0%
Agency for Anti-Doping Control of Bosnia and Herzegovina	NADO	BIH-NADO	15	-	-	16	-	-	31	0	0%
Japan Anti-Doping Agency	NADO	JADA	11	-	-	20	-	-	31	0	0%
Anti-Doping Denmark	NADO	ADD	9	-	-	21	-	-	30	0	0%
UK Anti-Doping	NADO	UKAD	-	-	-	29	-	-	29	0	0%
International Ice Hockey Federation	AIOWF	IIHF	20	-	-	9	-	-	29	0	0%
Jamaica Anti-Doping Commission	NADO	JADCO	-	-	-	29	-	-	29	0	0%
Anti-Doping Bureau of Latvia	NADO	LAT-NADO	-	-	-	28	-	-	28	0	0%
Spain National Anti-Doping Agency	NADO	ESP-NADO	23	-	-	5	-	-	28	0	0%
International Powerlifting Federation	AIMS	IPF	-	-	-	26	-	-	26	0	0%
Monaco Anti-Doping Committee	NADO	CMA Monaco	4	-	-	22	-	-	26	0	0%
United World Wrestling	ASOIF	UWW	9	-	-	17	-	-	26	0	0%
International Luge Federation	AIOWF	FIL	10	-	-	15	-	-	25	0	0%
Drug Free Sport New Zealand	NADO	DFSNZ	-	-	-	25	-	-	25	0	0%



**Table 18: hGH Isoforms Tests Conducted per Testing Authority (Blood) - continued**

Testing Authority	TA Category	ADAMS Code	Blood								
			IC			OOC			Total Samples	Total AAFs	% AAF
			Samples	ATF	AAF	Samples	ATF	AAF			
Common Community Commission (Brussels)	NADO	COCOM	7	-	-	16	-	-	23	0	0%
World Taekwondo	ASOIF	WT	12	-	-	11	-	-	23	0	0%
Croatian Institute of Public Health	NADO	CIPH	4	-	-	17	-	-	21	0	0%
International Olympic Committee	OTHER-CS	IOC	2	-	-	17	-	-	19	0	0%
CHN-National Federations in China	Other	CHN-NF (R)	16	-	-	2	-	-	18	0	0%
National Anti-Doping Agency of Tunisia	NADO	ANAD	-	-	-	18	-	-	18	0	0%
Anti-Doping Sweden	NADO	ADSE	-	-	-	17	-	-	17	0	0%
World Rowing	ASOIF	FISA	-	-	-	16	-	-	16	0	0%
International Boxing Association	ASOIF	AIBA	-	-	-	16	-	-	16	0	0%
International Fencing Federation	ASOIF	FIE	-	-	-	14	-	-	14	0	0%
International Judo Federation	ASOIF	IJF	-	-	-	14	-	-	14	0	0%
International Handball Federation	ASOIF	IHF	-	-	-	12	-	-	12	0	0%
Turkish Anti Doping Commission	NADO	TADC	5	-	-	6	-	-	11	0	0%
Estonian Anti-Doping Agency	NADO	EADA	1	-	-	9	-	-	10	0	0%
International Cricket Council	ARISF	ICC	-	-	-	9	-	-	9	0	0%
International Hockey Federation	ASOIF	FIH	7	-	-	2	-	-	9	0	0%
Costa Rica NADO	NADO	CRC-NADO	4	-	-	5	-	-	9	0	0%
China Anti-Doping Agency	NADO	CHINADA	-	-	-	9	-	-	9	0	0%
Antidoping Switzerland	NADO	ADCH	-	-	-	8	-	-	8	0	0%
CHN-Colleges or Schools in China	Other	CHN-COS (R)	7	-	-	-	-	-	7	0	0%
Argentina National Anti-Doping Agency	NADO	ARG-CNAD	2	-	-	4	-	-	6	0	0%
International Triathlon Union	ASOIF	ITU	-	-	-	6	-	-	6	0	0%
Israeli NADO	NADO	ISR-NADO	-	-	-	6	-	-	6	0	0%
Bermuda Sport Anti- Doping Authority	NADO	BSADA	-	-	-	5	-	-	5	0	0%
International Federation of Bodybuilding and Fitness	AIMS	IFBB	5	-	-	-	-	-	5	0	0%
International Volleyball Federation	ASOIF	FIVB	4	-	-	1	-	-	5	0	0%
International Canoe Federation	ASOIF	ICF	-	-	-	5	-	-	5	0	0%
World Karate Federation	ARISF	WKF	2	-	-	2	-	-	4	0	0%
International Paralympic Committee	OTHER-CS	IPC	4	-	-	-	-	-	4	0	0%
Czech Anti-Doping Committee	NADO	CADC	-	-	-	3	-	-	3	0	0%
International Federation Icestocksport	ARISF	IFI	2	-	-	1	-	-	3	0	0%
Ju-Jitsu International Federation	AIMS	JJIF	-	-	-	2	-	-	2	0	0%
NADO-DG Eupen - Belgium	NADO	NADO-DG Euper	-	-	-	2	-	-	2	0	0%
World Squash Federation	ARISF	WSF	-	-	-	2	-	-	2	0	0%
International Blind Sport Association	OTHER-CS	IBSA	2	-	-	-	-	-	2	0	0%
World Skate	ARISF	WSK	2	-	-	-	-	-	2	0	0%
Lithuanian Anti-Doping Agency	NADO	LTU-NADO	-	-	-	2	-	-	2	0	0%
South East Asia RADO	RADO	SE-ASIA-RADO	-	-	-	1	-	-	1	0	0%
World Underwater Federation	ARISF	CMAS	1	-	-	-	-	-	1	0	0%
World Anti-Doping Agency	OTHER-CS	WADA-AMA	-	-	-	1	-	-	1	0	0%
International Table Tennis Federation	ASOIF	ITTF	-	-	-	1	-	-	1	0	0%
Anti-Doping Agency of Malaysia	NADO	ADAMAS	1	-	-	-	-	-	1	0	0%
International Orienteering Federation	ARISF	IOF	1	-	-	-	-	-	1	0	0%
International Life Saving Federation	ARISF	ILSF	-	-	-	1	-	-	1	0	0%
National Anti-Doping Commission of Macedonia	NADO	MKD-NADO	-	-	-	1	-	-	1	0	0%
World Association of Kickboxing Organizations	ARISF	WAKO	-	-	-	1	-	-	1	0	0%
International Dragon Boat Federation	AIMS	IDBF	-	-	-	1	-	-	1	0	0%
World Athletics - Athletics Integrity Unit	ASOIF	World Athletics - All	-	-	-	1	-	-	1	0	0%
International Fistball Association	AIMS	IFA	-	-	-	1	-	-	1	0	0%
South African Institute for Drug-Free Sport	NADO	SAIDS	-	-	-	1	-	-	1	0	0%
Anti-Doping Singapore	NADO	ADS	-	-	-	1	-	-	1	0	0%
Andorra National Anti-Doping Commission	NADO	AGAD	-	-	-	1	-	-	1	0	0%
International Federation of Muaythai Associations	ARISF	IFMA	-	-	-	1	-	-	1	0	0%
International Federation of Sport Climbing	ARISF	IFSC	-	-	-	1	-	-	1	0	0%
<b>Totals</b>			<b>1147</b>	<b>0</b>	<b>0</b>	<b>6362</b>	<b>4</b>	<b>1</b>	<b>7,509</b>	<b>1</b>	<b>0.01%</b>

Table 19: hGH Biomarkers Tests Conducted per Testing Authority (Blood)

Testing Authority	TA Category	ADAMS Code	Blood						Total Samples	Total AAFs	% AAF
			IC			OOC					
			Samples	ATF	AAF	Samples	ATF	AAF			
Italian National Anti-Doping Agency	NADO	NADO ITALIA	30	-	-	576	-	-	606	0	0%
UK Anti-Doping	NADO	UKAD	2	-	-	318	-	-	320	0	0%
Antidoping Switzerland	NADO	ADCH	-	-	-	314	-	-	314	0	0%
German National Anti-Doping Agency	NADO	NADA	3	-	-	196	-	-	199	0	0%
China Anti-Doping Agency	NADO	CHINADA	53	-	-	96	-	-	149	0	0%
Korea Anti-Doping Agency	NADO	KADA	148	-	-	-	-	-	148	0	0%
National Anti-doping Center of Ukraine	NADO	NADC Ukraine	27	-	-	112	-	-	139	0	0%
Anti-Doping Denmark	NADO	ADD	7	-	-	132	-	-	139	0	0%
Canadian Centre for Ethics in Sport	NADO	CCES	9	-	-	125	-	-	134	0	0%
Badminton World Federation	ASOIF	BWF	-	-	-	78	-	-	78	0	0%
Belarus National Anti-Doping Agency	NADO	BNADA	51	-	-	23	-	-	74	0	0%
Polish Anti-Doping Agency	NADO	POLADA	-	-	-	67	-	-	67	0	0%
Japan Anti-Doping Agency	NADO	JADA	15	-	-	49	-	-	64	0	0%
Anti-Doping Sweden	NADO	ADSE	1	-	-	57	-	-	58	0	0%
International Federation of Football Associations	ASOIF	FIFA	-	-	-	53	-	-	53	0	0%
National Anti-Doping Agency Austria GmbH	NADO	NADA Austria	3	-	-	48	-	-	51	0	0%
US Anti-Doping Agency	NADO	USADA	17	-	-	28	-	-	45	0	0%
Colombian NADO	NADO	COL-NADO	17	-	-	26	-	-	43	0	0%
Anti-Doping Bureau of Latvia	NADO	LAT-NADO	3	-	-	35	-	-	38	0	0%
Anti-Doping Norway	NADO	ADNO	-	-	-	22	-	-	22	0	0%
French Anti-Doping Agency	NADO	AFLD-NADO	2	-	-	17	-	-	19	0	0%
International Sambo Federation	ARISF	FIAS	14	-	-	-	-	-	14	0	0%
International Paralympic Committee	OTHER-CS	IPC	12	-	-	-	-	-	12	0	0%
Turkish Anti Doping Commission	NADO	TADC	5	-	-	4	-	-	9	0	0%
Czech Anti-Doping Committee	NADO	CADC	-	-	-	9	-	-	9	0	0%
Liechtenstein Olympic Committee	NADO	LOC	-	-	-	9	-	-	9	0	0%
International Biathlon Union	AIOWF	IBU	6	-	-	-	-	-	6	0	0%
Argentina National Anti-Doping Agency	NADO	ARG-CNAD	2	-	-	4	-	-	6	0	0%
Russian National Anti-Doping Organization	NADO	RUSADA	-	-	-	5	-	-	5	0	0%
Bermuda Sport Anti- Doping Authority	NADO	BSADA	-	-	-	4	-	-	4	0	0%
World Rugby	ASOIF	World Rugby	-	-	-	3	-	-	3	0	0%
International Swimming Federation	ASOIF	FINA	-	-	-	2	-	-	2	0	0%
International Hockey Federation	ASOIF	FIH	2	-	-	-	-	-	2	0	0%
Lithuanian Anti-Doping Agency	NADO	LTU-NADO	-	-	-	2	-	-	2	0	0%
Sport Ireland	NADO	SI	-	-	-	2	-	-	2	0	0%
International Blind Sport Association	OTHER-CS	IBSA	2	-	-	-	-	-	2	0	0%
International Federation Icestocksport	ARISF	IFI	-	-	-	2	-	-	2	0	0%
International Triathlon Union	ASOIF	ITU	-	-	-	1	-	-	1	0	0%
International Weightlifting Federation	ASOIF	IWF	-	-	-	1	-	-	1	0	0%
World Anti-Doping Agency	OTHER-CS	WADA-AMA	-	-	-	1	-	-	1	0	0%
International Cycling Union	ASOIF	UCI	1	-	-	-	-	-	1	0	0%
Finnish Center for Integrity in Sports	NADO	FINCIS	-	-	-	1	-	-	1	0	0%
Hungarian Anti-Doping Agency	NADO	HUNADO	-	-	-	1	-	-	1	0	0%
<b>Totals</b>			<b>432</b>	<b>0</b>	<b>0</b>	<b>2423</b>	<b>0</b>	<b>0</b>	<b>2,855</b>	<b>0</b>	<b>0%</b>

**Table 20: HBOC Tests Conducted per Testing Authority (Blood)**

Testing Authority	TA Category	ADAMS Code	Blood						
			IC Samples	IC AAF	OOC Samples	OOC AAF	Total Samples	Total AAFs	% AAF
Sport Integrity Australia	NADO	SIA	-	-	250	-	250	0	0%
National Anti-doping Center of Ukraine	NADO	NADC Ukraine	27	-	112	-	139	0	0%
Polish Anti-Doping Agency	NADO	POLADA	-	-	110	-	110	0	0%
Belarus National Anti-Doping Agency	NADO	BNADA	51	-	23	-	74	0	0%
International Swimming Federation	ASOIF	FINA	-	-	29	-	29	0	0%
World Rugby	ASOIF	World Rugby	-	-	26	-	26	0	0%
Drug Free Sport New Zealand	NADO	DFSNZ	-	-	25	-	25	0	0%
International Tennis Federation	ASOIF	ITF	-	-	17	-	17	0	0%
International Sambo Federation	ARISF	FIAS	14	-	-	-	14	0	0%
International Weightlifting Federation	ASOIF	IWF	6	-	7	-	13	0	0%
International Cricket Council	ARISF	ICC	-	-	9	-	9	0	0%
French Community of Belgium NADO	NADO	BEL-CFWB	-	-	7	-	7	0	0%
International Hockey Federation	ASOIF	FIH	5	-	2	-	7	0	0%
UK Anti-Doping	NADO	UKAD	-	-	5	-	5	0	0%
Korea Anti-Doping Agency	NADO	KADA	-	-	5	-	5	0	0%
International Paralympic Committee	OTHER-CS	IPC	4	-	-	-	4	0	0%
World Taekwondo	ASOIF	WT	2	-	1	-	3	0	0%
International Biathlon Union	AIOWF	IBU	-	-	3	-	3	0	0%
Common Community Commission (Brussels)	NADO	COCOM	1	-	2	-	3	0	0%
US Anti-Doping Agency	NADO	USADA	-	-	2	-	2	0	0%
Lithuanian Anti-Doping Agency	NADO	LTU-NADO	-	-	2	-	2	0	0%
International Gymnastics Federation	ASOIF	FIG	2	-	-	-	2	0	0%
World Association of Kickboxing Organizations	ARISF	WAKO	-	-	1	-	1	0	0%
National Anti Doping Agency -India	NADO	IND-NADO	-	-	1	-	1	0	0%
Anti-Doping Singapore	NADO	ADS	-	-	1	-	1	0	0%
International Powerlifting Federation	AIMS	IPF	-	-	1	-	1	0	0%
World Rowing	ASOIF	FISA	-	-	1	-	1	0	0%
South East Asia RADO	RADO	SE-ASIA-RADO	-	-	1	-	1	0	0%
Antidoping Switzerland	NADO	ADCH	-	-	1	-	1	0	0%
Sport Ireland	NADO	SI	-	-	1	-	1	0	0%
International Skating Union	AIOWF	ISU	-	-	1	-	1	0	0%
International Life Saving Federation	ARISF	ILSF	-	-	1	-	1	0	0%
<b>Totals</b>			<b>112</b>	<b>0</b>	<b>647</b>	<b>0</b>	<b>759</b>	<b>0</b>	<b>0%</b>

**Table 21: HBT Tests Conducted per Testing Authority (Blood)**

Testing Authority	TA Category	ADAMS Code	Blood						
			IC Samples	IC AAF	OOC Samples	OOC AAF	Total Samples	Total AAFs	% AAF
German National Anti-Doping Agency	NADO	NADA	-	-	26	-	26	0	0%
Braslian Authority on Anti-Doping Control	NADO	ABCD	11	-	-	-	11	0	0%
Polish Anti-Doping Agency	NADO	POLADA	-	-	8	-	8	0	0%
International Ski Federation	AIOWF	FIS	2	-	2	-	4	0	0%
World Athletics - Athletics Integrity Unit	ASOIF	World Athletics - All	-	-	3	-	3	0	0%
Doping Authority Netherlands	NADO	DAN	-	-	1	-	1	0	0%
Argentina National Anti-Doping Agency	NADO	ARG-CNAD	-	-	1	-	1	0	0%
International Skating Union	AIOWF	ISU	-	-	1	-	1	0	0%
International Biathlon Union	AIOWF	IBU	-	-	1	-	1	0	0%
<b>Totals</b>			<b>13</b>	<b>0</b>	<b>43</b>	<b>0</b>	<b>56</b>	<b>0</b>	<b>0%</b>

**2020 Anti-Doping Testing Figures**  
**Samples Analyzed and Reported by Accredited Laboratories in ADAMS**

**Table 22: ASOIF Sport - Aquatics**

Testing Authority (TA)	TA Category	ADAMS Code	Urine						Blood						Total Samples	% AAF
			IC			OOC			IC			OOC				
			Samples	ATF	AAF	Samples	ATF	AAF	Samples	ATF	AAF	Samples	ATF	AAF		
International Swimming Federation	ASOIF	FINA	106	-	1	2388	2	-	-	-	-	191	-	-	2685	0.04%
China Anti-Doping Agency	NADO	CHINADA	290	-	-	826	1	-	22	-	-	21	-	-	1159	-
German National Anti-Doping Agency	NADO	NADA	155	-	1	585	-	-	8	-	-	124	-	-	872	0.1%
US Anti-Doping Agency	NADO	USADA	131	-	5	452	-	-	-	-	-	12	-	-	595	0.8%
Russian National Anti-Doping Organization	NADO	RUSADA	220	-	2	193	-	-	12	-	-	8	-	-	433	0.5%
Hungarian Anti-Doping Agency	NADO	HUNADO	166	-	2	104	-	-	6	-	-	41	-	-	317	0.6%
Italian National Anti-Doping Agency	NADO	NADO ITALIA	128	-	-	149	1	1	2	-	-	30	-	-	309	0.3%
Japan Anti-Doping Agency	NADO	JADA	94	-	-	161	-	-	-	-	-	14	-	-	269	-
French Anti-Doping Agency	NADO	AFLD-NADO	78	-	-	119	-	-	-	-	-	10	-	-	207	-
Spain National Anti-Doping Agency	NADO	ESP-NADO	91	-	-	78	-	-	4	-	-	2	-	-	175	-
Turkish Anti Doping Commission	NADO	TADC	81	-	2	71	-	-	5	-	-	6	-	-	163	1.2%
Doping Authority Netherlands	NADO	DAN	52	-	2	63	-	1	8	-	-	21	-	-	144	2.1%
National Anti-doping Center of Ukraine	NADO	NADC Ukraine	90	-	1	49	-	-	-	-	-	-	-	-	139	0.7%
UK Anti-Doping	NADO	UKAD	6	-	-	115	-	-	-	-	-	14	-	-	135	-
Sport Integrity Australia	NADO	SIA	56	-	1	49	-	-	-	-	-	3	-	-	108	0.9%
Antidoping Switzerland	NADO	ADCH	19	-	-	57	-	-	-	-	-	26	-	-	102	-
Anti-Doping Denmark	NADO	ADD	25	-	-	59	-	-	-	-	-	9	-	-	93	-
Kazakhstan National Anti-Doping Centre	NADO	KAZ-NADO	23	-	-	70	-	-	-	-	-	-	-	-	93	-
Brazilian Authority on Anti-Doping Control	NADO	ABCD	26	-	-	47	-	-	19	-	-	-	-	-	92	-
European Swimming League	Other	LEN (R)	84	-	-	-	-	-	-	-	-	-	-	-	84	-
National Anti-Doping Agency Austria GmbH	NADO	NADA Austria	26	-	-	51	-	-	-	-	-	3	-	-	80	-
Belarus National Anti-Doping Agency	NADO	BNADA	32	-	-	45	-	-	-	-	-	3	-	-	80	-
Finnish Center for Integrity in Sports	NADO	FINCIS	22	-	-	41	-	-	2	-	-	5	-	-	70	-
Romanian National Anti-Doping Agency	NADO	ANAD-Romania	16	-	-	39	-	-	-	-	-	6	-	-	61	-
Sport Ireland	NADO	SI	8	-	-	45	-	-	-	-	-	7	-	-	60	-
National Anti Doping Agency -India	NADO	IND-NADO	35	-	-	24	-	-	1	-	-	-	-	-	60	-
NADO Flanders	NADO	NADOF	24	-	-	34	-	-	-	-	-	-	-	-	58	-
Canadian Centre for Ethics in Sport	NADO	CCES	-	-	-	48	-	-	-	-	-	10	-	-	58	-
Polish Anti-Doping Agency	NADO	POLADA	38	-	1	19	-	-	-	-	-	-	-	-	57	1.8%
Anti-Doping Commission, Chinese Taipei Olympic Committee	NADO	CTADA	28	-	-	26	-	-	-	-	-	1	-	-	55	-
French Community of Belgium NADO	NADO	BEL-CFWB	19	-	-	28	-	-	2	-	-	4	-	-	53	-
Slovak Anti-Doping Agency	NADO	SADA	6	-	-	34	-	-	2	-	-	2	-	-	44	-
Bulgarian Anti-doping Center	NADO	BUL-NADO	20	-	-	21	-	-	-	-	-	3	-	-	44	-
Croatian Institute of Public Health	NADO	CIPH	29	-	-	13	-	-	-	-	-	2	-	-	44	-
Anti-Doping Sweden	NADO	ADSE	-	-	-	41	1	-	-	-	-	-	-	-	41	-
Korea Anti-Doping Agency	NADO	KADA	1	-	-	29	-	-	-	-	-	10	-	-	40	-
Israeli NADO	NADO	ISR-NADO	11	-	1	28	-	-	-	-	-	-	-	-	39	2.6%
Drug Free Sport New Zealand	NADO	DFSNZ	8	-	-	29	-	-	-	-	-	-	-	-	37	-
Anti-Doping Commission of Malta	NADO	MLT-NADO	33	-	-	3	-	-	-	-	-	-	-	-	36	-
Luxembourg NADO	NADO	ALAD	9	-	-	14	-	-	-	-	-	12	-	-	35	-
HADA - Hellenic Antidoping Agency	NADO	EOKAN	25	-	1	8	-	-	-	-	-	-	-	-	33	3.0%
Anti-Doping Norway	NADO	ADNO	6	-	2	25	-	-	-	-	-	-	-	-	31	6.5%
South African Institute for Drug-Free Sport	NADO	SAIDS	14	-	-	14	-	-	-	-	-	-	-	-	28	-
Czech Anti-Doping Committee	NADO	CADC	19	-	-	7	-	-	-	-	-	2	-	-	28	-
Azerbaijan National Anti-Doping Agency	NADO	AMADA	6	-	-	21	-	-	-	-	-	-	-	-	27	-
Anti-Doping Agency of Serbia	NADO	ADAS	16	-	-	6	-	-	-	-	-	-	-	-	22	-
Estonian Anti-Doping Agency	NADO	EADA	2	-	-	15	-	-	-	-	-	4	-	-	21	-
Slovenian Antidoping Organization	NADO	SLOADO	4	-	-	15	-	-	-	-	-	-	-	-	19	-
Anti-Doping Bureau of Latvia	NADO	LAT-NADO	4	-	-	13	-	-	-	-	-	2	-	-	19	-
Anti-Doping Paraguay	NADO	PAR-NADO	15	-	-	2	-	-	-	-	-	-	-	-	17	-
Egyptian National Anti-doping Organization	NADO	EGY-NADO	13	-	-	2	-	-	-	-	-	-	-	-	15	-
Argentina National Anti-Doping Agency	NADO	ARG-CNAD	-	-	-	15	-	-	-	-	-	-	-	-	15	-
Hong Kong Anti-Doping Committee	NADO	HKG-ADC	-	-	-	15	-	-	-	-	-	-	-	-	15	-
Anti-Doping Agency of Malaysia	NADO	ADAMAS	12	-	-	-	-	-	1	-	-	-	-	-	13	-
Liechtenstein Olympic Committee	NADO	LOC	-	-	-	8	-	-	-	-	-	5	-	-	13	-
Agency for Anti-Doping Control of Bosnia and Herzegovina	NADO	BiH-NADO	1	-	-	9	-	1	-	-	-	2	-	-	12	8.3%
Doping Control Agency of Thailand	NADO	DCAT	-	-	-	12	-	-	-	-	-	-	-	-	12	-
Anti-Doping Singapore	NADO	ADS	-	-	-	12	-	-	-	-	-	-	-	-	12	-
I.R Iran National Anti-Doping Organization	NADO	IRI-NADO	9	-	-	1	-	-	-	-	-	-	-	-	10	-
Africa Zone VI RADO	RADO	AFR-RADO-VI	10	-	-	-	-	-	-	-	-	-	-	-	10	-
Peru National Anti-Doping Commission	NADO	CONAD PERU	6	-	-	3	-	-	-	-	-	-	-	-	9	-
Portugal Anti-Doping Agency	NADO	AdoP	-	-	-	5	-	-	-	-	-	4	-	-	9	-
Lithuanian Anti-Doping Agency	NADO	LTU-NADO	-	-	-	9	-	-	-	-	-	-	-	-	9	-
Colombian NADO	NADO	COL-NADO	-	-	-	6	-	-	-	-	-	2	-	-	8	-
Cuban National Anti-Doping Agency	NADO	CUB-NADO	-	-	-	7	-	-	-	-	-	1	-	-	8	-
Mexican National Anti-Doping Committee	NADO	MEX-NADO	8	-	-	-	-	-	-	-	-	-	-	-	8	-
Central Asia RADO	RADO	RADOCA-RADO	-	-	-	6	-	-	-	-	-	-	-	-	6	-
Qatar Antidoping Commission	NADO	QADC	-	-	-	5	-	-	-	-	-	1	-	-	6	-
Vietnam Anti-Doping & Sports Medicine Agency	NADO	VADA	-	-	-	5	-	-	-	-	-	-	-	-	5	-
National Olympic and Sports Association of Iceland	NADO	ISL-NADO	3	-	-	2	-	-	-	-	-	-	-	-	5	-
South East Asia RADO	RADO	SE-ASIA-RADO	-	-	-	5	-	-	-	-	-	-	-	-	5	-
Eastern Europe RADO	RADO	E-EUR-RADO	-	-	-	4	-	-	-	-	-	-	-	-	4	-
Bahamas Anti-Doping Commission	NADO	BADC	-	-	-	4	-	-	-	-	-	-	-	-	4	-
Africa Zone II & III RADO	RADO	AFR-RADO-II-III	-	-	-	4	-	-	-	-	-	-	-	-	4	-
Oceania RADO	RADO	O-RADO	3	-	-	-	-	-	-	-	-	-	-	-	3	-
South American RADO	RADO	RADO-SAM	-	-	-	3	-	-	-	-	-	-	-	-	3	-
National Anti-Doping agency of Uzbekistan	NADO	UZNADA	-	-	-	3	-	-	-	-	-	-	-	-	3	-
Jamaica Anti-Doping Commission	NADO	JADCO	1	-	-	2	-	-	-	-	-	-	-	-	3	-
Chilean National Anti-Doping Commission	NADO	CHI-NADO	-	-	-	2	-	-	-	-	-	-	-	-	2	-
Andorra National Anti-Doping Commission	NADO	AGAD	-	-	-	2	-	-	-	-	-	-	-	-	2	-
Italian Swimming Federation	Other	ITA-AQ (R)	2	-	-	-	-	-	-	-	-	-	-	-	2	-

**2020 Anti-Doping Testing Figures**  
**Samples Analyzed and Reported by Accredited Laboratories in ADAMS**

**Table 22: ASOIF Sport - Aquatics - continued**

Testing Authority (TA)	TA Category	ADAMS Code	Urine						Blood						Total Samples	% AAF
			IC			OOC			IC			OOC				
			Samples	ATF	AAF	Samples	ATF	AAF	Samples	ATF	AAF	Samples	ATF	AAF		
DFSF Drug Free Sports Fiji	NADO	FIJ-NADO	2	-	-	-	-	-	-	-	-	-	-	-	2	-
Hellenic Swimming Federation	Other	GRE-AQ (R)	1	-	-	-	-	-	-	-	-	-	-	1	-	
Common Community Commission (Brussels)	NADO	COCOM	-	-	-	1	-	-	-	-	-	-	-	1	-	
USA Swimming	Other	USA-SW (R)	1	-	-	-	-	-	-	-	-	-	-	1	-	
Central American RADO	RADO	RADO-CAM	-	-	-	1	-	-	-	-	-	-	-	1	-	
Trinidad and Tobago Olympic Committee	NADO	TTOC	-	-	-	1	-	-	-	-	-	-	-	1	-	
Ukrainian Athletics Federation	Other	UKR-AQ (R)	1	-	-	-	-	-	-	-	-	-	-	1	-	
International Olympic Committee	Other-CS	IOC	-	-	-	1	-	-	-	-	-	-	-	1	-	
			<b>2470</b>	<b>-</b>	<b>22</b>	<b>6528</b>	<b>5</b>	<b>3</b>	<b>94</b>	<b>-</b>	<b>-</b>	<b>623</b>	<b>-</b>	<b>-</b>	<b>9715</b>	

**Table 23: ASOIF Sport - Archery**

Testing Authority (TA)	TA Category	ADAMS Code	Urine						Blood						Total Samples	% AAF
			IC			OOC			IC			OOC				
			Samples	ATF	AAF	Samples	ATF	AAF	Samples	ATF	AAF	Samples	ATF	AAF		
World Archery Federation	ASOIF	WA	40	-	-	58	1	-	-	-	-	-	-	-	98	-
China Anti-Doping Agency	NADO	CHINADA	19	-	-	69	-	-	-	-	-	-	-	88	-	
Italian National Anti-Doping Agency	NADO	NADO ITALIA	9	-	-	19	-	-	-	-	-	-	-	28	-	
Anti-Doping Commission, Chinese Taipei Olympic Committee	NADO	CTADA	14	-	-	13	-	-	-	-	-	-	-	27	-	
German National Anti-Doping Agency	NADO	NADA	9	-	-	17	-	-	-	-	-	-	-	26	-	
Japan Anti-Doping Agency	NADO	JADA	16	-	-	8	-	-	-	-	-	-	-	24	-	
National Anti Doping Agency -India	NADO	IND-NADO	5	-	-	16	-	-	-	-	-	-	-	21	-	
French Anti-Doping Agency	NADO	AFLD-NADO	13	-	-	-	-	-	-	-	-	-	-	13	-	
Doping Authority Netherlands	NADO	DAN	8	-	-	3	-	-	-	-	-	-	-	11	-	
US Anti-Doping Agency	NADO	USADA	4	-	-	7	-	1	-	-	-	-	-	11	9.1%	
Turkish Anti Doping Commission	NADO	TADC	6	-	3	2	-	-	-	-	-	-	-	8	37.5%	
Mexican National Anti-Doping Committee	NADO	MEX-NADO	8	1	-	-	-	-	-	-	-	-	-	8	-	
Anti-Doping Commission of Malta	NADO	MNADO (R)	-	-	-	7	-	-	-	-	-	-	-	7	-	
Anti-Doping Denmark	NADO	ADD	-	-	-	6	-	-	-	-	-	-	-	6	-	
Czech Anti-Doping Committee	NADO	CADC	6	-	-	-	-	-	-	-	-	-	-	6	-	
Kazakhstan National Anti-Doping Centre	NADO	KAZ-NADO	-	-	-	6	-	-	-	-	-	-	-	6	-	
HADA - Hellenic Antidoping Agency	NADO	EOKAN	5	-	-	-	-	-	-	-	-	-	-	5	-	
Russian National Anti-Doping Organization	NADO	RUSADA	4	-	-	1	-	-	-	-	-	-	-	5	-	
Vietnam Anti-Doping & Sports Medicine Agency	NADO	VADA	-	-	-	5	-	-	-	-	-	-	-	5	-	
Portugal Anti-Doping Agency	NADO	ADoP	5	-	-	-	-	-	-	-	-	-	-	5	-	
Korea Anti-Doping Agency	NADO	KADA	-	-	-	5	-	-	-	-	-	-	-	5	-	
Polish Anti-Doping Agency	NADO	POLADA	-	-	-	4	-	-	-	-	-	-	-	4	-	
Finnish Center for Integrity in Sports	NADO	FINCIS	4	-	-	-	-	-	-	-	-	-	-	4	-	
Cyprus Anti-Doping Authority	NADO	CYADA	4	-	-	-	-	-	-	-	-	-	-	4	-	
Drug Free Sport New Zealand	NADO	DFSNZ	4	-	-	-	-	-	-	-	-	-	-	4	-	
Hungarian Anti-Doping Agency	NADO	HUNADO	-	-	-	3	-	-	-	-	1	-	-	4	-	
Luxembourg NADO	NADO	ALAD	-	-	-	3	-	-	-	-	-	-	-	3	-	
United Arab Emirates National Anti-doping Committee	NADO	UAE-NADO	2	-	1	-	-	-	-	-	-	-	-	2	50.0%	
National Anti-doping Center of Ukraine	NADO	NADC Ukraine	-	-	-	2	-	-	-	-	-	-	-	2	-	
Estonian Anti-Doping Agency	NADO	EADA	-	-	-	2	-	-	-	-	-	-	-	2	-	
I.R Iran National Anti-Doping Organization	NADO	IRI-NADO	-	-	-	2	-	-	-	-	-	-	-	2	-	
Belarus National Anti-Doping Agency	NADO	BNADA	-	-	-	2	-	-	-	-	-	-	-	2	-	
National Anti-Doping Agency Austria GmbH	NADO	NADA Austria	-	-	-	2	-	-	-	-	-	-	-	2	-	
Anti-Doping Agency of Malaysia	NADO	ADAMAS	-	-	-	1	-	-	-	-	-	-	-	1	-	
Central American RADO	RADO	RADO-CAM	-	-	-	1	-	-	-	-	-	-	-	1	-	
Anti-Doping Agency of Serbia	NADO	ADAS	1	-	-	-	-	-	-	-	-	-	-	1	-	
			<b>186</b>	<b>1</b>	<b>4</b>	<b>264</b>	<b>1</b>	<b>1</b>	<b>-</b>	<b>-</b>	<b>-</b>	<b>1</b>	<b>-</b>	<b>451</b>		

## 2020 Anti-Doping Testing Figures

### Samples Analyzed and Reported by Accredited Laboratories in ADAMS

**Table 24: ASOIF Sport - Athletics**

Testing Authority (TA)	TA Category	ADAMS Code	Urine						Blood						Total Samples	% AAF
			IC			OOC			IC			OOC				
			Samples	ATF	AAF	Samples	ATF	AAF	Samples	ATF	AAF	Samples	ATF	AAF		
World Athletics - Athletics Integrity Unit	ASOIF	World Athletics - AII	562	4	4	1773	10	4	-	-	-	59	-	-	2394	0.3%
German National Anti-Doping Agency	NADO	NADA	307	-	3	1294	-	-	20	-	-	299	-	-	1920	0.2%
Russian National Anti-Doping Organization	NADO	RUSADA	492	-	12	1146	-	1	36	-	-	84	-	-	1758	0.7%
China Anti-Doping Agency	NADO	CHINADA	345	2	2	1095	2	1	23	-	-	30	-	-	1493	0.2%
US Anti-Doping Agency	NADO	USADA	196	1	2	1105	3	16	-	-	-	32	-	-	1333	1.4%
French Anti-Doping Agency	NADO	AFLD-NADO	413	-	1	323	2	-	3	-	-	24	-	-	763	0.1%
Japan Anti-Doping Agency	NADO	JADA	221	-	2	182	-	-	6	-	-	52	-	-	461	0.4%
Spain National Anti-Doping Agency	NADO	ESP-NADO	203	1	-	239	-	-	3	-	-	13	-	-	458	-
Turkish Anti Doping Commission	NADO	TADC	261	1	-	195	-	-	-	-	-	-	-	-	456	-
Italian National Anti-Doping Agency	NADO	NADO ITALIA	143	-	2	126	-	-	-	-	-	27	-	-	296	0.7%
Belarus National Anti-Doping Agency	NADO	BNADA	137	-	2	114	1	-	43	-	-	-	-	-	294	0.7%
Anti-Doping Sweden	NADO	ADSE	113	-	1	148	-	1	1	-	-	23	-	-	285	0.7%
UK Anti-Doping	NADO	UKAD	53	-	-	193	-	-	-	-	-	34	-	-	280	-
Portugal Anti-Doping Agency	NADO	AdoP	222	-	-	18	-	-	8	-	-	16	-	-	264	-
Finnish Center for Integrity in Sports	NADO	FINCIS	84	-	2	161	-	-	2	-	-	7	-	-	254	0.8%
Anti-Doping Agency of Kenya	NADO	ADAK	65	1	1	188	-	1	-	-	-	-	-	-	253	0.8%
National Anti-doping Center of Ukraine	NADO	NADC Ukraine	126	-	-	83	-	-	-	-	-	16	-	-	225	-
National Anti Doping Agency -India	NADO	IND-NADO	114	-	8	83	-	1	11	-	-	1	-	-	209	4.3%
Jamaica Anti-Doping Commission	NADO	JADCO	44	-	-	144	-	1	-	-	-	19	-	-	207	0.5%
Doping Authority Netherlands	NADO	DAN	63	-	1	126	-	-	1	-	-	15	-	-	205	0.5%
Morocco National Olympic Committee	NADO	CNOM	48	-	2	150	-	-	-	-	-	5	-	-	203	1.0%
Anti-Doping Norway	NADO	ADNO	64	-	1	93	-	-	-	-	-	42	-	-	199	0.5%
Antidoping Switzerland	NADO	ADCH	31	-	-	133	-	-	-	-	-	33	-	-	197	-
Polish Anti-Doping Agency	NADO	POLADA	70	-	1	105	-	-	-	-	-	22	-	-	197	0.5%
European Athletics Association	Other	EA	187	-	-	-	-	-	-	-	-	-	-	-	187	-
Sport Integrity Australia	NADO	SIA	39	-	-	130	2	-	-	-	-	16	-	-	185	-
Brasilian Authority on Anti-Doping Control	NADO	ABCD	147	-	-	1	-	-	27	-	-	-	-	-	175	-
Hungarian Anti-Doping Agency	NADO	HUNADO	77	-	-	59	-	-	-	-	-	21	-	-	157	-
Ethiopian Anti doping Organization	NADO	ETH-NADO	37	-	-	104	-	-	-	-	-	-	-	-	141	-
South African Institute for Drug-Free Sport	NADO	SAIDS	83	2	5	47	1	3	-	-	-	1	-	-	131	6.1%
Canadian Centre for Ethics in Sport	NADO	CCES	1	-	-	114	-	-	-	-	-	12	-	-	127	-
NADO Flanders	NADO	NADOF	71	-	3	53	-	-	-	-	-	-	-	-	124	2.4%
Anti-Doping Bureau of Latvia	NADO	LAT-NADO	25	-	-	67	-	-	-	-	-	15	-	-	107	-
Kazakhstan National Anti-Doping Centre	NADO	KAZ-NADO	43	-	3	59	2	1	-	-	-	4	-	-	106	3.8%
Slovak Anti-Doping Agency	NADO	SADA	40	-	-	45	-	-	5	-	-	7	-	-	97	-
Sport Ireland	NADO	SI	18	-	1	50	-	-	-	-	-	25	-	-	93	1.1%
Anti-Doping Denmark	NADO	ADD	36	-	1	48	-	-	-	-	-	7	-	-	91	1.1%
Korea Anti-Doping Agency	NADO	KADA	39	-	-	33	-	-	-	-	-	17	-	-	89	-
National Anti-Doping Agency Austria GmbH	NADO	NADA Austria	39	-	-	44	-	-	-	-	-	5	-	-	88	-
French Community of Belgium NADO	NADO	BEL-CFWB	22	-	-	45	-	-	1	-	-	11	-	-	79	-
Czech Anti-Doping Committee	NADO	CADC	57	-	1	15	-	-	-	-	-	2	-	-	74	1.4%
Drug Free Sport New Zealand	NADO	DFSNZ	36	-	-	34	-	-	-	-	-	3	-	-	73	-
Qatar Antidoping Commission	NADO	QADC	19	-	-	34	-	-	2	-	-	17	-	-	72	-
Croatian Institute of Public Health	NADO	CIPH	37	-	-	29	-	-	-	-	-	3	-	-	69	-
Colombian NADO	NADO	COL-NADO	-	-	-	43	-	-	-	-	-	26	-	-	69	-
Anti-Doping Commission, Chinese Taipei Olympic Comr	NADO	CTADA	58	-	-	3	-	-	3	-	-	-	-	-	64	-
Azerbaijan National Anti-Doping Agency	NADO	AMADA	30	-	-	28	-	-	-	-	-	6	-	-	64	-
HADA - Hellenic Antidoping Agency	NADO	EOKAN	46	-	-	17	-	-	-	-	-	-	-	-	63	-
Romanian National Anti-Doping Agency	NADO	ANAD-Romania	40	-	1	13	-	-	-	-	-	3	-	-	56	1.8%
Doping Control Agency of Thailand	NADO	DCAT	35	-	1	21	-	-	-	-	-	-	-	-	56	1.8%
Bulgarian Anti-doping Center	NADO	BUL-NADO	17	-	-	32	-	-	-	-	-	5	-	-	54	-
Israeli NADO	NADO	ISR-NADO	37	-	3	16	-	-	-	-	-	1	-	-	54	5.6%
Slovenian Antidoping Organization	NADO	SLOADO	26	-	-	26	-	-	-	-	-	-	-	-	52	-
Lithuanian Anti-Doping Agency	NADO	LTU-NADO	23	-	-	27	-	-	-	-	-	-	-	-	50	-
Estonian Anti-Doping Agency	NADO	EADA	5	-	-	41	-	-	-	-	-	1	-	-	47	-
Agency for Anti-Doping Control of Bosnia and Herzegovina	NADO	BIH-NADO	16	-	-	26	-	-	2	-	-	3	-	-	47	-
I.R Iran National Anti-Doping Organization	NADO	IRI-NADO	40	1	-	6	-	-	-	-	-	-	-	-	46	-
Africa Zone II & III RADO	RADO	AFR-RADO-II-III	25	-	1	20	-	-	-	-	-	-	-	-	45	2.2%
Sri Lanka Anti Doping Agency	NADO	SRI-NADO	35	-	-	10	-	-	-	-	-	-	-	-	45	-
Cuban National Anti-Doping Agency	NADO	CUB-NADO	-	-	-	28	-	-	-	-	-	11	-	-	39	-
Luxembourg NADO	NADO	ALAD	10	-	-	18	-	-	-	-	-	10	-	-	38	-
Argentina National Anti-Doping Agency	NADO	ARG-CNAD	28	-	1	8	-	-	-	-	-	1	-	-	37	2.7%
Common Community Commission (Brussels)	NADO	COCOM	11	-	-	17	-	-	2	-	-	4	-	-	34	-
Anti-Doping Agency of Serbia	NADO	ADAS	23	-	-	10	-	-	-	-	-	-	-	-	33	-
Anti-Doping Commission of Malta	NADO	MLT-NADO	16	-	-	17	-	-	-	-	-	-	-	-	33	-
Egyptian National Anti-doping Organization	NADO	EGY-NADO	13	-	-	12	-	-	-	-	-	-	-	-	25	-
Chilean National Anti-Doping Commission	NADO	CHI-NADO	-	-	-	22	-	-	-	-	-	-	-	-	22	-
Costa Rica NADO	NADO	CRC-NADO	6	-	-	9	-	1	-	-	-	7	-	-	22	4.5%
National Olympic and Sports Association of Iceland	NADO	ISL-NADO	19	-	-	1	-	-	-	-	-	-	-	-	20	-
Bahrain Anti-Doping Committee	NADO	BRN-NADO	14	-	-	5	-	-	-	-	-	-	-	-	19	-
Monaco Anti-Doping Committee	NADO	CMA Monaco	6	-	-	9	-	-	-	-	-	4	-	-	19	-
Algerian National Anti-Doping Organization	NADO	ALG-NADO	7	-	-	12	-	-	-	-	-	-	-	-	19	-
Peru National Anti-Doping Commission	NADO	CONAD PERU	6	-	-	12	-	-	-	-	-	-	-	-	18	-
United Arab Emirates National Anti-doping Committee	NADO	UAE-NADO	15	-	-	2	-	-	-	-	-	-	-	-	17	-
Anti-Doping Paraguay	NADO	PAR-NADO	15	-	-	1	-	-	-	-	-	-	-	-	16	-
Mexican National Anti-Doping Committee	NADO	MEX-NADO	4	-	-	12	2	-	-	-	-	-	-	-	16	-
Bermuda Sport Anti- Doping Authority	NADO	BSADA	6	-	-	7	-	-	-	-	-	2	-	-	15	-
Lembaga Anti-Doping Indonesia	NADO	LADI	-	-	-	15	-	1	-	-	-	-	-	-	15	6.7%
Vietnam Anti-Doping & Sports Medicine Agency	NADO	VADA	-	-	-	14	-	-	-	-	-	-	-	-	14	-
National Anti-Doping Agency of Uzbekistan	NADO	UZNADA	3	-	1	9	-	2	-	-	-	-	-	-	12	25.0%
Guatemala NADO	NADO	GUA-OAD	10	3	-	-	-	-	-	-	-	-	-	-	10	-

**2020 Anti-Doping Testing Figures**  
**Samples Analyzed and Reported by Accredited Laboratories in ADAMS**

Table 24: ASOIF Sport - Athletics - continued

Testing Authority (TA)	TA Category	ADAMS Code	Urine						Blood						Total Samples	% AAF
			IC			OOC			IC			OOC				
			Samples	ATF	AAF	Samples	ATF	AAF	Samples	ATF	AAF	Samples	ATF	AAF		
Caribbean RADO	RADO	CAR-RADO	-	-	-	9	-	-	-	-	-	-	-	-	9	-
Africa Zone I RADO	RADO	AFR-RADO-I	-	-	-	9	-	-	-	-	-	-	-	-	9	-
Anti-Doping Agency of Panama	NADO	PAN-NADO	-	-	-	9	-	-	-	-	-	-	-	-	9	-
Oman Anti-Doping Committee	NADO	OADC	8	-	-	-	-	-	-	-	-	-	-	-	8	-
Central American RADO	RADO	RADO-CAM	-	-	-	8	-	-	-	-	-	-	-	-	8	-
Anti-Doping Agency of Malaysia	NADO	ADAMAS	-	-	-	8	-	-	-	-	-	-	-	-	8	-
Nigerian National Anti-Doping Committee	NADO	NGR-NADO	-	-	-	8	-	-	-	-	-	-	-	-	8	-
Finnish Athletics Federation	Other	FIN-ATH (R)	7	-	-	-	-	-	-	-	-	-	-	-	7	-
Central Asia RADO	RADO	RADOCA-RADO	-	-	-	7	-	-	-	-	-	-	-	-	7	-
Bahamas Anti-Doping Commission	NADO	BADC	-	-	-	7	-	-	-	-	-	-	-	-	7	-
National Anti-Doping Agency of Tunisia	NADO	ANAD	-	-	-	4	-	-	-	-	-	2	-	-	6	-
Africa Zone V RADO	RADO	AFR-RADO-V	6	-	-	-	-	-	-	-	-	-	-	-	6	-
South American RADO	RADO	RADO-SAM	-	-	-	5	-	-	-	-	-	-	-	-	5	-
Trinidad and Tobago Olympic Committee	NADO	TTOC	-	-	-	5	-	-	-	-	-	-	-	-	5	-
South East Asia RADO	RADO	SE-ASIA-RADO	-	-	-	5	-	-	-	-	-	-	-	-	5	-
Georgian Anti-Doping Agency	NADO	GEO-NADO	-	-	-	5	-	-	-	-	-	-	-	-	5	-
Anti-Doping Singapore	NADO	ADS	-	-	-	4	-	-	-	-	-	-	-	-	4	-
National Antidoping Agency of the Republic of Moldova	NADO	NADO Moldova	2	-	-	2	-	-	-	-	-	-	-	-	4	-
Cyprus Anti-Doping Authority	NADO	CYADA	4	-	-	-	-	-	-	-	-	-	-	-	4	-
Eastern Europe RADO	RADO	E-EUR-RADO	-	-	-	4	-	-	-	-	-	-	-	-	4	-
National Antidoping Organization of Albania	NADO	ALB-NADO	-	-	-	4	-	-	-	-	-	-	-	-	4	-
Hong Kong Anti-Doping Committee	NADO	HKG-ADC	-	-	-	3	-	-	-	-	-	-	-	-	3	-
Andorra National Anti-Doping Commission	NADO	AGAD	1	-	-	2	-	-	-	-	-	-	-	-	3	-
Myanmar National Anti-Doping Organization	NADO	MYA-NADO	3	-	1	-	-	-	-	-	-	-	-	-	3	33.3%
World Anti-Doping Agency	OTHER-CS	WADA-AMA	-	-	-	1	-	-	-	-	-	1	-	-	2	-
Mongolian National Anti-Doping Organization	NADO	MGL-NADO	-	-	-	2	-	-	-	-	-	-	-	-	2	-
Indian Ocean RADO	RADO	IND-OCE-RADO	-	-	-	1	-	-	-	-	-	-	-	-	1	-
Africa Zone VI RADO	RADO	AFR-RADO-VI	-	-	-	1	-	-	-	-	-	-	-	-	1	-
Anti-Doping Commission of Malta	NADO	MNADO (R)	-	-	-	1	-	-	-	-	-	-	-	-	1	-
West Asia RADO	RADO	W-ASIA-RADO	-	-	-	1	-	-	-	-	-	-	-	-	1	-
National Anti-Doping Commission of Macedonia	NADO	MKD-NADO	-	-	-	-	-	-	-	-	-	1	-	-	1	-
Estonian Athletic Association	Other	EST - EAA (R)	1	-	-	-	-	-	-	-	-	-	-	-	1	-
Federacion Dominicana de Medicina del Deporte	NADO	FEDOMEDE	-	-	-	1	-	-	-	-	-	-	-	-	1	-
			6107	16	70	10913	25	34	199	-	-	1107	-	-	18326	

**2020 Anti-Doping Testing Figures**  
*Samples Analyzed and Reported by Accredited Laboratories in ADAMS*

Table 25: ASOIF Sport - Badminton

Testing Authority (TA)	TA Category	ADAMS Code	Urine						Blood						Total Samples	% AAF
			IC			OOC			IC			OOC				
			Samples	ATF	AAF	Samples	ATF	AAF	Samples	ATF	AAF	Samples	ATF	AAF		
Badminton World Federation	ASOIF	BWF	91	-	-	297	-	3	-	-	-	182	-	-	570	0.5%
China Anti-Doping Agency	NADO	CHINADA	26	-	-	107	-	-	-	-	-	-	-	-	133	-
Japan Anti-Doping Agency	NADO	JADA	12	-	-	41	-	-	12	-	-	9	-	-	74	-
German National Anti-Doping Agency	NADO	NADA	20	1	-	35	-	-	2	-	-	4	-	-	61	-
Anti-Doping Denmark	NADO	ADD	18	-	-	26	-	-	-	-	-	1	-	-	45	-
Anti-Doping Commission, Chinese Taipei Olympic Committee	NADO	CTADA	4	-	-	33	-	-	-	-	-	3	-	-	40	-
National Anti-Doping Agency -India	NADO	IND-NADO	9	-	-	13	-	-	1	-	-	-	-	-	23	-
Bulgarian Anti-doping Center	NADO	BUL-NADO	8	-	-	10	-	-	2	-	-	-	-	-	20	-
French Anti-Doping Agency	NADO	AFLD-NADO	8	-	-	10	-	-	-	-	-	-	-	-	18	-
Finnish Center for Integrity in Sports	NADO	FINCIS	9	-	-	6	-	-	2	-	-	1	-	-	18	-
Russian National Anti-Doping Organization	NADO	RUSADA	6	-	-	9	-	-	-	-	-	-	-	-	15	-
Anti-Doping Sweden	NADO	ADSE	12	-	-	-	-	-	-	-	-	-	-	-	12	-
Hong Kong Anti-Doping Committee	NADO	HKG-ADC	-	-	-	12	-	-	-	-	-	-	-	-	12	-
Doping Control Agency of Thailand	NADO	DCAT	-	-	-	11	-	-	-	-	-	-	-	-	11	-
Sport Integrity Australia	NADO	SIA	10	-	-	-	-	-	-	-	-	-	-	-	10	-
Doping Authority Netherlands	NADO	DAN	7	-	-	1	-	-	-	-	-	-	-	-	8	-
National Anti-Doping Agency Austria GmbH	NADO	NADA Austria	-	-	-	7	-	-	-	-	-	-	-	-	7	-
Sport Ireland	NADO	SI	7	-	-	-	-	-	-	-	-	-	-	-	7	-
Estonian Anti-Doping Agency	NADO	EADA	4	-	-	3	-	-	-	-	-	-	-	-	7	-
Lembaga Anti-Doping Indonesia	NADO	LADI	-	-	-	7	-	-	-	-	-	-	-	-	7	-
Monaco Anti-Doping Committee	NADO	CMA Monaco	6	-	-	-	-	-	-	-	-	-	-	-	6	-
Drug Free Sport New Zealand	NADO	DFSNZ	6	-	-	-	-	-	-	-	-	-	-	-	6	-
Antidoping Switzerland	NADO	ADCH	6	-	-	-	-	-	-	-	-	-	-	-	6	-
Jamaica Anti-Doping Commission	NADO	JADCO	-	-	-	5	-	-	-	-	-	1	-	-	6	-
US Anti-Doping Agency	NADO	USADA	-	-	-	5	-	-	-	-	-	-	-	-	5	-
Anti-Doping Bureau of Latvia	NADO	LAT-NADO	3	-	-	-	-	-	1	-	-	-	-	-	4	-
Anti-Doping Commission of Malta	NADO	MLT-NADO	4	-	1	-	-	-	-	-	-	-	-	-	4	25.0%
Hungarian Anti-Doping Agency	NADO	HUNADO	-	-	-	4	-	-	-	-	-	-	-	-	4	-
Korea Anti-Doping Agency	NADO	KADA	-	-	-	2	-	-	-	-	-	2	-	-	4	-
Spain National Anti-Doping Agency	NADO	ESP-NADO	-	-	-	4	-	-	-	-	-	-	-	-	4	-
Vietnam Anti-Doping & Sports Medicine Agency	NADO	VADA	-	-	-	3	-	-	-	-	-	-	-	-	3	-
Polish Anti-Doping Agency	NADO	POLADA	3	-	-	-	-	-	-	-	-	-	-	-	3	-
Azerbaijan National Anti-Doping Agency	NADO	AMADA	-	-	-	3	-	-	-	-	-	-	-	-	3	-
Argentina National Anti-Doping Agency	NADO	ARG-CNAD	-	-	-	2	-	-	-	-	-	-	-	-	2	-
UK Anti-Doping	NADO	UKAD	2	-	-	-	-	-	-	-	-	-	-	-	2	-
Peru National Anti-Doping Commission	NADO	CONAD PERU	-	-	-	2	-	-	-	-	-	-	-	-	2	-
National Anti-Doping agency of Uzbekistan	NADO	UZNADA	-	-	-	2	-	-	-	-	-	-	-	-	2	-
Czech Anti-Doping Committee	NADO	CADC	2	-	-	-	-	-	-	-	-	-	-	-	2	-
Anti-Doping Agency of Serbia	NADO	ADAS	2	-	-	-	-	-	-	-	-	-	-	-	2	-
National Antidoping Agency of the Republic of Moldova	NADO	NADO Moldova	-	-	-	2	-	-	-	-	-	-	-	-	2	-
Israeli NADO	NADO	ISR-NADO	-	-	-	1	-	-	-	-	-	-	-	-	1	-
Brasilian Authority on Anti-Doping Control	NADO	ABCD	-	-	-	1	-	-	-	-	-	-	-	-	1	-
Luxembourg NADO	NADO	ALAD	-	-	-	1	-	-	-	-	-	-	-	-	1	-
Lithuanian Anti-Doping Agency	NADO	LTU-NADO	-	-	-	1	-	-	-	-	-	-	-	-	1	-
National Anti-doping Center of Ukraine	NADO	NADC Ukraine	-	-	-	1	-	-	-	-	-	-	-	-	1	-
Mexican National Anti-Doping Committee	NADO	MEX-NADO	-	-	-	1	-	-	-	-	-	-	-	-	1	-
			<b>285</b>	<b>1</b>	<b>1</b>	<b>668</b>	<b>-</b>	<b>3</b>	<b>20</b>	<b>-</b>	<b>-</b>	<b>203</b>	<b>-</b>	<b>-</b>	<b>1176</b>	



**2020 Anti-Doping Testing Figures**  
**Samples Analyzed and Reported by Accredited Laboratories in ADAMS**

Table 26: ASOIF Sport - Basketball

Testing Authority (TA)	TA Category	ADAMS Code	Urine						Blood						Total Samples	% AAF
			IC			OOC			IC			OOC				
			Samples	ATF	AAF	Samples	ATF	AAF	Samples	ATF	AAF	Samples	ATF	AAF		
International Basketball Federation	ASOIF	FIBA	294	-	2	69	-	-	-	-	-	49	-	-	412	0.5%
French Anti-Doping Agency	NADO	AFLD-NADO	39	-	-	203	1	-	2	-	-	35	-	-	279	-
China Anti-Doping Agency	NADO	CHINADA	73	-	-	151	1	-	-	-	-	-	-	-	224	-
HADA - Hellenic Antidoping Agency	NADO	EOKAN	64	-	1	95	-	-	-	-	-	-	-	-	159	0.6%
Italian National Anti-Doping Agency	NADO	NADO ITALIA	40	-	-	63	-	-	-	-	-	20	-	-	123	-
Japan Anti-Doping Agency	NADO	JADA	53	-	-	68	-	-	-	-	-	-	-	-	121	-
Spain National Anti-Doping Agency	NADO	ESP-NADO	75	-	-	40	-	-	-	-	-	-	-	-	115	-
Anti-Doping Sweden	NADO	ADSE	64	-	-	44	-	-	-	-	-	-	-	-	108	-
German National Anti-Doping Agency	NADO	NADA	64	-	-	35	-	-	-	-	-	-	-	-	99	-
NADO Flanders	NADO	NADOF	32	-	-	66	-	-	-	-	-	-	-	-	98	-
Sport Integrity Australia	NADO	SIA	33	-	-	50	-	-	-	-	-	14	-	-	97	-
Finnish Center for Integrity in Sports	NADO	FINCIS	52	-	1	39	-	-	-	-	-	-	-	-	91	1.1%
Russian National Anti-Doping Organization	NADO	RUSADA	35	-	1	46	-	-	-	-	-	-	-	-	81	1.2%
Turkish Basketball Federation	Other	TUR-BAS (R)	73	-	2	-	-	-	-	-	-	-	-	-	73	2.7%
French Community of Belgium NADO	NADO	BEL-CFWB	18	-	-	43	-	-	2	-	-	7	-	-	70	-
Anti-Doping Norway	NADO	ADNO	57	-	1	12	-	-	-	-	-	-	-	-	69	1.4%
Romanian National Anti-Doping Agency	NADO	ANAD-Romania	41	-	-	15	-	-	-	-	-	8	-	-	64	-
Bulgarian Anti-doping Center	NADO	BUL-NADO	32	-	1	17	-	-	4	-	-	-	-	-	53	1.9%
Common Community Commission (Brussels)	NADO	COCOM	13	-	-	29	-	-	1	-	-	3	-	-	46	-
Saudi Arabian Antidoping Committee	NADO	KSA-NADO	44	-	1	-	-	-	-	-	-	-	-	-	44	2.3%
Drug Free Sport New Zealand	NADO	DFSNZ	30	-	-	12	-	-	-	-	-	-	-	-	42	-
Slovenian Antidoping Organization	NADO	SLOADO	12	-	-	28	-	-	-	-	-	-	-	-	40	-
Anti-Doping Bureau of Latvia	NADO	LAT-NADO	6	-	-	30	1	-	-	-	-	3	-	-	39	-
Turkish Anti Doping Commission	NADO	TADC	38	-	-	-	-	-	-	-	-	-	-	-	38	-
National Anti-Doping Agency Austria GmbH	NADO	NADA Austria	-	-	-	27	-	-	-	-	-	11	-	-	38	-
Czech Anti-Doping Committee	NADO	CADC	26	-	-	10	-	-	-	-	-	2	-	-	38	-
Anti-Doping Denmark	NADO	ADD	10	-	-	20	-	-	-	-	-	6	-	-	36	-
Hungarian Anti-Doping Agency	NADO	HUNADO	2	-	-	24	-	-	-	-	-	9	-	-	35	-
Agency for Anti-Doping Control of Bosnia and Herzegovina	NADO	BIH-NADO	12	-	-	16	-	-	4	-	-	-	-	-	32	-
Polish Anti-Doping Agency	NADO	POLADA	24	-	1	6	-	-	-	-	-	-	-	-	30	3.3%
Argentina National Anti-Doping Agency	NADO	ARG-CNAD	6	-	-	16	-	-	2	-	-	-	-	-	24	-
Croatian Institute of Public Health	NADO	CIPH	24	-	-	-	-	-	-	-	-	-	-	-	24	-
Belarus National Anti-Doping Agency	NADO	BNADA	-	-	-	21	-	-	-	-	-	-	-	-	21	-
United Arab Emirates National Anti-doping Committee	NADO	UAE-NADO	12	-	-	8	-	-	-	-	-	-	-	-	20	-
Antidoping Switzerland	NADO	ADCH	20	-	-	-	-	-	-	-	-	-	-	-	20	-
Israeli NADO	NADO	ISR-NADO	18	-	-	-	-	-	-	-	-	-	-	-	18	-
National Anti-doping Center of Ukraine	NADO	NADC Ukraine	4	-	1	14	-	-	-	-	-	-	-	-	18	5.6%
Azerbaijan National Anti-Doping Agency	NADO	AMADA	-	-	-	15	-	-	-	-	-	-	-	-	15	-
Doping Authority Netherlands	NADO	DAN	13	-	-	1	-	-	-	-	-	-	-	-	14	-
Monaco Anti-Doping Committee	NADO	CMA Monaco	-	-	-	14	-	-	-	-	-	-	-	-	14	-
Qatar Antidoping Commission	NADO	QADC	8	-	-	4	-	-	-	-	-	1	-	-	13	-
National Anti Doping Agency -India	NADO	IND-NADO	4	-	-	8	-	1	1	-	-	-	-	-	13	7.7%
Anti-Doping Agency of Serbia	NADO	ADAS	5	-	-	8	-	-	-	-	-	-	-	-	13	-
UK Anti-Doping	NADO	UKAD	6	-	-	6	-	-	-	-	-	-	-	-	12	-
Chilean National Anti-Doping Commission	NADO	CHI-NADO	12	-	1	-	-	-	-	-	-	-	-	-	12	8.3%
Mongolian National Anti-Doping Organization	NADO	MGL-NADO	-	-	-	12	-	-	-	-	-	-	-	-	12	-
Korea Anti-Doping Agency	NADO	KADA	-	-	-	9	-	-	-	-	-	2	-	-	11	-
Braslian Authority on Anti-Doping Control	NADO	ABCD	2	-	1	8	-	-	-	-	-	-	-	-	10	10.0%
Slovak Anti-Doping Agency	NADO	SADA	8	-	-	-	-	-	2	-	-	-	-	-	10	-
Lithuanian Anti-Doping Agency	NADO	LTU-NADO	9	-	-	-	-	-	-	-	-	-	-	-	9	-
Anti-Doping Agency of Kenya	NADO	ADAK	-	-	-	9	2	-	-	-	-	-	-	-	9	-
National Anti-Doping Agency of Tunisia	NADO	ANAD	8	-	-	-	-	-	-	-	-	-	-	-	8	-
Estonian Anti-Doping Agency	NADO	EADA	4	-	-	4	-	-	-	-	-	-	-	-	8	-
Anti-Doping Commission of Malta	NADO	MLT-NADO	8	-	1	-	-	-	-	-	-	-	-	-	8	12.5%
Cuban National Anti-Doping Agency	NADO	CUB-NADO	-	-	-	7	-	-	-	-	-	-	-	-	7	-
Morocco National Olympic Committee	NADO	CNOM	-	-	-	6	-	-	-	-	-	-	-	-	6	-
Sport Ireland	NADO	SI	5	-	-	-	-	-	-	-	-	-	-	-	5	-
I.R Iran National Anti-Doping Organization	NADO	IRI-NADO	4	-	-	1	-	-	-	-	-	-	-	-	5	-
Africa Zone II & III RADO	RADO	AFR-RADO-II-III	-	-	-	5	-	-	-	-	-	-	-	-	5	-
Cyprus Anti-Doping Authority	NADO	CYADA	4	-	-	-	-	-	-	-	-	-	-	-	4	-
Uruguay Anti-Doping	NADO	URU-NADO	4	-	-	-	-	-	-	-	-	-	-	-	4	-
Bahamas Anti-Doping Commission	NADO	BADC	4	1	-	-	-	-	-	-	-	-	-	-	4	-
National Olympic and Sports Association of Iceland	NADO	ISL-NADO	2	-	-	2	-	-	-	-	-	-	-	-	4	-
Costa Rica NADO	NADO	CRC-NADO	-	-	-	2	-	1	-	-	-	-	-	-	2	50.0%
Eastern Europe RADO	RADO	E-EUR-RADO	-	-	-	2	-	-	-	-	-	-	-	-	2	-
Luxembourg NADO	NADO	ALAD	-	-	-	2	-	-	-	-	-	-	-	-	2	-
Colombian NADO	NADO	COL-NADO	-	-	-	1	-	-	-	-	-	-	-	-	1	-
Anti-Doping Commission of Malta	NADO	MNADO (R)	-	-	-	1	-	-	-	-	-	-	-	-	1	-
South American RADO	RADO	RADO-SAM	-	-	-	1	-	-	-	-	-	-	-	-	1	-
			<b>1550</b>	<b>1</b>	<b>15</b>	<b>1445</b>	<b>5</b>	<b>2</b>	<b>18</b>	<b>-</b>	<b>-</b>	<b>170</b>	<b>-</b>	<b>-</b>	<b>3183</b>	

**2020 Anti-Doping Testing Figures**  
**Samples Analyzed and Reported by Accredited Laboratories in ADAMS**

**Table 27: ASOIF Sport - Boxing**

Testing Authority (TA)	TA Category	ADAMS Code	Urine						Blood						Total Samples	% AAF
			IC			OOC			IC			OOC				
			Samples	ATF	AAF	Samples	ATF	AAF	Samples	ATF	AAF	Samples	ATF	AAF		
China Anti-Doping Agency	NADO	CHINADA	99	-	1	214	-	-	-	-	-	-	-	-	313	0.3%
International Boxing Association	ASOIF	AIBA	22	-	1	223	-	-	-	-	-	16	-	-	261	0.4%
Russian National Anti-Doping Organization	NADO	RUSADA	51	-	-	136	-	-	-	-	-	33	-	-	220	-
International Olympic Committee	OTHER-CS	IOC	176	-	-	-	-	-	-	-	-	-	-	-	176	-
Azerbaijan National Anti-Doping Agency	NADO	AMADA	15	-	-	75	-	-	-	-	-	11	-	-	101	-
Kazakhstan National Anti-Doping Centre	NADO	KAZ-NADO	-	-	-	98	-	-	-	-	-	-	-	-	98	-
French Anti-Doping Agency	NADO	AFLD-NADO	36	-	2	46	-	-	-	-	-	2	-	-	84	2.4%
Italian National Anti-Doping Agency	NADO	NADO ITALIA	23	-	-	44	-	-	-	-	-	8	-	-	75	-
Hungarian Anti-Doping Agency	NADO	HUNADO	8	-	-	63	-	1	-	-	-	-	-	-	71	1.4%
National Anti Doping Agency -India	NADO	IND-NADO	50	-	3	4	-	-	13	-	-	-	-	-	67	4.5%
UK Anti-Doping	NADO	UKAD	-	-	-	56	-	-	-	-	-	8	-	-	64	-
Belarus National Anti-Doping Agency	NADO	BNADA	4	-	-	55	-	-	-	-	-	-	-	-	59	-
Anti-Doping Denmark	NADO	ADD	13	-	-	32	-	-	-	-	-	6	-	-	51	-
German National Anti-Doping Agency	NADO	NADA	6	-	-	42	-	-	-	-	-	3	-	-	51	-
National Anti-doping Center of Ukraine	NADO	NADC Ukraine	24	-	2	23	-	-	-	-	-	-	-	-	47	4.3%
US Anti-Doping Agency	NADO	USADA	-	-	-	47	-	1	-	-	-	-	-	-	47	2.1%
Bulgarian Anti-doping Center	NADO	BUL-NADO	14	-	-	28	-	-	-	-	-	4	-	-	46	-
Polish Anti-Doping Agency	NADO	POLADA	2	-	-	36	-	2	-	-	-	8	-	-	46	4.3%
Romanian National Anti-Doping Agency	NADO	ANAD-Romania	-	-	-	28	-	-	-	-	-	13	-	-	41	-
Anti-Doping Sweden	NADO	ADSE	11	-	-	28	-	-	-	-	-	-	-	-	39	-
Sport Ireland	NADO	SI	2	-	-	30	-	-	-	-	-	6	-	-	38	-
Spain National Anti-Doping Agency	NADO	ESP-NADO	31	-	1	3	-	-	3	-	-	-	-	-	37	2.7%
Finnish Center for Integrity in Sports	NADO	FINCIS	13	-	-	18	-	-	-	-	-	-	-	-	31	-
Turkish Anti Doping Commission	NADO	TADC	12	-	-	17	-	-	-	-	-	-	-	-	29	-
Colombian NADO	NADO	COL-NADO	-	-	-	17	-	-	-	-	-	11	-	-	28	-
Antidoping Switzerland	NADO	ADCH	2	-	-	20	-	-	-	-	-	5	-	-	27	-
Mexican National Anti-Doping Committee	NADO	MEX-NADO	26	-	1	-	-	-	-	-	-	-	-	-	26	3.8%
Doping Authority Netherlands	NADO	DAN	13	-	-	11	-	-	-	-	-	1	-	-	25	-
Braslian Authority on Anti-Doping Control	NADO	ABCD	2	-	-	20	-	-	-	-	-	-	-	-	22	-
Anti-Doping Norway	NADO	ADNO	-	-	-	18	-	-	-	-	-	4	-	-	22	-
Anti-Doping Commission, Chinese Taipei Olympic Committee	NADO	CTADA	14	-	-	5	-	-	1	-	-	1	-	-	21	-
French Community of Belgium NADO	NADO	BEL-CFWB	6	-	-	12	-	-	1	-	-	2	-	-	21	-
Croatian Institute of Public Health	NADO	CIPH	12	-	-	5	-	-	-	-	-	2	-	-	19	-
Japan Anti-Doping Agency	NADO	JADA	-	-	-	16	-	-	-	-	-	1	-	-	17	-
NADO Flanders	NADO	NADOF	12	-	-	5	-	-	-	-	-	-	-	-	17	-
Canadian Centre for Ethics in Sport	NADO	CCEES	-	-	-	16	-	-	-	-	-	1	-	-	17	-
Ethiopian Anti doping Organization	NADO	ETH-NADO	10	-	-	7	-	-	-	-	-	-	-	-	17	-
Anti-Doping Agency of Kenya	NADO	ADAK	-	-	-	16	-	-	-	-	-	-	-	-	16	-
Argentina National Anti-Doping Agency	NADO	ARG-CNAD	-	-	-	13	-	-	-	-	-	2	-	-	15	-
Morocco National Olympic Committee	NADO	CNOM	-	-	-	14	-	-	-	-	-	-	-	-	14	-
Korea Anti-Doping Agency	NADO	KADA	2	-	-	8	-	-	-	-	-	4	-	-	14	-
European Boxing Union	Other	EBU (R)	12	-	-	1	-	-	-	-	-	-	-	-	13	-
Doping Control Agency of Thailand	NADO	DCAT	-	-	-	12	-	-	-	-	-	-	-	-	12	-
Mongolian National Anti-Doping Organization	NADO	MGL-NADO	-	-	-	12	-	-	-	-	-	-	-	-	12	-
Agency for Anti-Doping Control of Bosnia and Herzegovina	NADO	BIH-NADO	4	-	-	5	-	1	2	-	-	-	-	-	11	9.1%
Sport Integrity Australia	NADO	SIA	-	-	-	9	-	-	-	-	-	-	-	-	9	-
Georgian Anti-Doping Agency	NADO	GEO-NADO	-	-	-	8	-	-	-	-	-	-	-	-	8	-
Central Asia RADO	RADO	RADOCA-RADO	-	-	-	8	-	-	-	-	-	-	-	-	8	-
South African Institute for Drug-Free Sport	NADO	SAIDS	8	1	-	-	-	-	-	-	-	-	-	-	8	-
Armenian National Anti-Doping Organization	NADO	ARM-NADO	-	-	-	8	-	-	-	-	-	-	-	-	8	-
Africa Zone VI RADO	RADO	AFR-RADO-VI	-	-	-	8	-	-	-	-	-	-	-	-	8	-
Nigerian National Anti-Doping Committee	NADO	NGR-NADO	-	-	-	8	-	-	-	-	-	-	-	-	8	-
South East Asia RADO	RADO	SE-ASIA-RADO	-	-	-	7	-	-	-	-	-	-	-	-	7	-
Cuban National Anti-Doping Agency	NADO	CUB-NADO	-	-	-	7	-	-	-	-	-	-	-	-	7	-
Lembaga Anti-Doping Indonesia	NADO	LADI	-	-	-	7	-	-	-	-	-	-	-	-	7	-
Central American RADO	RADO	RADO-CAM	-	-	-	6	-	-	-	-	-	-	-	-	6	-
Hong Kong Anti-Doping Committee	NADO	HKG-ADC	-	-	-	6	-	-	-	-	-	-	-	-	6	-
Egyptian National Anti-doping Organization	NADO	EGY-NADO	-	-	-	6	-	-	-	-	-	-	-	-	6	-
Eastern Europe RADO	RADO	E-EUR-RADO	-	-	-	6	-	-	-	-	-	-	-	-	6	-
Monaco Anti-Doping Committee	NADO	CMA Monaco	-	-	-	5	-	-	-	-	-	1	-	-	6	-
National Anti-Doping Agency Austria GmbH	NADO	NADA Austria	-	-	-	5	-	-	-	-	-	1	-	-	6	-
Lithuanian Anti-Doping Agency	NADO	LTU-NADO	3	-	-	2	-	-	-	-	-	-	-	-	5	-
HADA - Hellenic Antidoping Agency	NADO	EOKAN	-	-	-	4	-	1	-	-	-	-	-	-	4	25.0%
Vietnam Anti-Doping & Sports Medicine Agency	NADO	VADA	-	-	-	4	-	-	-	-	-	-	-	-	4	-
Trinidad and Tobago Olympic Committee	NADO	TTOC	-	-	-	4	-	-	-	-	-	-	-	-	4	-
Anti-Doping Agency of Serbia	NADO	ADAS	4	-	3	-	-	-	-	-	-	-	-	-	4	75.0%
Slovak Anti-Doping Agency	NADO	SADA	-	-	-	3	-	-	-	-	-	1	-	-	4	-
Estonian Anti-Doping Agency	NADO	EADA	3	-	-	1	-	-	-	-	-	-	-	-	4	-
Anti-Doping Bureau of Latvia	NADO	LAT-NADO	-	-	-	3	-	-	-	-	-	-	-	-	3	-
Sri Lanka Anti Doping Agency	NADO	SRI-NADO	3	-	-	-	-	-	-	-	-	-	-	-	3	-
Drug Free Sport New Zealand	NADO	DFSNZ	-	-	-	1	-	-	-	-	-	2	-	-	3	-
Africa Zone I RADO	RADO	AFR-RADO-I	-	-	-	3	-	-	-	-	-	-	-	-	3	-
Anti-Doping Singapore	NADO	ADS	-	-	-	2	-	-	-	-	-	1	-	-	3	-
National Anti-Doping agency of Uzbekistan	NADO	UZNADA	-	-	-	2	-	-	-	-	-	-	-	-	2	-
Peru National Anti-Doping Commission	NADO	CONAD PERU	-	-	-	2	-	-	-	-	-	-	-	-	2	-
Israeli NADO	NADO	ISR-NADO	-	-	-	2	-	-	-	-	-	-	-	-	2	-
Anti-Doping Commission of Malta	NADO	MNADO (R)	-	-	-	2	-	-	-	-	-	-	-	-	2	-
West Asia RADO	RADO	W-ASIA-RADO	-	-	-	2	-	-	-	-	-	-	-	-	2	-
National Anti-Doping Agency of Tunisia	NADO	ANAD	-	-	-	1	-	-	-	-	-	1	-	-	2	-
Qatar Antidoping Commission	NADO	QADC	-	-	-	1	-	-	-	-	-	-	-	-	1	-
Anti-Doping Paraguay	NADO	PAR-NADO	-	-	-	1	-	-	-	-	-	-	-	-	1	-

2020 Anti-Doping Testing Figures  
Samples Analyzed and Reported by Accredited Laboratories in ADAMS

Table 27: ASOIF Sport - Boxing - continued

Testing Authority (TA)	TA Category	ADAMS Code	Urine						Blood						Total Samples	% AAF
			IC			OOC			IC			OOC				
			Samples	ATF	AAF	Samples	ATF	AAF	Samples	ATF	AAF	Samples	ATF	AAF		
Anti-Doping Agency of Panama	NADO	PAN-NADO	-	-	-	1	-	-	-	-	-	-	-	-	1	-
Caribbean RADO	RADO	CAR-RADO	-	-	-	1	-	-	-	-	-	-	-	-	1	-
Indian Ocean RADO	RADO	IND-OCE-RADO	-	-	-	1	-	-	-	-	-	-	-	-	1	-
Czech Anti-Doping Committee	NADO	CADC	-	-	-	1	-	-	-	-	-	-	-	-	1	-
Chilean National Anti-Doping Commission	NADO	CHI-NADO	-	-	-	1	-	-	-	-	-	-	-	-	1	-
Luxembourg NADO	NADO	ALAD	-	-	-	1	-	-	-	-	-	-	-	-	1	-
			748	1	14	1729	-	6	20	-	-	159	-	-	2656	

**2020 Anti-Doping Testing Figures**  
**Samples Analyzed and Reported by Accredited Laboratories in ADAMS**

Table 28: ASOIF Sport - Canoe / Kayak

Testing Authority (TA)	TA Category	ADAMS Code	Urine						Blood						Total Samples	% AAF
			IC			OOC			IC			OOC				
			Samples	ATF	AAF	Samples	ATF	AAF	Samples	ATF	AAF	Samples	ATF	AAF		
China Anti-Doping Agency	NADO	CHINADA	160	-	-	317	1	-	-	-	-	43	-	-	520	-
German National Anti-Doping Agency	NADO	NADA	21	-	-	422	-	-	2	-	-	49	-	-	494	-
Russian National Anti-Doping Organization	NADO	RUSADA	75	-	-	206	1	-	13	-	-	3	-	-	297	-
Hungarian Anti-Doping Agency	NADO	HUNADO	31	-	-	118	-	1	-	-	-	25	-	-	179	0.6%
International Canoe Federation	ASOIF	ICF	35	-	-	116	-	-	-	-	-	10	-	-	161	-
Polish Anti-Doping Agency	NADO	POLADA	8	-	-	80	1	-	-	-	-	8	-	-	96	-
Sport Integrity Australia	NADO	SIA	21	-	-	53	-	-	-	-	-	8	-	-	82	-
Spain National Anti-Doping Agency	NADO	ESP-NADO	33	-	-	42	-	-	-	-	-	1	-	-	76	-
French Anti-Doping Agency	NADO	AFLD-NADO	30	-	-	45	-	-	-	-	-	-	-	-	75	-
National Anti-doping Center of Ukraine	NADO	NADC Ukraine	33	-	4	39	-	1	-	-	-	-	-	-	72	6.9%
Italian National Anti-Doping Agency	NADO	NADO ITALIA	-	-	-	60	1	-	-	-	-	10	-	-	70	-
Kazakhstan National Anti-Doping Centre	NADO	KAZ-NADO	-	-	-	66	-	2	-	-	-	-	-	-	66	3.0%
Canadian Centre for Ethics in Sport	NADO	CCES	-	-	-	61	-	-	-	-	-	4	-	-	65	-
Romanian National Anti-Doping Agency	NADO	ANAD-Romania	21	-	-	30	-	-	-	-	-	13	-	-	64	-
Slovak Anti-Doping Agency	NADO	SADA	17	-	-	35	-	-	-	-	-	10	-	-	62	-
Belarus National Anti-Doping Agency	NADO	BNADA	14	-	-	41	-	-	-	-	-	-	-	-	55	-
Anti-Doping Denmark	NADO	ADD	8	-	1	27	-	-	-	-	-	8	-	-	43	2.3%
Finnish Center for Integrity in Sports	NADO	FINCIS	8	-	-	31	-	-	-	-	-	4	-	-	43	-
UK Anti-Doping	NADO	UKAD	-	-	-	38	-	-	-	-	-	3	-	-	41	-
Portugal Anti-Doping Agency	NADO	AdoP	24	-	-	2	-	-	12	-	-	1	-	-	39	-
Czech Anti-Doping Committee	NADO	CADC	32	-	-	5	-	-	-	-	-	-	-	-	37	-
Drug Free Sport New Zealand	NADO	DFSNZ	21	-	-	15	-	-	-	-	-	-	-	-	36	-
Anti-Doping Sweden	NADO	ADSE	4	-	-	32	-	-	-	-	-	-	-	-	36	-
Korea Anti-Doping Agency	NADO	KADA	15	-	1	11	-	-	4	-	-	6	-	-	36	2.8%
Japan Anti-Doping Agency	NADO	JADA	21	-	-	11	-	-	-	-	-	3	-	-	35	-
National Anti-Doping Agency Austria GmbH	NADO	NADA Austria	7	-	-	17	-	-	-	-	-	5	-	-	29	-
Bulgarian Anti-doping Center	NADO	BUL-NADO	11	-	-	14	-	-	-	-	-	3	-	-	28	-
Antidoping Switzerland	NADO	ADCH	-	-	-	17	-	-	-	-	-	7	-	-	24	-
Anti-Doping Agency of Serbia	NADO	ADAS	19	-	-	4	-	-	-	-	-	-	-	-	23	-
Lithuanian Anti-Doping Agency	NADO	LTU-NADO	5	-	-	18	-	-	-	-	-	-	-	-	23	-
South African Institute for Drug-Free Sport	NADO	SAIDS	13	-	1	6	-	-	-	-	-	-	-	-	19	5.3%
Cuban National Anti-Doping Agency	NADO	CUB-NADO	-	-	-	15	-	-	-	-	-	4	-	-	19	-
Sport Ireland	NADO	SI	-	-	-	12	-	-	-	-	-	3	-	-	15	-
Slovenian Antidoping Organization	NADO	SLOADO	4	-	-	10	-	-	-	-	-	-	-	-	14	-
Anti-Doping Bureau of Latvia	NADO	LAT-NADO	-	-	-	13	-	-	-	-	-	1	-	-	14	-
Anti-Doping Norway	NADO	ADNO	-	-	-	12	-	-	-	-	-	1	-	-	13	-
I.R Iran National Anti-Doping Organization	NADO	IRI-NADO	-	-	-	12	-	-	-	-	-	-	-	-	12	-
US Anti-Doping Agency	NADO	USADA	-	-	-	11	-	-	-	-	-	-	-	-	11	-
Lembaga Anti-Doping Indonesia	NADO	LADI	-	-	-	10	-	-	-	-	-	-	-	-	10	-
Mexican National Anti-Doping Committee	NADO	MEX-NADO	10	-	-	-	-	-	-	-	-	-	-	-	10	-
National Antidoping Agency of the Republic of Moldova	NADO	NADO Moldova	-	-	-	8	-	-	-	-	-	-	-	-	8	-
Agency for Anti-Doping Control of Bosnia and Herzegovina	NADO	BiH-NADO	-	-	-	7	-	-	-	-	-	-	-	-	7	-
NADO Flanders	NADO	NADOF	-	-	-	6	-	-	-	-	-	-	-	-	6	-
European Canoe Association	Other	ECA (R)	6	-	-	-	-	-	-	-	-	-	-	-	6	-
Azerbaijan National Anti-Doping Agency	NADO	AMADA	-	-	-	3	-	-	-	-	-	2	-	-	5	-
HADA - Hellenic Antidoping Agency	NADO	EOKAN	5	-	-	-	-	-	-	-	-	-	-	-	5	-
South East Asia RADO	RADO	SE-ASIA-RADO	-	-	-	3	-	-	-	-	-	1	-	-	4	-
Anti-Doping Singapore	NADO	ADS	-	-	-	4	-	-	-	-	-	-	-	-	4	-
National Anti Doping Agency Belize	NADO	NADO Belize	4	-	1	-	-	-	-	-	-	-	-	-	4	25.0%
Andorra National Anti-Doping Commission	NADO	AGAD	-	-	-	3	-	-	-	-	-	1	-	-	4	-
Anti-Doping Commission, Chinese Taipei Olympic Committee	NADO	CTADA	4	-	-	-	-	-	-	-	-	-	-	-	4	-
National Anti-Doping Agency of Tunisia	NADO	ANAD	-	-	-	2	-	-	-	-	-	1	-	-	3	-
Brasilian Authority on Anti-Doping Control	NADO	ABCD	-	-	-	2	-	-	-	-	-	1	-	-	3	-
Colombian NADO	NADO	COL-NADO	-	-	-	2	-	-	-	-	-	1	-	-	3	-
Argentina National Anti-Doping Agency	NADO	ARG-CNAD	-	-	-	3	-	-	-	-	-	-	-	-	3	-
Estonian Anti-Doping Agency	NADO	EADA	-	-	-	2	-	-	-	-	-	-	-	-	2	-
Croatian Institute of Public Health	NADO	CIPH	-	-	-	2	-	-	-	-	-	-	-	-	2	-
Vietnam Anti-Doping & Sports Medicine Agency	NADO	VADA	-	-	-	2	-	-	-	-	-	-	-	-	2	-
Central Asia RADO	RADO	RADCA-RADO	-	-	-	1	-	-	-	-	-	-	-	-	1	-
Nigerian National Anti-Doping Committee	NADO	NGR-NADO	-	-	-	1	-	-	-	-	-	-	-	-	1	-
			<b>720</b>	<b>-</b>	<b>8</b>	<b>2125</b>	<b>4</b>	<b>4</b>	<b>36</b>	<b>-</b>	<b>-</b>	<b>240</b>	<b>-</b>	<b>-</b>	<b>3121</b>	

**2020 Anti-Doping Testing Figures**  
**Samples Analyzed and Reported by Accredited Laboratories in ADAMS**

Table 29: ASOIF Sport - Cycling

Testing Authority (TA)	TA Category	ADAMS Code	Urine						Blood						Total Samples	% AAF
			IC			OOC			IC			OOC				
			Samples	ATF	AAF	Samples	ATF	AAF	Samples	ATF	AAF	Samples	ATF	AAF		
International Cycling Union	ASOIF	UCI	1797	-	18	2945	-	2	273	-	-	128	-	-	5143	0.4%
China Anti-Doping Agency	NADO	CHINADA	246	2	1	541	-	1	16	-	-	72	-	2	875	0.5%
German National Anti-Doping Agency	NADO	NADA	144	-	-	409	-	-	21	-	-	212	-	-	786	-
Colombian NADO	NADO	COL-NADO	109	-	-	283	-	3	36	-	-	167	4	-	595	0.5%
Italian National Anti-Doping Agency	NADO	NADO ITALIA	239	1	5	172	-	-	12	-	-	51	-	-	474	1.1%
French Anti-Doping Agency	NADO	AFLD-NADO	317	1	3	138	-	-	6	-	-	4	-	-	465	0.6%
NADO Flanders	NADO	NADOF	272	-	4	131	-	1	-	-	-	-	-	-	403	1.2%
Antidoping Switzerland	NADO	ADCH	47	-	-	234	-	-	1	-	-	97	-	-	379	-
Spain National Anti-Doping Agency	NADO	ESP-NADO	186	-	2	171	-	-	7	-	-	15	-	-	379	0.5%
Russian National Anti-Doping Organization	NADO	RUSADA	65	-	2	233	-	-	7	-	-	25	-	-	330	0.6%
US Anti-Doping Agency	NADO	USADA	38	-	3	261	-	2	-	-	-	14	-	-	313	1.6%
Sport Integrity Australia	NADO	SIA	91	-	1	142	1	1	-	-	-	27	-	-	260	0.8%
Brasilian Authority on Anti-Doping Control	NADO	ABCD	160	-	8	-	-	-	53	-	-	-	-	-	213	3.8%
UK Anti-Doping	NADO	UKAD	8	1	-	180	-	-	-	-	-	25	-	-	213	-
Portugal Anti-Doping Agency	NADO	ADoP	161	-	5	22	-	-	6	-	-	17	-	-	206	2.4%
Anti-Doping Denmark	NADO	ADD	97	-	2	68	-	1	4	-	-	19	-	-	188	1.6%
Doping Authority Netherlands	NADO	DAN	36	-	-	105	-	-	-	-	-	15	-	-	156	-
Drug Free Sport New Zealand	NADO	DFSNZ	58	-	-	94	-	-	-	-	-	1	-	-	153	-
Japan Anti-Doping Agency	NADO	JADA	105	-	-	45	-	-	-	-	-	1	-	-	151	-
Belarus National Anti-Doping Agency	NADO	BNADA	71	-	1	62	-	-	-	-	-	1	-	-	134	0.7%
Anti-Doping Norway	NADO	ADNO	9	-	-	106	-	1	-	-	-	10	-	-	125	0.8%
Canadian Centre for Ethics in Sport	NADO	CCES	-	-	-	102	-	-	-	-	-	16	-	-	118	-
National Anti-doping Center of Ukraine	NADO	NADC Ukraine	37	-	-	61	-	1	-	-	-	10	-	-	108	0.9%
French Community of Belgium NADO	NADO	BEL-CFWB	30	-	-	62	-	-	3	-	-	11	-	-	106	-
National Anti-Doping Agency Austria GmbH	NADO	NADA Austria	41	-	-	62	-	-	-	-	-	3	-	-	106	-
Sport Ireland	NADO	SI	17	-	-	61	-	-	-	-	-	23	-	-	101	-
Kazakhstan National Anti-Doping Centre	NADO	KAZ-NADO	11	-	1	78	-	1	-	-	-	-	-	-	89	2.2%
Anti-Doping Sweden	NADO	ADSE	19	-	-	54	-	-	-	-	-	8	-	-	81	-
Hungarian Anti-Doping Agency	NADO	HUNADO	37	-	-	23	-	-	3	-	-	10	-	-	73	-
Polish Anti-Doping Agency	NADO	POLADA	46	-	1	26	-	1	-	-	-	1	-	-	73	2.7%
Azerbaijan National Anti-Doping Agency	NADO	AMADA	15	-	-	50	-	-	-	-	-	7	-	-	72	-
Korea Anti-Doping Agency	NADO	KADA	20	-	-	22	-	-	8	-	-	16	-	-	66	-
Czech Anti-Doping Committee	NADO	CADC	39	-	-	13	-	1	-	-	-	2	-	-	54	1.9%
Turkish Anti Doping Commission	NADO	TADC	21	-	-	32	-	-	-	-	-	-	-	-	53	-
Finnish Center for Integrity in Sports	NADO	FINCIS	28	-	-	20	-	-	-	-	-	3	-	-	51	-
South African Institute for Drug-Free Sport	NADO	SAIDS	25	-	-	17	-	-	-	-	-	-	-	-	42	-
Romanian National Anti-Doping Agency	NADO	ANAD-Romania	36	-	-	3	-	-	-	-	-	2	-	-	41	-
Guatemala NADO	NADO	GUA-OAD	41	5	2	-	-	-	-	-	-	-	-	-	41	4.9%
Luxembourg NADO	NADO	ALAD	11	-	-	17	-	-	-	-	-	8	-	-	36	-
Argentina National Anti-Doping Agency	NADO	ARG-CNAD	4	-	1	32	-	2	-	-	-	-	-	-	36	8.3%
Cuban National Anti-Doping Agency	NADO	CUB-NADO	28	-	-	6	-	-	-	-	-	-	-	-	34	-
Doping Control Agency of Thailand	NADO	DCAT	14	-	-	18	-	-	-	-	-	-	-	-	32	-
National Anti Doping Agency -India	NADO	IND-NADO	13	-	-	16	-	-	2	-	-	-	-	-	31	-
Slovak Anti-Doping Agency	NADO	SADA	14	-	-	11	-	-	2	-	-	3	-	-	30	-
Mexican National Anti-Doping Committee	NADO	MEX-NADO	25	-	-	2	-	-	-	-	-	-	-	-	27	-
Slovenian Antidoping Organization	NADO	SLOADO	12	-	-	13	-	-	-	-	-	-	-	-	25	-
Anti-Doping Bureau of Latvia	NADO	LAT-NADO	-	-	-	16	-	-	-	-	-	5	-	-	21	-
Ecuador NADO	NADO	ECU-NADO	21	-	1	-	-	-	-	-	-	-	-	-	21	4.8%
Anti-Doping Agency of Serbia	NADO	ADAS	17	-	-	4	-	-	-	-	-	-	-	-	21	-
HADA - Hellenic Antidoping Agency	NADO	EOKAN	17	-	-	2	-	-	-	-	-	-	-	-	19	-
Lithuanian Anti-Doping Agency	NADO	LTU-NADO	-	-	-	17	-	-	-	-	-	2	-	-	19	-
Anti-Doping Agency of Malaysia	NADO	ADAMAS	-	-	-	18	-	-	-	-	-	-	-	-	18	-
Chilean National Anti-Doping Commission	NADO	CHI-NADO	14	-	-	3	-	-	-	-	-	-	-	-	17	-
Qatar Antidoping Commission	NADO	QADC	-	-	-	9	-	-	-	-	-	5	-	-	14	-
Lembaga Anti-Doping Indonesia	NADO	LADI	-	-	-	14	-	-	-	-	-	-	-	-	14	-
Israeli NADO	NADO	ISR-NADO	11	-	-	3	-	-	-	-	-	-	-	-	14	-
Costa Rica NADO	NADO	CRC-NADO	4	-	-	5	-	-	-	-	-	3	-	-	12	-
Anti-Doping Agency of Panama	NADO	PAN-NADO	11	1	-	1	-	-	-	-	-	-	-	-	12	-
Africa Zone VI RADO	RADO	AFR-RADO-VI	7	-	2	4	-	-	-	-	-	-	-	-	11	18.2%
Monaco Anti-Doping Committee	NADO	CMA Monaco	-	-	-	8	-	-	-	-	-	3	-	-	11	-
Anti-Doping Paraguay	NADO	PAR-NADO	10	-	3	-	-	-	-	-	-	-	-	-	10	30.0%
Saudi Arabian Antidoping Committee	NADO	KSA-NADO	10	-	-	-	-	-	-	-	-	-	-	-	10	-
Peru National Anti-Doping Commission	NADO	CONAD PERU	-	-	-	10	-	-	-	-	-	-	-	-	10	-
Uruguay Anti-Doping	NADO	URU-NADO	9	-	1	-	-	-	-	-	-	-	-	-	9	11.1%
Cyprus Anti-Doping Authority	NADO	CYADA	8	-	-	-	-	-	-	-	-	-	-	-	8	-
Agency for Anti-Doping Control of Bosnia and Herzegovina	NADO	BIH-NADO	3	-	-	4	-	-	1	-	-	-	-	-	8	-
Bulgarian Anti-doping Center	NADO	BUL-NADO	8	-	-	-	-	-	-	-	-	-	-	-	8	-
South American RADO	RADO	RADO-SAM	-	-	-	6	-	-	-	-	-	-	-	-	6	-
Anti-Doping Commission of Malta	NADO	MLT-NADO	-	-	-	6	-	-	-	-	-	-	-	-	6	-
Sri Lanka Anti Doping Agency	NADO	SRI-NADO	6	-	1	-	-	-	-	-	-	-	-	-	6	16.7%
Morocco National Olympic Committee	NADO	CNOM	-	-	-	6	-	-	-	-	-	-	-	-	6	-
Estonian Anti-Doping Agency	NADO	EADA	6	-	-	-	-	-	-	-	-	-	-	-	6	-
Hong Kong Anti-Doping Committee	NADO	HKG-ADC	-	-	-	6	-	-	-	-	-	-	-	-	6	-
National Anti-Doping agency of Uzbekistan	NADO	UZNADA	-	-	-	5	-	-	-	-	-	-	-	-	5	-
I.R Iran National Anti-Doping Organization	NADO	IRI-NADO	3	-	-	2	-	-	-	-	-	-	-	-	5	-
Cameroon Anti-Doping Organisation	NADO	OICALUDS	3	-	-	2	-	-	-	-	-	-	-	-	5	-
Africa Zone II & III RADO	RADO	AFR-RADO-II-III	-	-	-	5	-	-	-	-	-	-	-	-	5	-
National Olympic and Sports Association of Iceland	NADO	ISL-NADO	4	-	-	-	-	-	-	-	-	-	-	-	4	-
Venezuela NADO	NADO	VEN-NADO	4	-	-	-	-	-	-	-	-	-	-	-	4	-
National Anti Doping Agency Belize	NADO	NADO Belize	4	-	-	-	-	-	-	-	-	-	-	-	4	-
Bermuda Sport Anti- Doping Authority	NADO	BSADA	-	-	-	2	-	-	-	-	-	1	-	-	3	-

**2020 Anti-Doping Testing Figures**  
**Samples Analyzed and Reported by Accredited Laboratories in ADAMS**

**Table 29: ASOIF Sport - Cycling - continued**

Testing Authority (TA)	TA Category	ADAMS Code	Urine						Blood						Total Samples	% AAF
			IC			OOC			IC			OOC				
			Samples	ATF	AAF	Samples	ATF	AAF	Samples	ATF	AAF	Samples	ATF	AAF		
Algerian National Anti-Doping Organization	NADO	ALG-NADO	-	-	-	2	-	-	-	-	-	-	-	-	2	-
Croatian Institute of Public Health	NADO	CIPH	-	-	-	1	-	-	-	-	-	1	-	-	2	-
Egyptian National Anti-doping Organization	NADO	EGY-NADO	-	-	-	2	-	-	-	-	-	-	-	-	2	-
Bahamas Anti-Doping Commission	NADO	BADC	-	-	-	2	-	-	-	-	-	-	-	-	2	-
Central Asia RADO	RADO	RADOCA-RADO	-	-	-	2	-	-	-	-	-	-	-	-	2	-
National Anti-Doping Agency of Tunisia	NADO	ANAD	-	-	-	2	-	-	-	-	-	-	-	-	2	-
United Arab Emirates National Anti-doping Committee	NADO	UAE-NADO	-	-	-	2	-	-	-	-	-	-	-	-	2	-
South East Asia RADO	RADO	SE-ASIA-RADO	-	-	-	1	-	-	-	-	-	-	-	-	1	-
Andorra National Anti-Doping Commission	NADO	AGAD	-	-	-	1	-	-	-	-	-	-	-	-	1	-
Trinidad and Tobago Olympic Committee	NADO	TTOC	-	-	-	1	-	-	-	-	-	-	-	-	1	-
Suriname Anti-Doping Authority	NADO	SUR-NADO	-	-	-	1	-	-	-	-	-	-	-	-	1	-
Anti-Doping Singapore	NADO	ADS	-	-	-	1	-	-	-	-	-	-	-	-	1	-
			5020	11	68	7319	1	18	461	-	-	1044	4	2	13844	

**Table 30: ASOIF Sport - Equestrian Sports**

Testing Authority (TA)	TA Category	ADAMS Code	Urine						Blood						Total Samples	% AAF
			IC			OOC			IC			OOC				
			Samples	ATF	AAF	Samples	ATF	AAF	Samples	ATF	AAF	Samples	ATF	AAF		
International Equestrian Federation	ASOIF	FEI	26	-	1	43	-	-	-	-	-	-	-	-	69	1.4%
German National Anti-Doping Agency	NADO	NADA	27	-	1	24	-	-	-	-	-	-	-	-	51	2.0%
Japan Anti-Doping Agency	NADO	JADA	9	-	-	23	-	-	-	-	-	-	-	-	32	-
China Anti-Doping Agency	NADO	CHINADA	-	-	-	29	-	-	-	-	-	-	-	-	29	-
Italian National Anti-Doping Agency	NADO	NADO ITALIA	17	-	-	3	-	-	2	-	-	3	-	-	25	-
Mexican National Anti-Doping Committee	NADO	MEX-NADO	-	-	-	10	-	-	-	-	-	-	-	-	10	-
Antidoping Switzerland	NADO	ADCH	10	-	-	-	-	-	-	-	-	-	-	-	10	-
Anti-Doping Sweden	NADO	ADSE	8	-	-	-	-	-	-	-	-	-	-	-	8	-
Drug Free Sport New Zealand	NADO	DFSNZ	8	-	-	-	-	-	-	-	-	-	-	-	8	-
Finnish Center for Integrity in Sports	NADO	FINCIS	7	-	-	1	-	-	-	-	-	-	-	-	8	-
Czech Anti-Doping Committee	NADO	CADC	7	-	1	-	-	-	-	-	-	-	-	-	7	14.3%
Qatar Antidoping Commission	NADO	QADC	-	-	-	6	-	-	-	-	-	-	-	-	6	-
Doping Authority Netherlands	NADO	DAN	-	-	-	6	-	-	-	-	-	-	-	-	6	-
National Anti-Doping Agency Austria GmbH	NADO	NADA Austria	-	-	-	5	-	-	-	-	-	-	-	-	5	-
Monaco Anti-Doping Committee	NADO	CMA Monaco	-	-	-	4	-	-	-	-	-	1	-	-	5	-
French Anti-Doping Agency	NADO	AFLD-NADO	-	-	-	5	-	-	-	-	-	-	-	-	5	-
Sport Ireland	NADO	SI	4	-	-	-	-	-	-	-	-	-	-	-	4	-
Luxembourg NADO	NADO	ALAD	-	-	-	4	-	-	-	-	-	-	-	-	4	-
Sport Integrity Australia	NADO	SIA	4	-	-	-	-	-	-	-	-	-	-	-	4	-
United Arab Emirates National Anti-doping Committee	NADO	UAE-NADO	4	-	-	-	-	-	-	-	-	-	-	-	4	-
Hungarian Anti-Doping Agency	NADO	HUNADO	4	-	1	-	-	-	-	-	-	-	-	-	4	25.0%
National Anti Doping Agency -India	NADO	IND-NADO	3	-	-	-	-	-	-	-	-	-	-	-	3	-
Hong Kong Anti-Doping Committee	NADO	HKG-ADC	-	-	-	3	-	-	-	-	-	-	-	-	3	-
Bermuda Sport Anti- Doping Authority	NADO	BSADA	-	-	-	1	-	-	-	-	-	1	-	-	2	-
Romanian National Anti-Doping Agency	NADO	ANAD-Romania	-	-	-	2	-	-	-	-	-	-	-	-	2	-
US Anti-Doping Agency	NADO	USADA	-	-	-	1	-	-	-	-	-	-	-	-	1	-
Anti-Doping Denmark	NADO	ADD	-	-	-	1	-	-	-	-	-	-	-	-	1	-
Anti-Doping Bureau of Latvia	NADO	LAT-NADO	-	-	-	1	-	-	-	-	-	-	-	-	1	-
			138	-	4	172	-	-	2	-	-	5	-	-	317	

**2020 Anti-Doping Testing Figures**  
**Samples Analyzed and Reported by Accredited Laboratories in ADAMS**

**Table 31: ASOIF Sport - Fencing**

Testing Authority (TA)	TA Category	ADAMS Code	Urine						Blood						Total Samples	% AAF
			IC			OOC			IC			OOC				
			Samples	ATF	AAF	Samples	ATF	AAF	Samples	ATF	AAF	Samples	ATF	AAF		
International Fencing Federation	ASOIF	FIE	131	1	-	275	-	-	-	-	-	14	-	-	420	-
China Anti-Doping Agency	NADO	CHINADA	54	-	-	171	-	-	-	-	-	-	-	-	225	-
Italian National Anti-Doping Agency	NADO	NADO ITALIA	-	-	-	93	-	1	-	-	-	10	-	-	103	1.0%
Hungarian Anti-Doping Agency	NADO	HUNADO	5	-	-	54	-	1	-	-	-	8	-	-	67	1.5%
German National Anti-Doping Agency	NADO	NADA	-	-	-	51	-	-	-	-	-	-	-	-	51	-
French Anti-Doping Agency	NADO	AFLD-NADO	10	-	-	40	-	1	-	-	-	-	-	-	50	2.0%
Japan Anti-Doping Agency	NADO	JADA	6	-	-	23	-	-	-	-	-	-	-	-	29	-
National Anti-doping Center of Ukraine	NADO	NADC Ukraine	4	-	-	18	-	-	-	-	-	-	-	-	22	-
Azerbaijan National Anti-Doping Agency	NADO	AMADA	-	-	-	21	-	-	-	-	-	-	-	-	21	-
Belarus National Anti-Doping Agency	NADO	BNADA	-	-	-	18	-	-	-	-	-	-	-	-	18	-
Romanian National Anti-Doping Agency	NADO	ANAD-Romania	-	-	-	17	-	-	-	-	-	-	-	-	17	-
Estonian Anti-Doping Agency	NADO	EADA	7	-	-	9	-	-	-	-	-	-	-	-	16	-
US Anti-Doping Agency	NADO	USADA	-	-	-	15	-	-	-	-	-	-	-	-	15	-
National Anti Doping Agency -India	NADO	IND-NADO	6	-	1	8	-	-	-	-	-	-	-	-	14	7.1%
National Anti-Doping Agency Austria GmbH	NADO	NADA Austria	-	-	-	12	-	-	-	-	-	1	-	-	13	-
Polish Anti-Doping Agency	NADO	POLADA	-	-	-	13	-	-	-	-	-	-	-	-	13	-
Russian National Anti-Doping Organization	NADO	RUSADA	12	-	-	1	-	-	-	-	-	-	-	-	13	-
Bulgarian Anti-doping Center	NADO	BUL-NADO	3	-	-	6	-	-	-	-	-	-	-	-	9	-
Anti-Doping Denmark	NADO	ADD	-	-	-	9	-	-	-	-	-	-	-	-	9	-
Czech Anti-Doping Committee	NADO	CADC	9	-	-	-	-	-	-	-	-	-	-	-	9	-
Hong Kong Anti-Doping Committee	NADO	HKG-ADC	-	-	-	8	-	-	-	-	-	-	-	-	8	-
Egyptian National Anti-doping Organization	NADO	EGY-NADO	-	-	-	8	-	-	-	-	-	-	-	-	8	-
Cuban National Anti-Doping Agency	NADO	CUB-NADO	-	-	-	7	-	-	-	-	-	-	-	-	7	-
Doping Authority Netherlands	NADO	DAN	6	-	-	-	-	-	-	-	-	-	-	-	6	-
Antidoping Switzerland	NADO	ADCH	-	-	-	6	-	-	-	-	-	-	-	-	6	-
Luxembourg NADO	NADO	ALAD	4	-	-	2	-	-	-	-	-	-	-	-	6	-
French Community of Belgium NADO	NADO	BEL-CFWB	6	-	-	-	-	-	-	-	-	-	-	-	6	-
Spain National Anti-Doping Agency	NADO	ESP-NADO	6	-	-	-	-	-	-	-	-	-	-	-	6	-
Korea Anti-Doping Agency	NADO	KADA	-	-	-	5	-	-	-	-	-	-	-	-	5	-
Kazakhstan National Anti-Doping Centre	NADO	KAZ-NADO	-	-	-	5	-	-	-	-	-	-	-	-	5	-
Finnish Center for Integrity in Sports	NADO	FINCIS	3	-	-	2	-	-	-	-	-	-	-	-	5	-
United Arab Emirates National Anti-doping Committee	NADO	UAE-NADO	4	-	-	-	-	-	-	-	-	-	-	-	4	-
Anti-Doping Commission, Chinese Taipei Olympic Committee	NADO	CTADA	4	-	-	-	-	-	-	-	-	-	-	-	4	-
HADA - Hellenic Antidoping Agency	NADO	EOKAN	3	-	-	1	-	-	-	-	-	-	-	-	4	-
Israeli NADO	NADO	ISR-NADO	-	-	-	3	-	-	-	-	-	-	-	-	3	-
Canadian Centre for Ethics in Sport	NADO	CCES	-	-	-	3	-	-	-	-	-	-	-	-	3	-
Peru National Anti-Doping Commission	NADO	CONAD PERU	-	-	-	2	-	-	-	-	-	-	-	-	2	-
Qatar Antidoping Commission	NADO	QADC	-	-	-	2	-	-	-	-	-	-	-	-	2	-
National Anti-Doping Agency of Tunisia	NADO	ANAD	-	-	-	2	-	-	-	-	-	-	-	-	2	-
Anti-Doping Agency of Serbia	NADO	ADAS	2	-	-	-	-	-	-	-	-	-	-	-	2	-
South East Asia RADO	RADO	SE-ASIA-RADO	-	-	-	2	-	-	-	-	-	-	-	-	2	-
<b>Total</b>			<b>285</b>	<b>1</b>	<b>1</b>	<b>912</b>	<b>-</b>	<b>3</b>	<b>-</b>	<b>-</b>	<b>-</b>	<b>33</b>	<b>-</b>	<b>-</b>	<b>1230</b>	

**Table 32: ASOIF Sport - Field Hockey**

Testing Authority (TA)	TA Category	ADAMS Code	Urine						Blood						Total Samples	% AAF
			IC			OOC			IC			OOC				
			Samples	ATF	AAF	Samples	ATF	AAF	Samples	ATF	AAF	Samples	ATF	AAF		
German National Anti-Doping Agency	NADO	NADA	8	-	-	98	-	-	-	-	-	-	-	-	106	-
China Anti-Doping Agency	NADO	CHINADA	8	-	-	79	-	-	-	-	-	-	-	-	87	-
International Hockey Federation	ASOIF	FIH	40	-	-	14	-	-	9	-	-	2	-	-	65	-
Japan Anti-Doping Agency	NADO	JADA	48	-	-	7	-	-	-	-	-	-	-	-	55	-
Common Community Commission (Brussels)	NADO	COCOM	-	-	-	36	-	-	-	-	-	4	-	-	40	-
Drug Free Sport New Zealand	NADO	DFSNZ	32	-	-	7	-	-	-	-	-	-	-	-	39	-
UK Anti-Doping	NADO	UKAD	1	-	-	31	-	-	-	-	-	-	-	-	32	-
Argentina National Anti-Doping Agency	NADO	ARG-CNAD	-	-	-	29	-	-	-	-	-	-	-	-	29	-
Sport Integrity Australia	NADO	SIA	-	-	-	17	-	-	-	-	-	5	-	-	22	-
French Community of Belgium NADO	NADO	BEL-CFWB	18	-	1	-	-	-	2	-	-	-	-	-	20	5.0%
NADO Flanders	NADO	NADOF	20	-	-	-	-	-	-	-	-	-	-	-	20	-
National Anti Doping Agency -India	NADO	IND-NADO	13	-	-	-	-	-	2	-	-	-	-	-	15	-
Sport Ireland	NADO	SI	-	-	-	12	-	-	-	-	-	-	-	-	12	-
Doping Authority Netherlands	NADO	DAN	8	-	-	4	-	-	-	-	-	-	-	-	12	-
Spain National Anti-Doping Agency	NADO	ESP-NADO	12	-	-	-	-	-	-	-	-	-	-	-	12	-
Korea Anti-Doping Agency	NADO	KADA	6	-	-	2	-	-	2	-	-	2	-	-	12	-
Italian National Anti-Doping Agency	NADO	NADO ITALIA	-	-	-	8	-	-	-	-	-	4	-	-	12	-
Belarus National Anti-Doping Agency	NADO	BNADA	-	-	-	10	-	-	-	-	-	-	-	-	10	-
Polish Anti-Doping Agency	NADO	POLADA	4	-	-	6	-	-	-	-	-	-	-	-	10	-
US Anti-Doping Agency	NADO	USADA	-	-	-	9	-	-	-	-	-	-	-	-	9	-
Anti-Doping Commission of Malta	NADO	MLT-NADO	8	-	1	-	-	-	-	-	-	-	-	-	8	12.5%
French Anti-Doping Agency	NADO	AFLD-NADO	7	-	-	-	-	-	-	-	-	-	-	-	7	-
Anti-Doping Agency of Kenya	NADO	ADAK	-	-	-	5	-	-	-	-	-	-	-	-	5	-
National Anti-Doping Agency Austria GmbH	NADO	NADA Austria	-	-	-	4	-	-	-	-	-	-	-	-	4	-
Anti-Doping Agency of Serbia	NADO	ADAS	-	-	-	2	-	-	-	-	-	-	-	-	2	-
South African Institute for Drug-Free Sport	NADO	SAIDS	-	-	-	1	-	-	-	-	-	-	-	-	1	-
<b>Total</b>			<b>233</b>	<b>-</b>	<b>2</b>	<b>381</b>	<b>-</b>	<b>-</b>	<b>15</b>	<b>-</b>	<b>-</b>	<b>17</b>	<b>-</b>	<b>-</b>	<b>646</b>	

**2020 Anti-Doping Testing Figures**  
**Samples Analyzed and Reported by Accredited Laboratories in ADAMS**

Table 33: ASOIF Sport - Football

Testing Authority (TA)	TA Category	ADAMS Code	Urine						Blood						Total Samples	% AAF
			IC			OOC			IC			OOC				
			Samples	ATF	AAF	Samples	ATF	AAF	Samples	ATF	AAF	Samples	ATF	AAF		
UK Anti-Doping	NADO	UKAD	682	-	1	1638	1	3	-	-	-	141	-	-	2461	0.2%
Braslian Authority on Anti-Doping Control	NADO	ABCD	2176	-	8	2	-	-	-	-	-	-	-	-	2178	0.4%
Italian National Anti-Doping Agency	NADO	NADO ITALIA	974	-	-	753	-	-	6	-	-	245	-	-	1978	-
Union of European Football Associations	Other	UEFA	1245	-	4	363	-	3	-	-	-	60	-	-	1668	0.4%
German National Anti-Doping Agency	NADO	NADA	1084	1	1	438	-	-	52	-	-	40	-	-	1614	0.1%
South American Football Confederation	Other	CONMEBOL	1424	2	4	49	-	-	-	-	-	-	-	-	1473	0.3%
French Anti-Doping Agency	NADO	AFLD-NADO	263	-	1	736	-	-	-	-	-	24	-	-	1023	0.1%
Chilean National Anti-Doping Commission	NADO	CHI-NADO	271	-	-	524	-	2	-	-	-	-	-	-	795	0.3%
Saudi Arabian Antidoping Committee	NADO	KSA-NADO	534	-	4	196	1	1	-	-	-	-	-	-	730	0.7%
Portugal Anti-Doping Agency	NADO	ADoP	515	-	3	150	-	-	-	-	-	53	-	-	718	0.4%
Mexican National Anti-Doping Committee	NADO	MEX-NADO	219	-	-	368	-	-	-	-	-	-	-	-	587	-
United Arab Emirates National Anti-doping Committee	NADO	UAE-NADO	254	1	3	159	-	2	8	-	-	-	-	-	421	1.2%
Turkish Anti Doping Commission	NADO	TADC	167	-	-	237	-	1	-	-	-	-	-	-	404	0.2%
NADO Flanders	NADO	NADOF	94	-	-	227	1	-	-	-	-	-	-	-	321	-
Korea Anti-Doping Agency	NADO	KADA	201	-	1	43	-	-	23	-	-	8	-	-	275	0.4%
International Federation of Football Associations	ASOIF	FIFA	77	-	-	49	-	-	50	-	-	74	-	-	250	-
Argentina National Anti-Doping Agency	NADO	ARG-CNAD	211	-	-	29	-	-	-	-	-	1	-	-	241	-
Asian Football Confederation	Other	AFC	237	-	2	-	-	-	-	-	-	-	-	-	237	0.8%
Spain National Anti-Doping Agency	NADO	ESP-NADO	139	-	4	95	-	-	-	-	-	-	-	-	234	1.7%
Japan Anti-Doping Agency	NADO	JADA	195	-	-	29	-	-	-	-	-	-	-	-	224	-
Anti-Doping Sweden	NADO	ADSE	105	-	-	117	-	-	-	-	-	-	-	-	222	-
Sport Integrity Australia	NADO	SIA	48	-	2	133	-	-	-	-	-	15	-	-	196	1.0%
Finnish Center for Integrity in Sports	NADO	FINCIS	77	-	-	88	1	-	-	-	-	11	-	-	176	-
Slovenian Antidoping Organization	NADO	SLOADO	104	-	1	66	-	-	-	-	-	-	-	-	170	0.6%
Anti-Doping Paraguay	NADO	PAR-NADO	164	-	1	-	-	-	-	-	-	-	-	-	164	0.6%
Anti-Doping Norway	NADO	ADNO	106	-	1	53	-	-	-	-	-	-	-	-	159	0.6%
National Anti-Doping Agency Austria GmbH	NADO	NADA Austria	24	-	-	88	-	-	12	-	-	32	-	-	156	-
China Anti-Doping Agency	NADO	CHINADA	55	-	-	96	-	1	-	-	-	-	-	-	151	0.7%
Peru National Anti-Doping Commission	NADO	CONAD PERU	132	-	-	12	-	-	-	-	-	-	-	-	144	-
Algerian Football Federation	Other	ALG-FOO (R)	136	-	-	-	-	-	-	-	-	-	-	-	136	-
Russian National Anti-Doping Organization	NADO	RUSADA	77	-	-	57	-	-	-	-	-	-	-	-	134	-
HADA - Hellenic Antidoping Agency	NADO	EOKAN	108	-	1	20	-	-	-	-	-	-	-	-	128	0.8%
African Football Confederation	Other	CAF	120	-	3	-	-	-	-	-	-	-	-	-	120	2.5%
Anti-Doping Denmark	NADO	ADD	64	-	-	51	-	-	-	-	-	4	-	-	119	-
National Anti-doping Center of Ukraine	NADO	NADC Ukraine	20	-	-	98	-	-	-	-	-	-	-	-	118	-
I.R Iran National Anti-Doping Organization	NADO	IRI-NADO	110	-	1	4	-	-	-	-	-	-	-	-	114	0.9%
French Community of Belgium NADO	NADO	BEL-CFWB	49	-	1	48	-	-	5	-	-	8	-	-	110	0.9%
Bolivian Football Federation	Other	BOL-FB (R)	108	-	1	-	-	-	-	-	-	-	-	-	108	0.9%
Azerbaijan National Anti-Doping Agency	NADO	AMADA	41	-	-	53	-	-	-	-	-	10	-	-	104	-
Antidoping Switzerland	NADO	ADCH	62	-	-	35	-	-	-	-	-	5	-	-	102	-
Bulgarian Anti-doping Center	NADO	BUL-NADO	48	-	-	44	-	-	8	-	-	-	-	-	100	-
Doping Authority Netherlands	NADO	DAN	75	-	1	-	-	-	-	-	-	-	-	-	75	1.3%
Colombian NADO	NADO	COL-NADO	25	-	-	41	-	-	-	-	-	6	-	-	72	-
Qatar Antidoping Commission	NADO	QADC	30	-	-	24	-	-	-	-	-	8	-	-	62	-
Croatian Institute of Public Health	NADO	CIPH	59	-	-	-	-	-	2	-	-	-	-	-	61	-
Common Community Commission (Brussels)	NADO	COCOM	30	-	-	24	-	-	4	-	-	3	-	-	61	-
Israel Football Association	Other	ISR-FB (R)	60	-	-	-	-	-	-	-	-	-	-	-	60	-
Agency for Anti-Doping Control of Bosnia and Herzegov	NADO	BIH-NADO	28	-	-	24	-	-	-	-	-	6	-	-	58	-
Sport Ireland	NADO	SI	27	-	-	28	-	-	-	-	-	-	-	-	55	-
Ecuador NADO	NADO	ECU-NADO	51	-	-	-	-	-	-	-	-	-	-	-	51	-
Drug Free Sport New Zealand	NADO	DFSNZ	38	-	-	10	-	-	-	-	-	-	-	-	48	-
Canadian Centre for Ethics in Sport	NADO	CCES	10	-	-	29	-	-	-	-	-	1	-	-	40	-
Czech Anti-Doping Committee	NADO	CADC	38	-	-	-	-	-	-	-	-	-	-	-	38	-
Costa Rica NADO	NADO	CRC-NADO	20	-	-	8	-	-	4	-	-	-	-	-	32	-
Hungarian Anti-Doping Agency	NADO	HUNADO	32	-	-	-	-	-	-	-	-	-	-	-	32	-
Polish Anti-Doping Agency	NADO	POLADA	31	-	-	-	-	-	-	-	-	-	-	-	31	-
Malta Football Association	Other	MLT-FOO (R)	28	-	-	-	-	-	-	-	-	-	-	-	28	-
Romanian National Anti-Doping Agency	NADO	ANAD-Romania	28	-	1	-	-	-	-	-	-	-	-	-	28	3.6%
Anti-Doping Agency of Kenya	NADO	ADAK	-	-	-	26	1	-	-	-	-	-	-	-	26	-
Africa Zone II & III RADO	RADO	AFR-RADO-II-III	8	-	-	17	-	-	-	-	-	-	-	-	25	-
Cyprus Anti-Doping Authority	NADO	CYADA	24	-	-	-	-	-	-	-	-	-	-	-	24	-
Slovak Anti-Doping Agency	NADO	SADA	9	-	-	10	-	-	-	-	-	4	-	-	23	-
Anti-Doping Agency of Serbia	NADO	ADAS	22	-	-	-	-	-	-	-	-	-	-	-	22	-
NADO-DG Eupen - Belgium	NADO	NADO-DG Eupen	6	-	-	12	-	-	-	-	-	2	-	-	20	-
Estonian Anti-Doping Agency	NADO	EADA	-	-	-	19	-	-	1	-	-	-	-	-	20	-
Africa Zone VI RADO	RADO	AFR-RADO-VI	6	-	-	12	-	-	-	-	-	-	-	-	18	-
Uruguay Anti-Doping	NADO	URU-NADO	16	-	-	-	-	-	-	-	-	-	-	-	16	-
Anti-Doping Agency of Panama	NADO	PAN-NADO	12	-	-	4	-	-	-	-	-	-	-	-	16	-
US Anti-Doping Agency	NADO	USADA	-	-	-	15	-	1	-	-	-	-	-	-	15	6.7%
Belarus National Anti-Doping Agency	NADO	BNADA	-	-	-	14	-	-	-	-	-	-	-	-	14	-
Cuban National Anti-Doping Agency	NADO	CUB-NADO	-	-	-	13	-	-	-	-	-	-	-	-	13	-
Venezuela NADO	NADO	VEN-NADO	12	-	-	-	-	-	-	-	-	-	-	-	12	-
National Olympic and Sports Association of Iceland	NADO	ISL-NADO	8	-	-	4	-	-	-	-	-	-	-	-	12	-
National Anti-Doping Agency of Tunisia	NADO	ANAD	12	-	1	-	-	-	-	-	-	-	-	-	12	8.3%
San Marino Standing Committee on Anti-Doping	NADO	SMR-NADO	8	-	-	2	-	-	-	-	-	-	-	-	10	-
Morocco National Olympic Committee	NADO	CNOM	-	-	-	10	-	-	-	-	-	-	-	-	10	-
National Anti Doping Agency -India	NADO	IND-NADO	9	-	1	-	-	-	1	-	-	-	-	-	10	10.0%
Monaco Anti-Doping Committee	NADO	CMA Monaco	-	-	-	8	-	-	-	-	-	2	-	-	10	-
South African Institute for Drug-Free Sport	NADO	SAIDS	9	-	-	-	-	-	-	-	-	-	-	-	9	-
Ethiopian Anti doping Organization	NADO	ETH-NADO	5	-	-	4	-	-	-	-	-	-	-	-	9	-
Guatemala NADO	NADO	GUA-OAD	8	2	-	-	-	-	-	-	-	-	-	-	8	-



**2020 Anti-Doping Testing Figures**  
**Samples Analyzed and Reported by Accredited Laboratories in ADAMS**

Table 33: ASOIF Sport - Football - continued

Testing Authority (TA)	TA Category	ADAMS Code	Urine						Blood						Total Samples	% AAF
			IC			OOC			IC			OOC				
			Samples	ATF	AAF	Samples	ATF	AAF	Samples	ATF	AAF	Samples	ATF	AAF		
Central American RADO	RADO	RADO-CAM	-	-	-	8	-	-	-	-	-	-	-	-	8	-
Anti-Doping Commission, Chinese Taipei Olympic Comr	NADO	CTADA	8	-	-	-	-	-	-	-	-	-	-	-	8	-
Anti-Doping Commission of Malta	NADO	MLT-NADO	6	-	-	2	-	-	-	-	-	-	-	-	8	-
Luxembourg NADO	NADO	ALAD	4	-	-	3	-	-	-	-	-	-	-	-	7	-
Lithuanian Anti-Doping Agency	NADO	LTU-NADO	6	-	-	-	-	-	-	-	-	-	-	-	6	-
South East Asia RADO	RADO	SE-ASIA-RADO	-	-	-	4	-	-	-	-	-	-	-	-	4	-
Anti-Doping Bureau of Latvia	NADO	LAT-NADO	4	-	-	-	-	-	-	-	-	-	-	-	4	-
National Anti-Doping Commission of Macedonia	NADO	MKD-NADO	4	-	-	-	-	-	-	-	-	-	-	-	4	-
Jamaica Anti-Doping Commission	NADO	JADCO	-	-	-	3	-	-	-	-	-	-	-	-	3	-
South American RADO	RADO	RADO-SAM	-	-	-	2	-	-	-	-	-	-	-	-	2	-
Central Asia RADO	RADO	RADOCA-RADO	-	-	-	2	-	-	-	-	-	-	-	-	2	-
Caribbean RADO	RADO	CAR-RADO	-	-	-	1	-	-	-	-	-	-	-	-	1	-
			13536	6	52	7531	5	14	176	-	-	763	-	-	22006	

Table 34: ASOIF Sport - Golf

Testing Authority (TA)	TA Category	ADAMS Code	Urine						Blood						Total Samples	% AAF
			IC			OOC			IC			OOC				
			Samples	ATF	AAF	Samples	ATF	AAF	Samples	ATF	AAF	Samples	ATF	AAF		
Portugal Anti-Doping Agency	NADO	ADoP	22	-	-	1	-	-	-	-	-	1	-	-	24	-
German National Anti-Doping Agency	NADO	NADA	8	-	-	11	-	-	-	-	-	-	-	-	19	-
Spain National Anti-Doping Agency	NADO	ESP-NADO	16	-	-	-	-	-	-	-	-	-	-	-	16	-
National Anti-Doping Agency Austria GmbH	NADO	NADA Austria	-	-	-	9	-	-	-	-	-	1	-	-	10	-
French Anti-Doping Agency	NADO	AFLD-NADO	6	-	-	3	-	-	-	-	-	-	-	-	9	-
Anti-Doping Denmark	NADO	ADD	8	-	-	-	-	-	1	-	-	-	-	-	9	-
China Anti-Doping Agency	NADO	CHINADA	-	-	-	8	-	-	-	-	-	-	-	-	8	-
Anti-Doping Sweden	NADO	ADSE	8	-	-	-	-	-	-	-	-	-	-	-	8	-
Drug Free Sport New Zealand	NADO	DFSNZ	8	-	-	-	-	-	-	-	-	-	-	-	8	-
Finnish Center for Integrity in Sports	NADO	FINCIS	6	-	-	1	-	-	-	-	-	-	-	-	7	-
Czech Anti-Doping Committee	NADO	CADC	6	-	-	-	-	-	-	-	-	-	-	-	6	-
Japan Anti-Doping Agency	NADO	JADA	6	-	-	-	-	-	-	-	-	-	-	-	6	-
NADO Flanders	NADO	NADOF	6	-	1	-	-	-	-	-	-	-	-	-	6	16.7%
Anti-Doping Norway	NADO	ADNO	5	-	-	-	-	-	-	-	-	-	-	-	5	-
Korea Anti-Doping Agency	NADO	KADA	3	-	-	2	-	-	-	-	-	-	-	-	5	-
Italian National Anti-Doping Agency	NADO	NADO ITALIA	3	-	-	-	-	-	-	-	-	-	-	-	3	-
Anti-Doping Agency of Serbia	NADO	ADAS	2	-	-	-	-	-	-	-	-	-	-	-	2	-
Russian National Anti-Doping Organization	NADO	RUSADA	-	-	-	1	-	-	-	-	-	-	-	-	1	-
Colombian NADO	NADO	COL-NADO	-	-	-	1	-	-	-	-	-	-	-	-	1	-
Hungarian Anti-Doping Agency	NADO	HUNADO	-	-	-	1	-	-	-	-	-	-	-	-	1	-
			113	-	1	38	-	-	1	-	-	2	-	-	154	

**2020 Anti-Doping Testing Figures**  
**Samples Analyzed and Reported by Accredited Laboratories in ADAMS**

Table 35: ASOIF Sport - Gymnastics

Testing Authority (TA)	TA Category	ADAMS Code	Urine						Blood						Total Samples	% AAF
			IC			OOC			IC			OOC				
			Samples	ATF	AAF	Samples	ATF	AAF	Samples	ATF	AAF	Samples	ATF	AAF		
International Gymnastics Federation	ASOIF	FIG	83	-	2	248	-	1	8	-	-	28	-	-	367	0.8%
China Anti-Doping Agency	NADO	CHINADA	56	-	-	259	-	-	-	-	-	-	-	-	315	-
German National Anti-Doping Agency	NADO	NADA	-	-	-	208	-	-	-	-	-	22	-	-	230	-
Japan Anti-Doping Agency	NADO	JADA	27	-	-	80	-	-	4	-	-	-	-	-	111	-
Russian National Anti-Doping Organization	NADO	RUSADA	24	-	-	57	-	-	-	-	-	-	-	-	81	-
Italian National Anti-Doping Agency	NADO	NADO ITALIA	21	-	-	40	-	-	-	-	-	14	-	-	75	-
US Anti-Doping Agency	NADO	USADA	-	-	-	72	-	-	-	-	-	-	-	-	72	-
Kazakhstan National Anti-Doping Centre	NADO	KAZ-NADO	27	-	1	36	-	-	-	-	-	-	-	-	63	1.6%
Belarus National Anti-Doping Agency	NADO	BNADA	-	-	-	48	1	-	-	-	-	-	-	-	48	-
Doping Authority Netherlands	NADO	DAN	-	-	-	44	-	-	-	-	-	3	-	-	47	-
French Anti-Doping Agency	NADO	AFLD-NADO	6	-	-	39	-	-	-	-	-	2	-	-	47	-
Antidoping Switzerland	NADO	ADCH	1	-	-	44	-	-	-	-	-	-	-	-	45	-
Bulgarian Anti-doping Center	NADO	BUL-NADO	9	-	1	31	-	-	-	-	-	2	-	-	42	2.4%
National Anti-doping Center of Ukraine	NADO	NADC Ukraine	13	-	-	27	-	-	-	-	-	-	-	-	40	-
Korea Anti-Doping Agency	NADO	KADA	8	-	-	26	-	-	2	-	-	4	-	-	40	-
Hungarian Anti-Doping Agency	NADO	HUNADO	-	-	-	35	-	-	-	-	-	1	-	-	36	-
Azerbaijan National Anti-Doping Agency	NADO	AMADA	-	-	-	34	-	-	-	-	-	2	-	-	36	-
Finnish Center for Integrity in Sports	NADO	FINCIS	17	-	-	17	-	-	-	-	-	-	-	-	34	-
UK Anti-Doping	NADO	UKAD	-	-	-	28	-	-	-	-	-	1	-	-	29	-
National Anti Doping Agency -India	NADO	IND-NADO	24	-	-	-	-	-	1	-	-	-	-	-	25	-
Brasilian Authority on Anti-Doping Control	NADO	ABCD	-	-	-	18	-	-	-	-	-	4	-	-	22	-
Romanian National Anti-Doping Agency	NADO	ANAD-Romania	8	-	-	10	-	-	-	-	-	1	-	-	19	-
Croatian Institute of Public Health	NADO	CIPH	3	-	-	13	-	-	-	-	-	2	-	-	18	-
Anti-Doping Commission, Chinese Taipei Olympic Committee	NADO	CTADA	6	-	-	10	-	-	-	-	-	1	-	-	17	-
Sport Integrity Australia	NADO	SIA	4	-	-	10	-	-	-	-	-	2	-	-	16	-
Anti-Doping Norway	NADO	ADNO	-	-	-	13	-	-	-	-	-	-	-	-	13	-
Cuban National Anti-Doping Agency	NADO	CUB-NADO	-	-	-	12	-	-	-	-	-	-	-	-	12	-
Turkish Anti Doping Commission	NADO	TADC	10	-	-	2	-	-	-	-	-	-	-	-	12	-
Israeli NADO	NADO	ISR-NADO	-	-	-	11	-	-	-	-	-	-	-	-	11	-
Egyptian National Anti-doping Organization	NADO	EGY-NADO	-	-	-	10	-	-	-	-	-	-	-	-	10	-
Anti-Doping Bureau of Latvia	NADO	LAT-NADO	-	-	-	9	-	-	-	-	-	1	-	-	10	-
Monaco Anti-Doping Committee	NADO	CMA Monaco	6	-	-	3	-	-	-	-	-	1	-	-	10	-
Canadian Centre for Ethics in Sport	NADO	CCES	-	-	-	8	-	-	-	-	-	2	-	-	10	-
National Anti-Doping Agency Austria GmbH	NADO	NADA Austria	-	-	-	9	-	-	-	-	-	-	-	-	9	-
Spain National Anti-Doping Agency	NADO	ESP-NADO	-	-	-	7	-	-	-	-	-	1	-	-	8	-
Slovak Anti-Doping Agency	NADO	SADA	-	-	-	5	-	-	-	-	-	2	-	-	7	-
Anti-Doping Denmark	NADO	ADD	-	-	-	6	-	-	-	-	-	-	-	-	6	-
Lithuanian Anti-Doping Agency	NADO	LTU-NADO	-	-	-	5	-	-	-	-	-	1	-	-	6	-
Czech Anti-Doping Committee	NADO	CADC	6	-	-	-	-	-	-	-	-	-	-	-	6	-
Vietnam Anti-Doping & Sports Medicine Agency	NADO	VADA	-	-	-	5	-	-	-	-	-	-	-	-	5	-
National Anti-Doping agency of Uzbekistan	NADO	UZNADA	-	-	-	5	-	-	-	-	-	-	-	-	5	-
Sport Ireland	NADO	SI	-	-	-	4	-	-	-	-	-	1	-	-	5	-
Estonian Anti-Doping Agency	NADO	EADA	-	-	-	4	-	-	-	-	-	-	-	-	4	-
Anti-Doping Sweden	NADO	ADSE	4	-	-	-	-	-	-	-	-	-	-	-	4	-
Chilean National Anti-Doping Commission	NADO	CHI-NADO	-	-	-	4	-	-	-	-	-	-	-	-	4	-
Agency for Anti-Doping Control of Bosnia and Herzegovina	NADO	BIH-NADO	2	-	-	2	-	-	-	-	-	-	-	-	4	-
Anti-Doping Agency of Serbia	NADO	ADAS	4	-	-	-	-	-	-	-	-	-	-	-	4	-
Anti-Doping Singapore	NADO	ADS	-	-	-	3	-	-	-	-	-	-	-	-	3	-
Anti-Doping Commission of Malta	NADO	MNADO (R)	-	-	-	2	-	-	-	-	-	-	-	-	2	-
Hong Kong Anti-Doping Committee	NADO	HKG-ADC	-	-	-	2	-	-	-	-	-	-	-	-	2	-
Argentina National Anti-Doping Agency	NADO	ARG-CNAD	-	-	-	2	-	-	-	-	-	-	-	-	2	-
Slovenian Antidoping Organization	NADO	SLOADO	-	-	-	2	-	-	-	-	-	-	-	-	2	-
Peru National Anti-Doping Commission	NADO	CONAD PERU	-	-	-	2	-	-	-	-	-	-	-	-	2	-
HADA - Hellenic Antidoping Agency	NADO	EOKAN	-	-	-	1	-	-	-	-	-	-	-	-	1	-
Qatar Antidoping Commission	NADO	QADC	-	-	-	1	-	-	-	-	-	-	-	-	1	-
			<b>369</b>	<b>-</b>	<b>4</b>	<b>1573</b>	<b>1</b>	<b>1</b>	<b>15</b>	<b>-</b>	<b>-</b>	<b>98</b>	<b>-</b>	<b>-</b>	<b>2055</b>	

**2020 Anti-Doping Testing Figures**  
**Samples Analyzed and Reported by Accredited Laboratories in ADAMS**

Table 36: ASOIF Sport - Handball

Testing Authority (TA)	TA Category	ADAMS Code	Urine						Blood						Total Samples	% AAF
			IC			OOC			IC			OOC				
			Samples	ATF	AAF	Samples	ATF	AAF	Samples	ATF	AAF	Samples	ATF	AAF		
French Anti-Doping Agency	NADO	AFLD-NADO	61	-	1	274	-	2	-	-	-	30	-	-	365	0.8%
German National Anti-Doping Agency	NADO	NADA	88	-	-	171	-	-	-	-	-	43	-	-	302	-
International Handball Federation	ASOIF	IHF	-	-	-	236	1	1	-	-	-	12	-	-	248	0.4%
European Handball Federation	Other	EUR-HAND	236	-	1	10	-	-	-	-	-	-	-	-	246	0.4%
Anti-Doping Sweden	NADO	ADSE	51	-	-	63	-	-	-	-	-	-	-	-	114	-
Anti-Doping Norway	NADO	ADNO	72	-	1	11	-	-	4	-	-	-	-	-	87	1.1%
Anti-Doping Denmark	NADO	ADD	34	-	-	44	-	1	4	-	-	-	-	-	82	1.2%
Japan Anti-Doping Agency	NADO	JADA	24	-	-	57	-	-	-	-	-	-	-	-	81	-
Finnish Center for Integrity in Sports	NADO	FINCIS	44	-	-	37	-	-	-	-	-	-	-	-	81	-
Antidoping Switzerland	NADO	ADCH	48	-	-	25	-	-	-	-	-	6	-	-	79	-
Hungarian Anti-Doping Agency	NADO	HUNADO	6	-	-	52	-	-	-	-	-	17	-	-	75	-
China Anti-Doping Agency	NADO	CHINADA	31	-	-	44	-	-	-	-	-	-	-	-	75	-
National Anti-Doping Agency Austria GmbH	NADO	NADA Austria	4	-	-	52	-	-	-	-	-	16	-	-	72	-
Saudi Arabian Antidoping Committee	NADO	KSA-NADO	68	-	-	-	-	-	-	-	-	-	-	-	68	-
Romanian National Anti-Doping Agency	NADO	ANAD-Romania	30	-	-	34	1	-	-	-	-	-	-	-	64	-
Spain National Anti-Doping Agency	NADO	ESP-NADO	42	-	-	1	-	-	7	-	-	-	-	-	50	-
Qatar Antidoping Commission	NADO	QADC	14	-	-	28	-	-	-	-	-	7	-	-	49	-
Slovenian Antidoping Organization	NADO	SLOADO	20	-	1	24	-	-	-	-	-	-	-	-	44	2.3%
United Arab Emirates National Anti-doping Committee	NADO	UAE-NADO	-	-	-	35	-	3	-	-	-	-	-	-	35	8.6%
Russian National Anti-Doping Organization	NADO	RUSADA	4	-	-	25	-	-	-	-	-	-	-	-	29	-
Agency for Anti-Doping Control of Bosnia and Herzegovina	NADO	BIH-NADO	10	-	-	16	-	-	-	-	-	3	-	-	29	-
Croatian Institute of Public Health	NADO	CIPH	26	-	-	-	-	-	2	-	-	-	-	-	28	-
Azerbaijan National Anti-Doping Agency	NADO	AMADA	-	-	-	23	-	-	-	-	-	2	-	-	25	-
Italian National Anti-Doping Agency	NADO	NADO ITALIA	6	-	-	12	-	-	-	-	-	2	-	-	20	-
National Anti-Doping Agency of Tunisia	NADO	ANAD	20	-	-	-	-	-	-	-	-	-	-	-	20	-
Slovak Anti-Doping Agency	NADO	SADA	12	-	-	5	-	-	-	-	-	2	-	-	19	-
Bulgarian Anti-doping Center	NADO	BUL-NADO	16	-	-	-	-	-	2	-	-	-	-	-	18	-
Asian Handball Federation	Other	AHF (R)	17	-	-	-	-	-	-	-	-	-	-	-	17	-
Belarus National Anti-Doping Agency	NADO	BNADA	-	-	-	16	1	-	-	-	-	-	-	-	16	-
Czech Anti-Doping Committee	NADO	CADC	12	-	-	-	-	-	-	-	-	-	-	-	12	-
HADA - Hellenic Antidoping Agency	NADO	EOKAN	12	-	-	-	-	-	-	-	-	-	-	-	12	-
Confederation Africaine de Handball	Other	CAHB (R)	11	-	-	-	-	-	-	-	-	-	-	-	11	-
Polish Anti-Doping Agency	NADO	POLADA	8	-	-	2	-	-	-	-	-	-	-	-	10	-
Anti-Doping Agency of Serbia	NADO	ADAS	8	-	-	2	-	-	-	-	-	-	-	-	10	-
Kazakhstan National Anti-Doping Centre	NADO	KAZ-NADO	-	-	-	8	-	-	-	-	-	-	-	-	8	-
Doping Authority Netherlands	NADO	DAN	8	-	-	-	-	-	-	-	-	-	-	-	8	-
I.R Iran National Anti-Doping Organization	NADO	IRI-NADO	8	-	1	-	-	-	-	-	-	-	-	-	8	12.5%
NADO Flanders	NADO	NADOF	6	-	-	-	-	-	-	-	-	-	-	-	6	-
French Community of Belgium NADO	NADO	BEL-CFWB	6	-	-	-	-	-	-	-	-	-	-	-	6	-
Korea Anti-Doping Agency	NADO	KADA	3	-	-	2	-	-	-	-	-	1	-	-	6	-
Israeli NADO	NADO	ISR-NADO	6	-	-	-	-	-	-	-	-	-	-	-	6	-
National Olympic and Sports Association of Iceland	NADO	ISL-NADO	4	-	-	2	-	-	-	-	-	-	-	-	6	-
Nigerian National Anti-Doping Committee	NADO	NGR-NADO	5	-	-	-	-	-	-	-	-	-	-	-	5	-
Africa Zone II & III RADO	RADO	AFR-RADO-II-III	-	-	-	5	-	-	-	-	-	-	-	-	5	-
Cyprus Anti-Doping Authority	NADO	CYADA	4	-	-	-	-	-	-	-	-	-	-	-	4	-
National Anti-doping Center of Ukraine	NADO	NADC Ukraine	4	-	-	-	-	-	-	-	-	-	-	-	4	-
Anti-Doping Bureau of Latvia	NADO	LAT-NADO	4	-	-	-	-	-	-	-	-	-	-	-	4	-
Morocco National Olympic Committee	NADO	CNOM	-	-	-	4	-	-	-	-	-	-	-	-	4	-
Anti-Doping Commission, Chinese Taipei Olympic Committee	NADO	CTADA	4	-	-	-	-	-	-	-	-	-	-	-	4	-
Estonian Anti-Doping Agency	NADO	EADA	4	-	-	-	-	-	-	-	-	-	-	-	4	-
Chilean National Anti-Doping Commission	NADO	CHI-NADO	-	-	-	2	-	-	-	-	-	-	-	-	2	-
Argentina National Anti-Doping Agency	NADO	ARG-CNAD	-	-	-	2	-	-	-	-	-	-	-	-	2	-
Peru National Anti-Doping Commission	NADO	CONAD PERU	-	-	-	2	-	-	-	-	-	-	-	-	2	-
Egyptian National Anti-doping Organization	NADO	EGY-NADO	-	-	-	1	-	-	-	-	-	-	-	-	1	-
Luxembourg NADO	NADO	ALAD	-	-	-	1	-	-	-	-	-	-	-	-	1	-
National Anti-Doping agency of Uzbekistan	NADO	UZNADA	-	-	-	1	-	-	-	-	-	-	-	-	1	-
Eastern Europe RADO	RADO	E-EUR-RADO	-	-	-	1	-	-	-	-	-	-	-	-	1	-
			1101	-	5	1330	3	7	19	-	-	141	-	-	2591	

**2020 Anti-Doping Testing Figures**  
**Samples Analyzed and Reported by Accredited Laboratories in ADAMS**

Table 37: ASOIF Sport - Judo

Testing Authority (TA)	TA Category	ADAMS Code	Urine						Blood						Total Samples	% AAF
			IC			OOC			IC			OOC				
			Samples	ATF	AAF	Samples	ATF	AAF	Samples	ATF	AAF	Samples	ATF	AAF		
China Anti-Doping Agency	NADO	CHINADA	86	-	-	323	-	-	-	-	-	-	-	-	409	-
International Judo Federation	ASOIF	IJF	164	-	-	213	-	-	-	-	-	15	-	-	392	-
German National Anti-Doping Agency	NADO	NADA	34	-	-	167	-	-	2	-	-	10	-	-	213	-
Russian National Anti-Doping Organization	NADO	RUSADA	12	-	-	120	-	-	-	-	-	8	-	-	140	-
Japan Anti-Doping Agency	NADO	JADA	22	-	-	87	-	-	-	-	-	23	-	-	132	-
Azerbaijan National Anti-Doping Agency	NADO	AMADA	37	-	1	75	-	-	-	-	-	12	-	-	124	0.8%
Doping Authority Netherlands	NADO	DAN	20	-	3	74	-	-	-	-	-	10	-	-	104	2.9%
French Anti-Doping Agency	NADO	AFLD-NADO	12	-	-	63	-	-	-	-	-	2	-	-	77	-
French Community of Belgium NADO	NADO	BEL-CFWB	25	-	1	34	-	-	2	-	-	5	-	-	66	1.5%
Polish Anti-Doping Agency	NADO	POLADA	13	-	-	40	-	-	-	-	-	12	-	-	65	-
Kazakhstan National Anti-Doping Centre	NADO	KAZ-NADO	-	-	-	61	-	-	-	-	-	-	-	-	61	-
Hungarian Anti-Doping Agency	NADO	HUNADO	-	-	-	41	-	-	-	-	-	13	2	-	54	-
European Judo Union	Other	EJU (R)	47	-	1	-	-	-	-	-	-	-	-	-	47	2.1%
National Anti-Doping Agency Austria GmbH	NADO	NADA Austria	-	-	-	35	-	-	-	-	-	8	-	-	43	-
Bulgarian Anti-doping Center	NADO	BUL-NADO	16	-	-	19	-	-	-	-	-	4	-	-	39	-
US Anti-Doping Agency	NADO	USADA	-	-	-	39	-	-	-	-	-	-	-	-	39	-
Italian National Anti-Doping Agency	NADO	NADO ITALIA	3	-	-	26	-	-	-	-	-	8	-	-	37	-
Belarus National Anti-Doping Agency	NADO	BNADA	6	-	-	31	-	-	-	-	-	-	-	-	37	-
Romanian National Anti-Doping Agency	NADO	ANAD-Romania	-	-	-	32	-	-	-	-	-	4	-	-	36	-
Canadian Centre for Ethics in Sport	NADO	CCES	5	-	-	28	-	-	-	-	-	2	-	-	35	-
NADO Flanders	NADO	NADOF	12	-	1	22	-	-	-	-	-	-	-	-	34	2.9%
National Anti-doping Center of Ukraine	NADO	NADC Ukraine	16	-	-	18	-	-	-	-	-	-	-	-	34	-
Brasiliian Authority on Anti-Doping Control	NADO	ABCD	30	-	-	-	-	-	-	-	-	-	-	-	30	-
UK Anti-Doping	NADO	UKAD	-	-	-	23	-	-	-	-	-	1	-	-	24	-
Portugal Anti-Doping Agency	NADO	ADoP	18	-	-	3	-	-	-	-	-	2	-	-	23	-
National Anti-Doping Agency of Tunisia	NADO	ANAD	-	-	-	19	-	-	-	-	-	3	-	-	22	-
Agency for Anti-Doping Control of Bosnia and Herzegovina	NADO	BIH-NADO	9	-	-	9	-	1	3	-	-	-	-	-	21	4.8%
Anti-Doping Commission of Malta	NADO	MNADO (R)	-	-	-	21	-	-	-	-	-	-	-	-	21	-
Slovenian Antidoping Organization	NADO	SLOADO	-	-	-	20	-	-	-	-	-	-	-	-	20	-
Israeli NADO	NADO	ISR-NADO	4	-	-	13	-	-	-	-	-	-	-	-	17	-
Anti-Doping Commission, Chinese Taipei Olympic Committee	NADO	CTADA	14	-	-	3	-	-	-	-	-	-	-	-	17	-
Antidoping Switzerland	NADO	ADCH	-	-	-	13	-	-	-	-	-	4	-	-	17	-
Finnish Center for Integrity in Sports	NADO	FINCIS	8	-	1	8	-	-	-	-	-	1	-	-	17	5.9%
Croatian Institute of Public Health	NADO	CIPH	6	-	-	8	-	-	-	-	-	2	-	-	16	-
Anti-Doping Agency of Serbia	NADO	ADAS	10	-	-	5	-	-	-	-	-	-	-	-	15	-
Cuban National Anti-Doping Agency	NADO	CUB-NADO	-	-	-	12	-	-	-	-	-	2	-	-	14	-
Mongolian National Anti-Doping Organization	NADO	MGL-NADO	-	-	-	14	-	-	-	-	-	-	-	-	14	-
National Anti Doping Agency -India	NADO	IND-NADO	12	-	-	-	-	-	1	-	-	-	-	-	13	-
Anti-Doping Denmark	NADO	ADD	6	-	-	4	-	-	2	-	-	-	-	-	12	-
Anti-Doping Bureau of Latvia	NADO	LAT-NADO	1	-	-	9	-	-	-	-	-	1	-	-	11	-
Morocco National Olympic Committee	NADO	CNOM	-	-	-	11	-	-	-	-	-	-	-	-	11	-
Central Asia RADO	RADO	RADOCA-RADO	-	-	-	11	-	-	-	-	-	-	-	-	11	-
Anti-Doping Norway	NADO	ADNO	-	-	-	11	-	-	-	-	-	-	-	-	11	-
Slovak Anti-Doping Agency	NADO	SADA	-	-	-	8	-	-	-	-	-	2	-	-	10	-
Monaco Anti-Doping Committee	NADO	CMA Monaco	-	-	-	8	-	-	-	-	-	2	-	-	10	-
Turkish Anti Doping Commission	NADO	TADC	-	-	-	9	-	-	-	-	-	-	-	-	9	-
Argentina National Anti-Doping Agency	NADO	ARG-CNAD	8	-	-	-	-	-	-	-	-	-	-	-	8	-
Georgian Anti-Doping Agency	NADO	GEO-NADO	-	-	-	8	-	-	-	-	-	-	-	-	8	-
Africa Zone II & III RADO	RADO	AFR-RADO-II-III	-	-	-	7	-	-	-	-	-	-	-	-	7	-
Peru National Anti-Doping Commission	NADO	CONAD PERU	-	-	-	7	-	-	-	-	-	-	-	-	7	-
Colombian NADO	NADO	COL-NADO	-	-	-	6	-	-	-	-	-	1	-	-	7	-
Sport Ireland	NADO	SI	-	-	-	6	-	-	-	-	-	-	-	-	6	-
Lithuanian Anti-Doping Agency	NADO	LTU-NADO	-	-	-	6	-	-	-	-	-	-	-	-	6	-
National Anti-Doping agency of Uzbekistan	NADO	UZNADA	-	-	-	5	-	-	-	-	-	-	-	-	5	-
Korea Anti-Doping Agency	NADO	KADA	-	-	-	3	-	-	-	-	-	2	-	-	5	-
Doping Control Agency of Thailand	NADO	DCAT	-	-	-	5	-	-	-	-	-	-	-	-	5	-
Anti-Doping Paraguay	NADO	PAR-NADO	-	-	-	4	-	-	-	-	-	-	-	-	4	-
Central American RADO	RADO	RADO-CAM	-	-	-	4	-	-	-	-	-	-	-	-	4	-
Common Community Commission (Brussels)	NADO	COCOM	-	-	-	4	-	-	-	-	-	-	-	-	4	-
Vietnam Anti-Doping & Sports Medicine Agency	NADO	VADA	-	-	-	4	-	-	-	-	-	-	-	-	4	-
Spain National Anti-Doping Agency	NADO	ESP-NADO	-	-	-	4	-	-	-	-	-	-	-	-	4	-
Bahamas Anti-Doping Commission	NADO	BADC	-	-	-	3	-	-	-	-	-	-	-	-	3	-
Indian Ocean RADO	RADO	IND-OCE-RADO	-	-	-	3	-	-	-	-	-	-	-	-	3	-
Mexican National Anti-Doping Committee	NADO	MEX-NADO	-	-	-	3	-	-	-	-	-	-	-	-	3	-
International Blind Sport Association	OTHER-CS	IBSA	2	-	-	-	-	-	1	-	-	-	-	-	3	-
Egyptian National Anti-doping Organization	NADO	EGY-NADO	-	-	-	3	-	-	-	-	-	-	-	-	3	-
National Anti-Doping Commission of Macedonia	NADO	MKD-NADO	3	-	-	-	-	-	-	-	-	-	-	-	3	-
Anti-Doping Agency of Panama	NADO	PAN-NADO	-	-	-	2	-	-	-	-	-	-	-	-	2	-
Uruguay Anti-Doping	NADO	URU-NADO	-	-	-	2	-	-	-	-	-	-	-	-	2	-
Chilean National Anti-Doping Commission	NADO	CHI-NADO	-	-	-	2	-	-	-	-	-	-	-	-	2	-
Andorra National Anti-Doping Commission	NADO	AGAD	-	-	-	2	-	-	-	-	-	-	-	-	2	-
Liechtenstein Olympic Committee	NADO	LOC	-	-	-	1	-	-	-	-	-	1	-	-	2	-
Anti-Doping Sweden	NADO	ADSE	-	-	-	2	-	-	-	-	-	-	-	-	2	-
Estonian Anti-Doping Agency	NADO	EADA	-	-	-	2	-	-	-	-	-	-	-	-	2	-
Eastern Europe RADO	RADO	E-EUR-RADO	-	-	-	2	-	-	-	-	-	-	-	-	2	-
South American RADO	RADO	RADO-SAM	-	-	-	1	-	-	-	-	-	-	-	-	1	-
Africa Zone I RADO	RADO	AFR-RADO-I	-	-	-	1	-	-	-	-	-	-	-	-	1	-
Luxembourg NADO	NADO	ALAD	-	-	-	1	-	-	-	-	-	-	-	-	1	-
Czech Anti-Doping Committee	NADO	CADC	-	-	-	1	-	-	-	-	-	-	-	-	1	-
Qatar Antidoping Commission	NADO	QADC	-	-	-	1	-	-	-	-	-	-	-	-	1	-
HADA - Hellenic Antidoping Agency	NADO	EOKAN	-	-	-	1	-	-	-	-	-	-	-	-	1	-

**2020 Anti-Doping Testing Figures**  
**Samples Analyzed and Reported by Accredited Laboratories in ADAMS**

Table 37: ASOIF Sport - Judo - continued

Testing Authority (TA)	TA Category	ADAMS Code	Urine						Blood						Total Samples	% AAF
			IC			OOC			IC			OOC				
			Samples	ATF	AAF	Samples	ATF	AAF	Samples	ATF	AAF	Samples	ATF	AAF		
National Antidoping Agency of the Republic of Moldova	NADO	NADO Moldova	-	-	-	1	-	-	-	-	-	-	-	-	1	-
South East Asia RADO	RADO	SE-ASIA-RADO	-	-	-	1	-	-	-	-	-	-	-	-	1	-
			<b>661</b>	<b>-</b>	<b>8</b>	<b>1898</b>	<b>-</b>	<b>1</b>	<b>11</b>	<b>-</b>	<b>-</b>	<b>160</b>	<b>2</b>	<b>-</b>	<b>2730</b>	

Table 38: ASOIF Sport - Modern Pentathlon

Testing Authority (TA)	TA Category	ADAMS Code	Urine						Blood						Total Samples	% AAF
			IC			OOC			IC			OOC				
			Samples	ATF	AAF	Samples	ATF	AAF	Samples	ATF	AAF	Samples	ATF	AAF		
German National Anti-Doping Agency	NADO	NADA	5	-	-	63	-	-	-	-	-	9	-	-	77	-
China Anti-Doping Agency	NADO	CHINADA	13	-	-	48	-	-	-	-	-	-	-	-	61	-
International Modern Pentathlon Union	ASOIF	UIPM	18	-	-	29	-	-	-	-	-	-	-	-	47	-
Russian National Anti-Doping Organization	NADO	RUSADA	16	-	-	15	-	-	-	-	-	-	-	-	31	-
Hungarian Anti-Doping Agency	NADO	HUNADO	-	-	-	24	-	-	-	-	-	5	-	-	29	-
Polish Anti-Doping Agency	NADO	POLADA	2	-	-	15	-	-	-	-	-	4	-	-	21	-
US Anti-Doping Agency	NADO	USADA	10	-	-	9	-	1	-	-	-	-	-	-	19	5.3%
French Anti-Doping Agency	NADO	AFLD-NADO	-	-	-	15	-	-	-	-	-	3	-	-	18	-
Italian National Anti-Doping Agency	NADO	NADO ITALIA	14	-	-	-	-	-	-	-	-	-	-	-	14	-
Belarus National Anti-Doping Agency	NADO	BNADA	8	-	-	5	-	-	-	-	-	-	-	-	13	-
Sport Ireland	NADO	SI	-	-	-	11	-	-	-	-	-	2	-	-	13	-
Japan Anti-Doping Agency	NADO	JADA	4	-	-	6	-	-	-	-	-	-	-	-	10	-
Antidoping Switzerland	NADO	ADCH	4	-	-	5	-	-	-	-	-	-	-	-	9	-
Korea Anti-Doping Agency	NADO	KADA	-	-	-	9	-	-	-	-	-	-	-	-	9	-
National Anti-Doping Agency Austria GmbH	NADO	NADA Austria	6	-	-	1	-	-	-	-	-	-	-	-	7	-
Lithuanian Anti-Doping Agency	NADO	LTU-NADO	4	-	-	2	-	-	-	-	-	-	-	-	6	-
UK Anti-Doping	NADO	UKAD	-	-	-	5	-	-	-	-	-	1	-	-	6	-
Cuban National Anti-Doping Agency	NADO	CUB-NADO	-	-	-	6	-	-	-	-	-	-	-	-	6	-
Anti-Doping Bureau of Latvia	NADO	LAT-NADO	-	-	-	4	-	-	-	-	-	1	-	-	5	-
Finnish Center for Integrity in Sports	NADO	FINCIS	3	-	-	1	-	-	-	-	-	-	-	-	4	-
Brasilian Authority on Anti-Doping Control	NADO	ABCD	-	-	-	2	-	-	-	-	-	1	-	-	3	-
Sport Integrity Australia	NADO	SIA	-	-	-	2	-	-	-	-	-	-	-	-	2	-
National Anti-doping Center of Ukraine	NADO	NADC Ukraine	-	-	-	2	-	-	-	-	-	-	-	-	2	-
Bulgarian Anti-doping Center	NADO	BUL-NADO	-	-	-	2	-	-	-	-	-	-	-	-	2	-
Kazakhstan National Anti-Doping Centre	NADO	KAZ-NADO	-	-	-	2	-	-	-	-	-	-	-	-	2	-
Egyptian National Anti-doping Organization	NADO	EGY-NADO	-	-	-	1	-	-	-	-	-	-	-	-	1	-
			<b>107</b>	<b>-</b>	<b>-</b>	<b>284</b>	<b>-</b>	<b>1</b>	<b>-</b>	<b>-</b>	<b>-</b>	<b>26</b>	<b>-</b>	<b>-</b>	<b>417</b>	

**2020 Anti-Doping Testing Figures**  
**Samples Analyzed and Reported by Accredited Laboratories in ADAMS**

Table 39: ASOIF Sport - Rowing

Testing Authority (TA)	TA Category	ADAMS Code	Urine						Blood						Total Samples	% AAF
			IC			OOC			IC			OOC				
			Samples	ATF	AAF	Samples	ATF	AAF	Samples	ATF	AAF	Samples	ATF	AAF		
China Anti-Doping Agency	NADO	CHINADA	110	-	-	521	1	-	8	-	-	18	-	-	657	-
German National Anti-Doping Agency	NADO	NADA	22	-	-	281	-	-	10	-	-	84	-	-	397	-
World Rowing	ASOIF	FISA	34	-	1	145	2	-	-	-	-	15	-	-	194	0.5%
Russian National Anti-Doping Organization	NADO	RUSADA	40	-	1	142	-	-	-	-	-	-	-	-	182	0.5%
US Anti-Doping Agency	NADO	USADA	10	-	-	140	-	-	-	-	-	12	-	-	162	-
UK Anti-Doping	NADO	UKAD	17	-	-	96	-	-	-	-	-	9	-	-	122	-
Doping Authority Netherlands	NADO	DAN	1	-	-	93	-	-	-	-	-	10	-	-	104	-
Drug Free Sport New Zealand	NADO	DFSNZ	12	-	-	88	-	-	-	-	-	4	-	-	104	-
National Anti-doping Center of Ukraine	NADO	NADC Ukraine	48	-	1	37	-	-	-	-	-	15	-	-	100	1.0%
French Anti-Doping Agency	NADO	AFLD-NADO	6	-	-	91	1	-	-	-	-	-	-	-	97	-
Polish Anti-Doping Agency	NADO	POLADA	4	-	-	85	-	-	-	-	-	-	-	-	89	-
Italian National Anti-Doping Agency	NADO	NADO ITALIA	12	-	-	64	-	-	-	-	-	11	-	-	87	-
Antidoping Switzerland	NADO	ADCH	7	-	-	49	-	-	-	-	-	20	-	-	76	-
Belarus National Anti-Doping Agency	NADO	BNADA	10	-	-	55	-	-	-	-	-	-	-	-	65	-
Sport Ireland	NADO	SI	1	-	-	51	-	-	-	-	-	13	-	-	65	-
Portugal Anti-Doping Agency	NADO	ADoP	47	-	1	2	-	-	12	-	-	-	-	-	61	1.6%
Anti-Doping Denmark	NADO	ADD	5	-	-	47	-	-	-	-	-	8	-	-	60	-
National Anti-Doping Agency Austria GmbH	NADO	NADA Austria	6	-	-	45	-	-	-	-	-	6	-	-	57	-
Sport Integrity Australia	NADO	SIA	18	-	-	32	-	-	-	-	-	7	-	-	57	-
Romanian National Anti-Doping Agency	NADO	ANAD-Romania	13	-	-	36	-	-	-	-	-	5	-	-	54	-
Spain National Anti-Doping Agency	NADO	ESP-NADO	31	-	-	15	-	-	4	-	-	1	-	-	51	-
Hungarian Anti-Doping Agency	NADO	HUNADO	24	-	-	14	-	-	5	-	-	-	-	-	43	-
Lithuanian Anti-Doping Agency	NADO	LTU-NADO	14	-	-	24	-	1	-	-	-	-	-	-	38	2.6%
Czech Anti-Doping Committee	NADO	CADC	28	-	-	5	-	-	-	-	-	-	-	-	33	-
Finnish Center for Integrity in Sports	NADO	FINCIS	9	-	-	19	-	-	-	-	-	3	-	-	31	-
HADA - Hellenic Antidoping Agency	NADO	EOKAN	14	-	-	13	-	-	-	-	-	-	-	-	27	-
Kazakhstan National Anti-Doping Centre	NADO	KAZ-NADO	-	-	-	27	-	-	-	-	-	-	-	-	27	-
Canadian Centre for Ethics in Sport	NADO	CCES	-	-	-	17	-	-	-	-	-	9	-	-	26	-
Bulgarian Anti-doping Center	NADO	BUL-NADO	12	-	-	9	-	-	-	-	-	2	-	-	23	-
Anti-Doping Norway	NADO	ADNO	-	-	-	18	-	-	-	-	-	1	-	-	19	-
Anti-Doping Paraguay	NADO	PAR-NADO	13	-	1	6	-	-	-	-	-	-	-	-	19	5.3%
Mexican National Anti-Doping Committee	NADO	MEX-NADO	-	-	-	19	-	-	-	-	-	-	-	-	19	-
Chilean National Anti-Doping Commission	NADO	CHI-NADO	2	-	-	16	-	-	-	-	-	-	-	-	18	-
Lembaga Anti-Doping Indonesia	NADO	LADI	-	-	-	17	-	-	-	-	-	-	-	-	17	-
Cuban National Anti-Doping Agency	NADO	CUB-NADO	-	-	-	15	-	-	-	-	-	2	-	-	17	-
Anti-Doping Sweden	NADO	ADSE	4	-	-	13	-	-	-	-	-	-	-	-	17	-
Japan Anti-Doping Agency	NADO	JADA	10	-	-	4	-	-	-	-	-	-	-	-	14	-
South African Institute for Drug-Free Sport	NADO	SAIDS	4	-	-	10	-	-	-	-	-	-	-	-	14	-
Croatian Institute of Public Health	NADO	CIPH	5	-	-	9	-	-	-	-	-	-	-	-	14	-
Korea Anti-Doping Agency	NADO	KADA	-	-	-	10	-	-	-	-	-	3	-	-	13	-
Turkish Anti Doping Commission	NADO	TADC	13	-	-	-	-	-	-	-	-	-	-	-	13	-
Monaco Anti-Doping Committee	NADO	CMA Monaco	6	-	1	4	-	-	-	-	-	1	-	-	11	9.1%
National Anti Doping Agency -India	NADO	IND-NADO	-	-	-	11	-	-	-	-	-	-	-	-	11	-
Anti-Doping Bureau of Latvia	NADO	LAT-NADO	-	-	-	8	-	-	-	-	-	2	-	-	10	-
Anti-Doping Agency of Serbia	NADO	ADAS	6	-	-	3	-	-	-	-	-	-	-	-	9	-
Estonian Anti-Doping Agency	NADO	EADA	4	-	-	5	-	-	-	-	-	-	-	-	9	-
Azerbaijan National Anti-Doping Agency	NADO	AMADA	-	-	-	5	-	-	-	-	-	2	-	-	7	-
I.R Iran National Anti-Doping Organization	NADO	IRI-NADO	-	-	-	7	-	1	-	-	-	-	-	-	7	14.3%
Brasilian Authority on Anti-Doping Control	NADO	ABCD	7	-	-	-	-	-	-	-	-	-	-	-	7	-
National Anti-Doping Agency of Tunisia	NADO	ANAD	-	-	-	5	-	-	-	-	-	1	-	-	6	-
Bay of Biscay Rowing Association	Other	ESP-ARC (R)	-	-	-	6	-	-	-	-	-	-	-	-	6	-
Anti-Doping Commission of Malta	NADO	MLT-NADO	5	-	1	-	-	-	-	-	-	-	-	-	5	20.0%
Hong Kong Anti-Doping Committee	NADO	HKG-ADC	-	-	-	4	-	-	-	-	-	-	-	-	4	-
Peru National Anti-Doping Commission	NADO	CONAD PERU	2	-	-	1	-	-	-	-	-	-	-	-	3	-
Vietnam Anti-Doping & Sports Medicine Agency	NADO	VADA	-	-	-	2	-	-	-	-	-	-	-	-	2	-
Central American RADO	RADO	RADO-CAM	-	-	-	2	-	-	-	-	-	-	-	-	2	-
Nigerian National Anti-Doping Committee	NADO	NGR-NADO	-	-	-	1	-	-	-	-	-	-	-	-	1	-
			<b>636</b>	<b>-</b>	<b>7</b>	<b>2444</b>	<b>4</b>	<b>2</b>	<b>39</b>	<b>-</b>	<b>-</b>	<b>264</b>	<b>-</b>	<b>-</b>	<b>3383</b>	

**2020 Anti-Doping Testing Figures**  
**Samples Analyzed and Reported by Accredited Laboratories in ADAMS**

Table 40: ASOIF Sport - Rugby Union

Testing Authority (TA)	TA Category	ADAMS Code	Urine						Blood						Total Samples	% AAF
			IC			OOC			IC			OOC				
			Samples	ATF	AAF	Samples	ATF	AAF	Samples	ATF	AAF	Samples	ATF	AAF		
French Anti-Doping Agency	NADO	AFLD-NADO	235	-	1	782	-	2	1	-	-	66	-	-	1084	0.3%
World Rugby	ASOIF	World Rugby	172	-	-	682	-	-	-	-	-	110	-	-	964	-
UK Anti-Doping	NADO	UKAD	191	-	2	581	1	1	2	-	-	43	-	-	817	0.4%
Sport Integrity Australia	NADO	SIA	28	-	-	142	-	-	-	-	-	29	-	-	199	-
Drug Free Sport New Zealand	NADO	DFSNZ	52	-	-	111	-	-	-	-	-	12	-	-	175	-
Italian National Anti-Doping Agency	NADO	NADO ITALIA	36	-	-	84	-	-	-	-	-	19	-	-	139	-
Sport Ireland	NADO	SI	19	-	-	73	-	-	-	-	-	39	-	-	131	-
Japan Anti-Doping Agency	NADO	JADA	65	-	-	54	-	-	-	-	-	-	-	-	119	-
China Anti-Doping Agency	NADO	CHINADA	17	-	-	70	-	-	-	-	-	-	-	-	87	-
Russian National Anti-Doping Organization	NADO	RUSADA	38	-	4	37	-	-	-	-	-	1	-	-	76	5.3%
Romanian National Anti-Doping Agency	NADO	ANAD-Romania	20	-	2	25	1	5	-	-	-	22	-	-	67	10.4%
South African Institute for Drug-Free Sport	NADO	SAIDS	59	-	-	7	-	-	-	-	-	-	-	-	66	-
Argentina National Anti-Doping Agency	NADO	ARG-CNAD	-	-	-	55	-	1	-	-	-	-	-	-	55	1.8%
German National Anti-Doping Agency	NADO	NADA	-	-	-	26	-	-	-	-	-	2	-	-	28	-
Canadian Centre for Ethics in Sport	NADO	CCES	-	-	-	25	-	-	-	-	-	2	-	-	27	-
Polish Anti-Doping Agency	NADO	POLADA	-	-	-	19	-	-	-	-	-	3	-	-	22	-
Anti-Doping Sweden	NADO	ADSE	12	-	-	5	1	-	-	-	-	4	-	-	21	-
Anti-Doping Denmark	NADO	ADD	8	-	-	8	-	-	4	-	-	-	-	-	20	-
Oceania RADO	RADO	O-RADO	20	-	1	-	-	-	-	-	-	-	-	-	20	5.0%
Anti-Doping Agency of Kenya	NADO	ADAK	-	-	-	19	-	-	-	-	-	-	-	-	19	-
Sri Lanka Anti Doping Agency	NADO	SRI-NADO	16	-	1	-	-	-	-	-	-	-	-	-	16	6.3%
Spain National Anti-Doping Agency	NADO	ESP-NADO	16	-	-	-	-	-	-	-	-	-	-	-	16	-
Korea Anti-Doping Agency	NADO	KADA	3	-	-	5	-	-	2	-	-	4	-	-	14	-
Lithuanian Anti-Doping Agency	NADO	LTU-NADO	7	-	1	6	-	-	-	-	-	-	-	-	13	7.7%
Georgian Anti-Doping Agency	NADO	GEO-NADO	12	-	-	-	-	-	-	-	-	-	-	-	12	-
Hong Kong Anti-Doping Committee	NADO	HKG-ADC	4	-	-	8	-	-	-	-	-	-	-	-	12	-
Kazakhstan National Anti-Doping Centre	NADO	KAZ-NADO	1	-	-	10	-	1	-	-	-	-	-	-	11	9.1%
Anti-Doping Paraguay	NADO	PAR-NADO	-	-	-	11	-	1	-	-	-	-	-	-	11	9.1%
National Anti Doping Agency -India	NADO	IND-NADO	10	-	-	-	-	-	-	-	-	-	-	-	10	-
Doping Authority Netherlands	NADO	DAN	8	-	-	1	-	-	-	-	-	-	-	-	9	-
Czech Anti-Doping Committee	NADO	CADC	8	-	1	-	-	-	-	-	-	-	-	-	8	12.5%
Anti-Doping Bureau of Latvia	NADO	LAT-NADO	8	-	-	-	-	-	-	-	-	-	-	-	8	-
Monaco Anti-Doping Committee	NADO	CMA Monaco	-	-	-	5	-	-	-	-	-	2	-	-	7	-
US Anti-Doping Agency	NADO	USADA	-	-	-	6	-	-	-	-	-	-	-	-	6	-
Braslian Authority on Anti-Doping Control	NADO	ABCD	-	-	-	5	-	-	-	-	-	-	-	-	5	-
Chilean National Anti-Doping Commission	NADO	CHI-NADO	4	-	-	-	-	-	-	-	-	-	-	-	4	-
Anti-Doping Agency of Malaysia	NADO	ADAMAS	-	-	-	4	-	-	-	-	-	-	-	-	4	-
Finnish Center for Integrity in Sports	NADO	FINCIS	4	-	-	-	-	-	-	-	-	-	-	-	4	-
South American RADO	RADO	RADO-SAM	-	-	-	4	-	-	-	-	-	-	-	-	4	-
National Anti-Doping Agency of Tunisia	NADO	ANAD	-	-	-	3	-	-	-	-	-	-	-	-	3	-
Uruguay Anti-Doping	NADO	URU-NADO	2	-	-	-	-	-	-	-	-	-	-	-	2	-
Anti-Doping Agency of Serbia	NADO	ADAS	2	-	-	-	-	-	-	-	-	-	-	-	2	-
			1077	-	13	2873	3	11	9	-	-	358	-	-	4317	

**2020 Anti-Doping Testing Figures**  
**Samples Analyzed and Reported by Accredited Laboratories in ADAMS**

Table 41: ASOIF Sport - Sailing

Testing Authority (TA)	TA Category	ADAMS Code	Urine						Blood						Total Samples	% AAF
			IC			OOC			IC			OOC				
			Samples	ATF	AAF	Samples	ATF	AAF	Samples	ATF	AAF	Samples	ATF	AAF		
China Anti-Doping Agency	NADO	CHINADA	26	-	-	42	-	-	-	-	-	-	-	-	68	-
World Sailing	ASOIF	WS	39	-	-	25	-	-	-	-	-	-	-	-	64	-
German National Anti-Doping Agency	NADO	NADA	6	-	-	41	-	-	-	-	-	4	-	-	51	-
French Anti-Doping Agency	NADO	AFLD-NADO	16	-	-	21	-	-	-	-	-	-	-	-	37	-
Italian National Anti-Doping Agency	NADO	NADO ITALIA	2	-	-	16	-	-	-	-	-	2	-	-	20	-
Japan Anti-Doping Agency	NADO	JADA	10	-	-	9	-	-	-	-	-	-	-	-	19	-
Anti-Doping Denmark	NADO	ADD	-	-	-	18	-	-	-	-	-	-	-	-	18	-
Korea Anti-Doping Agency	NADO	KADA	6	-	-	8	-	-	-	-	-	-	-	-	14	-
Finnish Center for Integrity in Sports	NADO	FINCIS	-	-	-	13	-	-	-	-	-	-	-	-	13	-
Sport Ireland	NADO	SI	1	-	-	11	-	-	-	-	-	1	-	-	13	-
Doping Control Agency of Thailand	NADO	DCAT	-	-	-	12	-	-	-	-	-	-	-	-	12	-
Lithuanian Anti-Doping Agency	NADO	LTU-NADO	6	-	-	5	-	-	-	-	-	-	-	-	11	-
Hungarian Anti-Doping Agency	NADO	HUNADO	-	-	-	10	-	-	-	-	-	-	-	-	10	-
Sport Integrity Australia	NADO	SIA	9	-	-	-	-	-	-	-	-	-	-	-	9	-
Croatian Institute of Public Health	NADO	CIPH	-	-	-	9	-	-	-	-	-	-	-	-	9	-
Spain National Anti-Doping Agency	NADO	ESP-NADO	-	-	-	8	-	-	-	-	-	-	-	-	8	-
Turkish Anti Doping Commission	NADO	TADC	-	-	-	6	-	-	-	-	-	-	-	-	6	-
National Anti-Doping Agency Austria GmbH	NADO	NADA Austria	-	-	-	6	-	-	-	-	-	-	-	-	6	-
Romanian National Anti-Doping Agency	NADO	ANAD-Romania	-	-	-	6	-	-	-	-	-	-	-	-	6	-
Anti-Doping Norway	NADO	ADNO	-	-	-	6	-	-	-	-	-	-	-	-	6	-
Monaco Anti-Doping Committee	NADO	CMA Monaco	-	-	-	4	-	-	-	-	-	1	-	-	5	-
Doping Authority Netherlands	NADO	DAN	-	-	-	5	-	-	-	-	-	-	-	-	5	-
Israeli NADO	NADO	ISR-NADO	-	-	-	4	-	-	-	-	-	-	-	-	4	-
Portugal Anti-Doping Agency	NADO	ADoP	-	-	-	2	-	-	-	-	-	2	-	-	4	-
Czech Anti-Doping Committee	NADO	CADC	4	-	-	-	-	-	-	-	-	-	-	-	4	-
Estonian Anti-Doping Agency	NADO	EADA	-	-	-	3	-	-	-	-	-	-	-	-	3	-
Slovenian Antidoping Organization	NADO	SLOADO	-	-	-	3	-	-	-	-	-	-	-	-	3	-
Hong Kong Anti-Doping Committee	NADO	HKG-ADC	-	-	-	2	-	-	-	-	-	-	-	-	2	-
Anti-Doping Agency of Serbia	NADO	ADAS	2	-	-	-	-	-	-	-	-	-	-	-	2	-
UK Anti-Doping	NADO	UKAD	-	-	-	1	-	-	-	-	-	-	-	-	1	-
Antidoping Switzerland	NADO	ADCH	-	-	-	1	-	-	-	-	-	-	-	-	1	-
Anti-Doping Singapore	NADO	ADS	-	-	-	1	-	-	-	-	-	-	-	-	1	-
Braslian Authority on Anti-Doping Control	NADO	ABCD	-	-	-	1	-	-	-	-	-	-	-	-	1	-
Indian Ocean RADO	RADO	IND-OCE-RADO	-	-	-	1	-	-	-	-	-	-	-	-	1	-
Mexican National Anti-Doping Committee	NADO	MEX-NADO	-	-	-	1	-	-	-	-	-	-	-	-	1	-
Russian National Anti-Doping Organization	NADO	RUSADA	-	-	-	1	-	-	-	-	-	-	-	-	1	-
Peru National Anti-Doping Commission	NADO	CONAD PERU	-	-	-	1	-	-	-	-	-	-	-	-	1	-
			<b>127</b>	<b>-</b>	<b>-</b>	<b>303</b>	<b>-</b>	<b>-</b>	<b>-</b>	<b>-</b>	<b>-</b>	<b>10</b>	<b>-</b>	<b>-</b>	<b>440</b>	



**2020 Anti-Doping Testing Figures**  
**Samples Analyzed and Reported by Accredited Laboratories in ADAMS**

Table 42: ASOIF Sport - Shooting

Testing Authority (TA)	TA Category	ADAMS Code	Urine						Blood						Total Samples	% AAF
			IC			OOC			IC			OOC				
			Samples	ATF	AAF	Samples	ATF	AAF	Samples	ATF	AAF	Samples	ATF	AAF		
China Anti-Doping Agency	NADO	CHINADA	36	-	-	168	1	-	-	-	-	-	-	-	204	-
International Shooting Sport Federation	ASOIF	ISSF	42	-	-	24	-	-	-	-	-	-	-	-	66	-
National Anti Doping Agency -India	NADO	IND-NADO	54	-	1	7	-	-	-	-	-	-	-	-	61	1.6%
Hungarian Anti-Doping Agency	NADO	HUNADO	32	-	-	15	-	-	-	-	-	1	-	-	48	-
Italian National Anti-Doping Agency	NADO	NADO ITALIA	14	-	-	29	-	-	-	-	-	-	-	-	43	-
Kazakhstan National Anti-Doping Centre	NADO	KAZ-NADO	23	-	-	17	-	-	-	-	-	-	-	-	40	-
German National Anti-Doping Agency	NADO	NADA	-	-	-	38	-	-	-	-	-	-	-	-	38	-
Japan Anti-Doping Agency	NADO	JADA	9	-	-	20	-	-	-	-	-	-	-	-	29	-
US Anti-Doping Agency	NADO	USADA	25	-	-	2	-	-	-	-	-	-	-	-	27	-
Spain National Anti-Doping Agency	NADO	ESP-NADO	22	-	-	1	-	-	-	-	-	-	-	-	23	-
National Anti-Doping Agency Austria GmbH	NADO	NADA Austria	-	-	-	21	-	-	-	-	-	-	-	-	21	-
Azerbaijan National Anti-Doping Agency	NADO	AMADA	-	-	-	20	-	-	-	-	-	-	-	-	20	-
Bulgarian Anti-doping Center	NADO	BUL-NADO	7	-	-	12	-	-	-	-	-	-	-	-	19	-
Anti-Doping Agency of Serbia	NADO	ADAS	10	-	-	9	-	-	-	-	-	-	-	-	19	-
Doping Control Agency of Thailand	NADO	DCAT	-	-	-	15	-	-	-	-	-	-	-	-	15	-
Croatian Institute of Public Health	NADO	CIPH	-	-	-	15	-	-	-	-	-	-	-	-	15	-
Anti-Doping Commission, Chinese Taipei Olympic Committee	NADO	CTADA	8	-	-	6	-	-	-	-	-	-	-	-	14	-
I.R Iran National Anti-Doping Organization	NADO	IRI-NADO	12	-	-	2	-	-	-	-	-	-	-	-	14	-
Sport Integrity Australia	NADO	SIA	9	-	-	4	-	-	-	-	-	-	-	-	13	-
Korea Anti-Doping Agency	NADO	KADA	-	-	-	10	-	-	-	-	-	2	-	-	12	-
Russian National Anti-Doping Organization	NADO	RUSADA	8	-	-	3	-	-	-	-	-	-	-	-	11	-
French Anti-Doping Agency	NADO	AFLD-NADO	11	-	-	-	-	-	-	-	-	-	-	-	11	-
Romanian National Anti-Doping Agency	NADO	ANAD-Romania	6	-	-	5	-	-	-	-	-	-	-	-	11	-
Mongolian National Anti-Doping Organization	NADO	MGL-NADO	-	-	-	9	-	-	-	-	-	-	-	-	9	-
National Anti-doping Center of Ukraine	NADO	NADC Ukraine	6	-	-	2	1	-	-	-	-	-	-	-	8	-
Anti-Doping Denmark	NADO	ADD	8	-	-	-	-	-	-	-	-	-	-	-	8	-
Anti-Doping Bureau of Latvia	NADO	LAT-NADO	-	-	-	6	-	-	-	-	-	1	-	-	7	-
Belarus National Anti-Doping Agency	NADO	BNADA	5	-	-	2	-	-	-	-	-	-	-	-	7	-
Anti-Doping Sweden	NADO	ADSE	6	-	-	1	-	-	-	-	-	-	-	-	7	-
Cuban National Anti-Doping Agency	NADO	CUB-NADO	-	-	-	7	-	-	-	-	-	-	-	-	7	-
Czech Anti-Doping Committee	NADO	CADC	6	-	-	-	-	-	-	-	-	-	-	-	6	-
United Arab Emirates National Anti-doping Committee	NADO	UAE-NADO	6	-	2	-	-	-	-	-	-	-	-	-	6	33.3%
Turkish Anti Doping Commission	NADO	TADC	-	-	-	6	-	-	-	-	-	-	-	-	6	-
Estonian Anti-Doping Agency	NADO	EADA	4	-	-	1	-	-	-	-	-	-	-	-	5	-
Finnish Center for Integrity in Sports	NADO	FINCIS	4	-	-	-	-	-	-	-	-	-	-	-	4	-
Slovak Anti-Doping Agency	NADO	SADA	-	-	-	4	-	-	-	-	-	-	-	-	4	-
Peru National Anti-Doping Commission	NADO	CONAD PERU	3	-	-	1	-	-	-	-	-	-	-	-	4	-
Drug Free Sport New Zealand	NADO	DFSNZ	4	-	-	-	-	-	-	-	-	-	-	-	4	-
Anti-Doping Commission of Malta	NADO	MLT-NADO	4	-	-	-	-	-	-	-	-	-	-	-	4	-
Central American RADO	RADO	RADO-CAM	-	-	-	3	-	-	-	-	-	-	-	-	3	-
Lembaga Anti-Doping Indonesia	NADO	LADI	-	-	-	3	-	-	-	-	-	-	-	-	3	-
Slovenian Antidoping Organization	NADO	SLOADO	1	-	-	1	-	-	-	-	-	-	-	-	2	-
Mexican National Anti-Doping Committee	NADO	MEX-NADO	-	-	-	1	-	-	-	-	-	-	-	-	1	-
Hong Kong Anti-Doping Committee	NADO	HKG-ADC	-	-	-	1	-	1	-	-	-	-	-	-	1	100.0%
South American RADO	RADO	RADO-SAM	-	-	-	1	-	-	-	-	-	-	-	-	1	-
			<b>385</b>	<b>-</b>	<b>3</b>	<b>492</b>	<b>2</b>	<b>1</b>	<b>-</b>	<b>-</b>	<b>-</b>	<b>4</b>	<b>-</b>	<b>-</b>	<b>881</b>	

**2020 Anti-Doping Testing Figures**  
**Samples Analyzed and Reported by Accredited Laboratories in ADAMS**

Table 43: ASOIF Sport - Table Tennis

Testing Authority (TA)	TA Category	ADAMS Code	Urine						Blood						Total Samples	% AAF
			IC			OOC			IC			OOC				
			Samples	ATF	AAF	Samples	ATF	AAF	Samples	ATF	AAF	Samples	ATF	AAF		
China Anti-Doping Agency	NADO	CHINADA	31	-	-	79	-	-	-	-	-	-	-	-	110	-
International Table Tennis Federation	ASOIF	ITTF	48	-	3	52	-	-	-	-	-	1	-	-	101	3.0%
German National Anti-Doping Agency	NADO	NADA	35	-	-	46	-	-	-	-	-	-	-	-	81	-
Japan Anti-Doping Agency	NADO	JADA	16	-	-	23	-	-	-	-	-	-	-	-	39	-
Hungarian Anti-Doping Agency	NADO	HUNADO	-	-	-	18	-	-	-	-	-	5	-	-	23	-
Anti-Doping Commission, Chinese Taipei Olympic Committee	NADO	CTADA	4	-	-	16	-	-	-	-	-	1	-	-	21	-
Italian National Anti-Doping Agency	NADO	NADO ITALIA	4	-	1	12	-	-	-	-	-	2	-	-	18	5.6%
National Anti-Doping Agency Austria GmbH	NADO	NADA Austria	-	-	-	14	-	-	-	-	-	1	-	-	15	-
Romanian National Anti-Doping Agency	NADO	ANAD-Romania	14	-	-	-	-	-	-	-	-	-	-	-	14	-
Polish Anti-Doping Agency	NADO	POLADA	14	-	-	-	-	-	-	-	-	-	-	-	14	-
Kazakhstan National Anti-Doping Centre	NADO	KAZ-NADO	6	-	-	8	-	-	-	-	-	-	-	-	14	-
Hong Kong Anti-Doping Committee	NADO	HKG-ADC	-	-	-	14	-	-	-	-	-	-	-	-	14	-
National Anti Doping Agency -India	NADO	IND-NADO	5	-	-	7	-	-	-	-	-	-	-	-	12	-
Croatian Institute of Public Health	NADO	CIPH	7	-	-	4	-	-	-	-	-	-	-	-	11	-
Anti-Doping Denmark	NADO	ADD	6	-	-	4	-	-	-	-	-	-	-	-	10	-
US Anti-Doping Agency	NADO	USADA	6	-	-	4	-	-	-	-	-	-	-	-	10	-
French Community of Belgium NADO	NADO	BEL-CFWB	10	-	-	-	-	-	-	-	-	10	-	-	10	-
Belarus National Anti-Doping Agency	NADO	BNADA	-	-	-	10	-	-	-	-	-	-	-	-	10	-
Qatar Antidoping Commission	NADO	QADC	-	-	-	6	-	-	-	-	-	2	-	-	8	-
Saudi Arabian Antidoping Committee	NADO	KSA-NADO	8	-	-	-	-	-	-	-	-	-	-	-	8	-
Anti-Doping Agency of Serbia	NADO	ADAS	7	-	-	1	-	-	-	-	-	-	-	-	8	-
Czech Anti-Doping Committee	NADO	CADC	7	-	-	-	-	-	-	-	-	-	-	-	7	-
Doping Authority Netherlands	NADO	DAN	6	-	-	-	-	-	-	-	-	-	-	-	6	-
Bulgarian Anti-doping Center	NADO	BUL-NADO	6	-	-	-	-	-	-	-	-	-	-	-	6	-
Monaco Anti-Doping Committee	NADO	CMA Monaco	1	-	-	3	-	-	1	-	-	-	-	-	5	-
Jamaica Anti-Doping Commission	NADO	JADCO	-	-	-	4	-	-	-	-	-	1	-	-	5	-
Doping Control Agency of Thailand	NADO	DCAT	-	-	-	5	-	-	-	-	-	-	-	-	5	-
Finnish Center for Integrity in Sports	NADO	FINCIS	3	-	-	1	-	-	1	-	-	-	-	-	5	-
Luxembourg NADO	NADO	ALAD	-	-	-	5	-	-	-	-	-	-	-	-	5	-
Slovenian Antidoping Organization	NADO	SLOADO	-	-	-	5	-	-	-	-	-	-	-	-	5	-
Korea Anti-Doping Agency	NADO	KADA	-	-	-	3	-	-	-	-	-	1	-	-	4	-
Spain National Anti-Doping Agency	NADO	ESP-NADO	4	-	-	-	-	-	-	-	-	-	-	-	4	-
Russian National Anti-Doping Organization	NADO	RUSADA	-	-	-	4	-	-	-	-	-	-	-	-	4	-
Anti-Doping Singapore	NADO	ADS	-	-	-	4	-	-	-	-	-	-	-	-	4	-
Turkish Anti Doping Commission	NADO	TADC	4	-	-	-	-	-	-	-	-	-	-	-	4	-
United Arab Emirates National Anti-doping Committee	NADO	UAE-NADO	4	-	-	-	-	-	-	-	-	-	-	-	4	-
Cuban National Anti-Doping Agency	NADO	CUB-NADO	-	-	-	4	-	-	-	-	-	-	-	-	4	-
French Anti-Doping Agency	NADO	AFLD-NADO	4	-	-	-	-	-	-	-	-	-	-	-	4	-
Africa Zone II & III RADO	RADO	AFR-RADO-II-III	-	-	-	3	-	-	-	-	-	-	-	-	3	-
Sport Integrity Australia	NADO	SIA	-	-	-	2	-	-	-	-	-	-	-	-	2	-
National Anti-doping Center of Ukraine	NADO	NADC Ukraine	-	-	-	2	-	-	-	-	-	-	-	-	2	-
I.R Iran National Anti-Doping Organization	NADO	IRI-NADO	-	-	-	2	-	-	-	-	-	-	-	-	2	-
Anti-Doping Sweden	NADO	ADSE	-	-	-	1	-	-	-	-	-	-	-	-	1	-
Nigerian National Anti-Doping Committee	NADO	NGR-NADO	-	-	-	1	-	-	-	-	-	-	-	-	1	-
UK Anti-Doping	NADO	UKAD	1	-	-	-	-	-	-	-	-	-	-	-	1	-
			<b>261</b>	<b>-</b>	<b>4</b>	<b>367</b>	<b>-</b>	<b>-</b>	<b>2</b>	<b>-</b>	<b>-</b>	<b>14</b>	<b>-</b>	<b>-</b>	<b>644</b>	

**2020 Anti-Doping Testing Figures**  
**Samples Analyzed and Reported by Accredited Laboratories in ADAMS**

Table 44: ASOIF Sport - Taekwondo

Testing Authority (TA)	TA Category	ADAMS Code	Urine						Blood						Total Samples	% AAF
			IC			OOC			IC			OOC				
			Samples	ATF	AAF	Samples	ATF	AAF	Samples	ATF	AAF	Samples	ATF	AAF		
World Taekwondo	ASOIF	WT	73	1	-	102	-	-	9	-	-	6	-	-	190	-
China Anti-Doping Agency	NADO	CHINADA	32	-	-	105	-	-	-	-	-	-	-	-	137	-
Kazakhstan National Anti-Doping Centre	NADO	KAZ-NADO	-	-	-	55	1	-	-	-	-	-	-	-	55	-
German National Anti-Doping Agency	NADO	NADA	15	-	-	23	-	-	6	-	-	4	-	-	48	-
Russian National Anti-Doping Organization	NADO	RUSADA	3	-	-	43	-	-	-	-	-	-	-	-	46	-
Turkish Anti Doping Commission	NADO	TADC	33	-	-	12	-	-	-	-	-	-	-	-	45	-
Azerbaijan National Anti-Doping Agency	NADO	AMADA	-	-	-	36	-	-	-	-	-	4	-	-	40	-
Anti-Doping Commission, Chinese Taipei Olympic Committee	NADO	CTADA	26	-	1	9	-	-	3	-	-	1	-	-	39	2.6%
Spain National Anti-Doping Agency	NADO	ESP-NADO	24	-	-	9	-	-	-	-	-	-	-	-	33	-
UK Anti-Doping	NADO	UKAD	-	-	-	30	-	-	-	-	-	-	-	-	30	-
French Anti-Doping Agency	NADO	AFLD-NADO	6	-	-	21	-	-	-	-	-	-	-	-	27	-
Canadian Centre for Ethics in Sport	NADO	CCES	4	-	-	17	-	-	2	-	-	3	-	-	26	-
Anti-Doping Norway	NADO	ADNO	6	-	-	17	-	-	-	-	-	-	-	-	23	-
Japan Anti-Doping Agency	NADO	JADA	8	-	-	10	-	-	-	-	-	-	-	-	18	-
I.R Iran National Anti-Doping Organization	NADO	IRI-NADO	2	-	-	15	-	-	-	-	-	-	-	-	17	-
Belarus National Anti-Doping Agency	NADO	BNADA	3	-	-	13	-	-	-	-	-	-	-	-	16	-
Egyptian National Anti-doping Organization	NADO	EGY-NADO	-	-	-	13	-	-	-	-	-	-	-	-	13	-
Bulgarian Anti-doping Center	NADO	BUL-NADO	4	-	-	9	-	-	-	-	-	-	-	-	13	-
Doping Control Agency of Thailand	NADO	DCAT	-	-	-	12	-	-	-	-	-	-	-	-	12	-
Finnish Center for Integrity in Sports	NADO	FINCIS	4	-	-	6	-	-	2	-	-	-	-	-	12	-
Braslian Authority on Anti-Doping Control	NADO	ABCD	-	-	-	12	-	-	-	-	-	-	-	-	12	-
Anti-Doping Agency of Serbia	NADO	ADAS	10	-	-	2	-	-	-	-	-	-	-	-	12	-
Croatian Institute of Public Health	NADO	CIPH	-	-	-	9	-	-	-	-	-	1	-	-	10	-
Anti-Doping Denmark	NADO	ADD	-	-	-	6	-	-	-	-	-	3	-	-	9	-
Korea Anti-Doping Agency	NADO	KADA	-	-	-	6	-	-	-	-	-	3	-	-	9	-
National Anti-Doping agency of Uzbekistan	NADO	UZNADA	-	-	-	9	-	-	-	-	-	-	-	-	9	-
Sport Integrity Australia	NADO	SIA	-	-	-	9	-	-	-	-	-	-	-	-	9	-
Doping Authority Netherlands	NADO	DAN	8	-	-	-	-	-	-	-	-	-	-	-	8	-
Central American RADO	RADO	RADO-CAM	-	-	-	8	-	-	-	-	-	-	-	-	8	-
National Anti Doping Agency -India	NADO	IND-NADO	7	-	1	-	-	-	-	-	-	-	-	-	7	14.3%
Mexican National Anti-Doping Committee	NADO	MEX-NADO	-	-	-	7	1	-	-	-	-	-	-	-	7	-
Sport Ireland	NADO	SI	-	-	-	4	-	-	-	-	-	1	-	-	5	-
Mongolian National Anti-Doping Organization	NADO	MGL-NADO	-	-	-	5	-	-	-	-	-	-	-	-	5	-
National Anti-Doping Agency of Tunisia	NADO	ANAD	-	-	-	5	-	-	-	-	-	-	-	-	5	-
Hungarian Anti-Doping Agency	NADO	HUNADO	-	-	-	5	-	-	-	-	-	-	-	-	5	-
Agency for Anti-Doping Control of Bosnia and Herzegovina	NADO	BIH-NADO	2	-	-	2	-	-	-	-	-	-	-	-	4	-
South East Asia RADO	RADO	SE-ASIA-RADO	-	-	-	4	-	-	-	-	-	-	-	-	4	-
Polish Anti-Doping Agency	NADO	POLADA	3	-	-	1	-	-	-	-	-	-	-	-	4	-
Morocco National Olympic Committee	NADO	CNOM	-	-	-	4	-	-	-	-	-	-	-	-	4	-
Ethiopian Anti doping Organization	NADO	ETH-NADO	-	-	-	4	-	-	-	-	-	-	-	-	4	-
National Anti-Doping Agency Austria GmbH	NADO	NADA Austria	-	-	-	2	-	-	-	-	-	2	-	-	4	-
Romanian National Anti-Doping Agency	NADO	ANAD-Romania	-	-	-	3	-	-	-	-	-	-	-	-	3	-
Italian National Anti-Doping Agency	NADO	NADO ITALIA	-	-	-	2	-	-	-	-	-	1	-	-	3	-
West Asia RADO	RADO	W-ASIA-RADO	-	-	-	3	-	-	-	-	-	-	-	-	3	-
Vietnam Anti-Doping & Sports Medicine Agency	NADO	VADA	-	-	-	2	-	-	-	-	-	-	-	-	2	-
Jamaica Anti-Doping Commission	NADO	JADCO	-	-	-	1	-	-	-	-	-	1	-	-	2	-
Antidoping Switzerland	NADO	ADCH	-	-	-	2	-	-	-	-	-	-	-	-	2	-
National Anti-doping Center of Ukraine	NADO	NADC Ukraine	-	-	-	2	-	-	-	-	-	-	-	-	2	-
Central Asia RADO	RADO	RADOCA-RADO	-	-	-	2	-	-	-	-	-	-	-	-	2	-
Cuban National Anti-Doping Agency	NADO	CUB-NADO	-	-	-	1	-	-	-	-	-	1	-	-	2	-
Qatar Antidoping Commission	NADO	QADC	-	-	-	2	-	-	-	-	-	-	-	-	2	-
Costa Rica NADO	NADO	CRC-NADO	-	-	-	2	-	-	-	-	-	-	-	-	2	-
Eastern Europe RADO	RADO	E-EUR-RADO	-	-	-	1	-	-	-	-	-	-	-	-	1	-
HADA - Hellenic Antidoping Agency	NADO	EOKAN	-	-	-	1	-	-	-	-	-	-	-	-	1	-
Hong Kong Anti-Doping Committee	NADO	HKG-ADC	-	-	-	1	-	-	-	-	-	-	-	-	1	-
NADO Flanders	NADO	NADOF	-	-	-	1	-	-	-	-	-	-	-	-	1	-
Anti-Doping Agency of Malaysia	NADO	ADAMAS	-	-	-	1	-	-	-	-	-	-	-	-	1	-
Nigerian National Anti-Doping Committee	NADO	NGR-NADO	-	-	-	1	-	-	-	-	-	-	-	-	1	-
Anti-Doping Bureau of Latvia	NADO	LAT-NADO	-	-	-	1	-	-	-	-	-	-	-	-	1	-
US Anti-Doping Agency	NADO	USADA	-	-	-	1	-	-	-	-	-	-	-	-	1	-
			273	1	2	691	2	-	22	-	-	31	-	-	1017	

**2020 Anti-Doping Testing Figures**  
**Samples Analyzed and Reported by Accredited Laboratories in ADAMS**

Table 45: ASOIF Sport - Tennis

Testing Authority (TA)	TA Category	ADAMS Code	Urine						Blood						Total Samples	% AAF
			IC			OOC			IC			OOC				
			Samples	ATF	AAF	Samples	ATF	AAF	Samples	ATF	AAF	Samples	ATF	AAF		
International Tennis Federation	ASOIF	ITF	1465	23	4	562	-	1	-	-	-	207	-	-	2234	0.2%
German National Anti-Doping Agency	NADO	NADA	4	-	-	73	-	-	-	-	-	11	-	-	88	-
China Anti-Doping Agency	NADO	CHINADA	8	-	-	66	-	-	-	-	-	-	-	-	74	-
French Anti-Doping Agency	NADO	AFLD-NADO	43	-	-	27	-	-	-	-	-	1	-	-	71	-
US Anti-Doping Agency	NADO	USADA	-	-	-	58	-	1	-	-	-	-	-	-	58	1.7%
Japan Anti-Doping Agency	NADO	JADA	28	-	-	24	-	-	-	-	-	2	-	-	54	-
Antidoping Switzerland	NADO	ADCH	5	-	-	23	-	-	-	-	-	5	-	-	33	-
Argentina National Anti-Doping Agency	NADO	ARG-CNAD	12	-	-	18	-	-	-	-	-	-	-	-	30	-
Spain National Anti-Doping Agency	NADO	ESP-NADO	22	-	-	4	-	-	-	-	-	-	-	-	26	-
National Anti-Doping Agency Austria GmbH	NADO	NADA Austria	2	-	-	16	-	-	-	-	-	-	-	-	18	-
Portugal Anti-Doping Agency	NADO	ADoP	16	-	-	-	-	-	2	-	-	-	-	-	18	-
UK Anti-Doping	NADO	UKAD	9	-	-	7	-	-	-	-	-	2	-	-	18	-
Azerbaijan National Anti-Doping Agency	NADO	AMADA	-	-	-	17	-	-	-	-	-	1	-	-	18	-
Czech Anti-Doping Committee	NADO	CADC	14	-	-	2	-	-	-	-	-	1	-	-	17	-
Italian National Anti-Doping Agency	NADO	NADO ITALIA	4	-	-	9	-	-	-	-	-	3	-	-	16	-
National Anti Doping Agency -India	NADO	IND-NADO	10	-	-	5	-	-	-	-	-	-	-	-	15	-
Anti-Doping Sweden	NADO	ADSE	12	-	-	2	-	-	-	-	-	-	-	-	14	-
Belarus National Anti-Doping Agency	NADO	BNADA	6	-	-	8	-	-	-	-	-	-	-	-	14	-
Lembaga Anti-Doping Indonesia	NADO	LADI	-	-	-	13	-	-	-	-	-	-	-	-	13	-
Hungarian Anti-Doping Agency	NADO	HUNADO	-	-	-	12	-	-	-	-	-	1	-	-	13	-
Slovak Anti-Doping Agency	NADO	SADA	4	-	-	6	-	-	2	-	-	-	-	-	12	-
Bulgarian Anti-doping Center	NADO	BUL-NADO	7	-	-	4	-	-	-	-	-	-	-	-	11	-
Finnish Center for Integrity in Sports	NADO	FINCIS	3	-	-	7	-	-	-	-	-	-	-	-	10	-
Polish Anti-Doping Agency	NADO	POLADA	2	-	-	6	-	-	-	-	-	-	-	-	8	-
Russian National Anti-Doping Organization	NADO	RUSADA	-	-	-	8	-	-	-	-	-	-	-	-	8	-
NADO Flanders	NADO	NADOF	8	-	-	-	-	-	-	-	-	-	-	-	8	-
Anti-Doping Denmark	NADO	ADD	7	-	-	1	-	-	-	-	-	-	-	-	8	-
Israeli NADO	NADO	ISR-NADO	7	-	-	-	-	-	-	-	-	-	-	-	7	-
Turkish Anti Doping Commission	NADO	TADC	-	-	-	6	-	-	-	-	-	-	-	-	6	-
Anti-Doping Commission of Malta	NADO	MLT-NADO	6	-	-	-	-	-	-	-	-	-	-	-	6	-
Drug Free Sport New Zealand	NADO	DFSNZ	4	-	-	2	-	-	-	-	-	-	-	-	6	-
Doping Control Agency of Thailand	NADO	DCAT	-	-	-	5	-	-	-	-	-	-	-	-	5	-
Monaco Anti-Doping Committee	NADO	CMA Monaco	-	-	-	4	-	-	-	-	-	1	-	-	5	-
Romanian National Anti-Doping Agency	NADO	ANAD-Romania	-	-	-	3	-	-	-	-	-	1	-	-	4	-
Anti-Doping Norway	NADO	ADNO	-	-	-	4	-	-	-	-	-	-	-	-	4	-
Estonian Anti-Doping Agency	NADO	EADA	-	-	-	4	-	-	-	-	-	-	-	-	4	-
Anti-Doping Commission, Chinese Taipei Olympic Committee	NADO	CTADA	4	-	-	-	-	-	-	-	-	-	-	-	4	-
Qatar Antidoping Commission	NADO	QADC	-	-	-	3	-	-	-	-	-	1	-	-	4	-
Anti-Doping Agency of Serbia	NADO	ADAS	-	-	-	3	-	-	-	-	-	-	-	-	3	-
Liechtenstein Olympic Committee	NADO	LOC	-	-	-	2	-	-	-	-	-	1	-	-	3	-
National Anti-Doping agency of Uzbekistan	NADO	UZNADA	-	-	-	3	-	-	-	-	-	-	-	-	3	-
South American RADO	RADO	RADO-SAM	-	-	-	2	-	-	-	-	-	-	-	-	2	-
Anti-Doping Paraguay	NADO	PAR-NADO	-	-	-	2	-	-	-	-	-	-	-	-	2	-
Luxembourg NADO	NADO	ALAD	-	-	-	2	-	-	-	-	-	-	-	-	2	-
Korea Anti-Doping Agency	NADO	KADA	-	-	-	2	-	-	-	-	-	-	-	-	2	-
Sport Integrity Australia	NADO	SIA	-	-	-	2	-	-	-	-	-	-	-	-	2	-
Anti-Doping Bureau of Latvia	NADO	LAT-NADO	-	-	-	1	-	-	-	-	-	1	-	-	2	-
Hong Kong Anti-Doping Committee	NADO	HKG-ADC	-	-	-	2	-	-	-	-	-	-	-	-	2	-
Agency for Anti-Doping Control of Bosnia and Herzegovina	NADO	BIH-NADO	-	-	-	1	-	-	-	-	-	-	-	-	1	-
Doping Authority Netherlands	NADO	DAN	-	-	-	1	-	-	-	-	-	-	-	-	1	-
			1712	23	4	1032	-	2	4	-	-	239	-	-	2987	

**2020 Anti-Doping Testing Figures**  
**Samples Analyzed and Reported by Accredited Laboratories in ADAMS**

Table 46: ASOIF Sport - Triathlon

Testing Authority (TA)	TA Category	ADAMS Code	Urine						Blood						Total Samples	% AAF
			IC			OOC			IC			OOC				
			Samples	ATF	AAF	Samples	ATF	AAF	Samples	ATF	AAF	Samples	ATF	AAF		
German National Anti-Doping Agency	NADO	NADA	38	-	-	395	-	-	6	-	-	21	-	-	460	-
International Triathlon Union	ASOIF	ITU	185	-	-	129	2	1	-	-	-	34	-	-	348	0.3%
French Anti-Doping Agency	NADO	AFLD-NADO	92	-	-	47	-	-	-	-	-	2	-	-	141	-
China Anti-Doping Agency	NADO	CHINADA	43	-	-	58	-	-	12	-	-	16	-	-	129	-
Anti-Doping Denmark	NADO	ADD	7	-	1	77	-	1	-	-	-	15	-	-	99	2.0%
Spain National Anti-Doping Agency	NADO	ESP-NADO	51	-	-	41	-	-	-	-	-	2	-	-	94	-
Italian National Anti-Doping Agency	NADO	NADO ITALIA	38	-	-	29	-	-	-	-	-	8	-	-	75	-
Drug Free Sport New Zealand	NADO	DFSNZ	28	-	1	45	-	-	-	-	-	-	-	-	73	1.4%
National Anti-Doping Agency Austria GmbH	NADO	NADA Austria	18	-	-	46	-	-	-	-	-	4	-	-	68	-
US Anti-Doping Agency	NADO	USADA	-	-	-	48	-	-	-	-	-	7	-	-	55	-
Russian National Anti-Doping Organization	NADO	RUSADA	11	-	-	43	-	-	-	-	-	-	-	-	54	-
NADO Flanders	NADO	NADOF	12	-	1	41	-	-	-	-	-	-	-	-	53	1.9%
Antidoping Switzerland	NADO	ADCH	6	-	-	35	-	-	-	-	-	12	-	-	53	-
Portugal Anti-Doping Agency	NADO	ADoP	38	-	-	4	-	-	-	-	-	4	-	-	46	-
UK Anti-Doping	NADO	UKAD	-	-	-	39	-	-	-	-	-	4	-	-	43	-
Sport Integrity Australia	NADO	SIA	15	-	-	21	1	1	-	-	-	1	-	-	37	2.7%
Japan Anti-Doping Agency	NADO	JADA	10	-	-	27	-	-	-	-	-	-	-	-	37	-
Finnish Center for Integrity in Sports	NADO	FINCIS	15	-	-	20	-	-	-	-	-	2	-	-	37	-
Canadian Centre for Ethics in Sport	NADO	CCES	-	-	-	28	-	-	-	-	-	5	-	-	33	-
Hungarian Anti-Doping Agency	NADO	HUNADO	17	-	1	11	-	-	-	-	-	3	-	-	31	3.2%
French Community of Belgium NADO	NADO	BEL-CFWB	12	-	-	10	-	-	-	-	-	1	-	-	23	-
Czech Anti-Doping Committee	NADO	CADC	22	-	-	1	-	-	-	-	-	-	-	-	23	-
Anti-Doping Sweden	NADO	ADSE	-	-	-	21	-	-	-	-	-	-	-	-	21	-
Doping Authority Netherlands	NADO	DAN	-	-	-	14	-	-	-	-	-	7	-	-	21	-
Anti-Doping Norway	NADO	ADNO	4	-	-	14	-	-	-	-	-	2	-	-	20	-
Sport Ireland	NADO	SI	2	-	-	10	-	1	-	-	-	3	-	-	15	6.7%
Colombian NADO	NADO	COL-NADO	-	-	-	14	-	-	-	-	-	-	-	-	14	-
Luxembourg NADO	NADO	ALAD	-	-	-	8	-	-	-	-	-	6	-	-	14	-
Slovak Anti-Doping Agency	NADO	SADA	8	-	-	3	-	-	-	-	-	2	-	-	13	-
Costa Rica NADO	NADO	CRC-NADO	6	-	-	6	-	-	-	-	-	-	-	-	12	-
Azerbaijan National Anti-Doping Agency	NADO	AMADA	-	-	-	10	-	-	-	-	-	2	-	-	12	-
Israeli NADO	NADO	ISR-NADO	-	-	-	9	-	-	-	-	-	1	-	-	10	-
Anti-Doping Commission of Malta	NADO	MLT-NADO	5	-	-	5	-	1	-	-	-	-	-	-	10	10.0%
South African Institute for Drug-Free Sport	NADO	SAIDS	5	-	-	4	-	-	-	-	-	-	-	-	9	-
Argentina National Anti-Doping Agency	NADO	ARG-CNAD	-	-	-	8	-	-	-	-	-	-	-	-	8	-
Cuban National Anti-Doping Agency	NADO	CUB-NADO	1	-	-	6	-	-	-	-	-	-	-	-	7	-
Korea Anti-Doping Agency	NADO	KADA	-	-	-	3	-	-	-	-	-	3	-	-	6	-
Bermuda Sport Anti- Doping Authority	NADO	BSADA	-	-	-	4	-	-	-	-	-	2	-	-	6	-
Kazakhstan National Anti-Doping Centre	NADO	KAZ-NADO	-	-	-	4	-	-	-	-	-	-	-	-	4	-
Cyprus Anti-Doping Authority	NADO	CYADA	4	-	-	-	-	-	-	-	-	-	-	-	4	-
Estonian Anti-Doping Agency	NADO	EADA	3	-	-	1	-	-	-	-	-	-	-	-	4	-
Anti-Doping Agency of Serbia	NADO	ADAS	2	-	-	2	-	-	-	-	-	-	-	-	4	-
Mexican National Anti-Doping Committee	NADO	MEX-NADO	-	-	-	3	-	-	-	-	-	-	-	-	3	-
Polish Anti-Doping Agency	NADO	POLADA	2	-	-	-	-	-	-	-	-	-	-	-	2	-
National Anti-Doping agency of Uzbekistan	NADO	UZNADA	-	-	-	2	-	-	-	-	-	-	-	-	2	-
National Anti-Doping Agency of Tunisia	NADO	ANAD	-	-	-	2	-	-	-	-	-	-	-	-	2	-
Turkish Anti Doping Commission	NADO	TADC	-	-	-	1	-	-	-	-	-	-	-	-	1	-
Hong Kong Anti-Doping Committee	NADO	HKG-ADC	-	-	-	1	-	-	-	-	-	-	-	-	1	-
Brasilian Authority on Anti-Doping Control	NADO	ABCD	1	-	-	-	-	-	-	-	-	-	-	-	1	-
Anti-Doping Agency of Panama	NADO	PAN-NADO	-	-	-	1	-	-	-	-	-	-	-	-	1	-
			<b>701</b>	<b>-</b>	<b>4</b>	<b>1351</b>	<b>3</b>	<b>5</b>	<b>18</b>	<b>-</b>	<b>-</b>	<b>169</b>	<b>-</b>	<b>-</b>	<b>2239</b>	

**2020 Anti-Doping Testing Figures**  
**Samples Analyzed and Reported by Accredited Laboratories in ADAMS**

Table 47: ASOIF Sport - Volleyball

Testing Authority (TA)	TA Category	ADAMS Code	Urine						Blood						Total Samples	% AAF
			IC			OOC			IC			OOC				
			Samples	ATF	AAF	Samples	ATF	AAF	Samples	ATF	AAF	Samples	ATF	AAF		
German National Anti-Doping Agency	NADO	NADA	88	-	1	174	-	-	-	-	-	18	-	-	280	0.4%
China Anti-Doping Agency	NADO	CHINADA	47	-	-	186	2	-	-	-	-	-	-	-	233	-
Italian National Anti-Doping Agency	NADO	NADO ITALIA	76	-	-	57	1	-	-	-	-	10	-	-	143	-
Japan Anti-Doping Agency	NADO	JADA	65	-	-	61	-	-	-	-	-	-	-	-	126	-
French Anti-Doping Agency	NADO	AFLD-NADO	20	-	1	67	-	-	-	-	-	1	-	-	88	1.1%
Finnish Center for Integrity in Sports	NADO	FINCIS	40	-	-	41	-	-	-	-	-	-	-	-	81	-
National Anti-Doping Agency Austria GmbH	NADO	NADA Austria	6	-	-	49	-	-	-	-	-	14	-	-	69	-
Saudi Arabian Antidoping Committee	NADO	KSA-NADO	61	-	1	-	-	-	-	-	-	-	-	-	61	1.6%
Anti-Doping Norway	NADO	ADNO	48	-	-	6	-	-	-	-	-	-	-	-	54	-
Slovenian Antidoping Organization	NADO	SLOADO	24	-	-	24	-	-	-	-	-	-	-	-	48	-
European Volleyball Confederation	Other	EUR-VB (R)	47	-	-	-	-	-	-	-	-	-	-	-	47	-
Bulgarian Anti-doping Center	NADO	BUL-NADO	26	-	1	18	-	-	2	-	-	-	-	-	46	2.2%
Polish Anti-Doping Agency	NADO	POLADA	44	-	-	2	-	-	-	-	-	-	-	-	46	-
Romanian National Anti-Doping Agency	NADO	ANAD-Romania	8	-	-	37	-	-	-	-	-	-	-	-	45	-
Cuban National Anti-Doping Agency	NADO	CUB-NADO	-	-	-	37	-	-	-	-	-	-	-	-	37	-
Russian National Anti-Doping Organization	NADO	RUSADA	36	-	1	1	-	-	-	-	-	-	-	-	37	2.7%
International Volleyball Federation	ASOIF	FIVB	32	-	-	-	-	-	4	-	-	1	-	-	37	-
Antidoping Switzerland	NADO	ADCH	5	-	-	25	-	-	-	-	-	5	-	-	35	-
Czech Anti-Doping Committee	NADO	CADC	24	-	1	6	-	-	-	-	-	-	-	-	30	3.3%
Anti-Doping Agency of Kenya	NADO	ADAK	-	-	-	30	-	-	-	-	-	-	-	-	30	-
NADO Flanders	NADO	NADOF	28	-	-	-	-	-	-	-	-	-	-	-	28	-
Hungarian Anti-Doping Agency	NADO	HUNADO	25	-	-	-	-	-	-	-	-	-	-	-	25	-
Azerbaijan National Anti-Doping Agency	NADO	AMADA	-	-	-	24	-	-	-	-	-	-	-	-	24	-
Anti-Doping Paraguay	NADO	PAR-NADO	12	-	-	9	-	1	-	-	-	-	-	-	21	4.8%
HADA - Hellenic Antidoping Agency	NADO	EOKAN	20	-	-	-	-	-	-	-	-	-	-	-	20	-
I.R Iran National Anti-Doping Organization	NADO	IRI-NADO	20	-	2	-	-	-	-	-	-	-	-	-	20	10.0%
Anti-Doping Sweden	NADO	ADSE	15	-	-	5	-	-	-	-	-	-	-	-	20	-
Slovak Anti-Doping Agency	NADO	SADA	16	-	-	-	-	-	2	-	-	-	-	-	18	-
Anti-Doping Bureau of Latvia	NADO	LAT-NADO	4	-	-	12	-	-	-	-	-	2	-	-	18	-
Anti-Doping Agency of Serbia	NADO	ADAS	16	-	-	-	-	-	-	-	-	-	-	-	16	-
Turkish Anti Doping Commission	NADO	TADC	16	-	-	-	-	-	-	-	-	-	-	-	16	-
Kazakhstan National Anti-Doping Centre	NADO	KAZ-NADO	7	-	1	9	-	2	-	-	-	-	-	-	16	18.8%
Anti-Doping Commission, Chinese Taipei Olympic Committee	NADO	CTADA	16	-	-	-	-	-	-	-	-	-	-	-	16	-
National Anti-Doping Agency of Tunisia	NADO	ANAD	16	-	-	-	-	-	-	-	-	-	-	-	16	-
Qatar Antidoping Commission	NADO	QADC	8	-	-	5	-	-	-	-	-	1	-	-	14	-
US Anti-Doping Agency	NADO	USADA	-	-	-	13	-	-	-	-	-	-	-	-	13	-
Sport Integrity Australia	NADO	SIA	7	-	-	6	-	-	-	-	-	-	-	-	13	-
French Community of Belgium NADO	NADO	BEL-CFWB	12	-	-	-	-	-	1	-	-	-	-	-	13	-
United Arab Emirates National Anti-doping Committee	NADO	UAE-NADO	13	-	1	-	-	-	-	-	-	-	-	-	13	7.7%
Estonian Anti-Doping Agency	NADO	EADA	10	-	-	2	-	-	-	-	-	-	-	-	12	-
Anti-Doping Denmark	NADO	ADD	8	-	1	4	-	-	-	-	-	-	-	-	12	8.3%
Braslian Authority on Anti-Doping Control	NADO	ABCD	12	-	-	-	-	-	-	-	-	-	-	-	12	-
Argentina National Anti-Doping Agency	NADO	ARG-CNAD	6	-	-	6	-	-	-	-	-	-	-	-	12	-
Doping Control Agency of Thailand	NADO	DCAT	-	-	-	11	-	-	-	-	-	-	-	-	11	-
Monaco Anti-Doping Committee	NADO	CMA Monaco	-	-	-	10	-	-	-	-	-	-	-	-	10	-
Croatian Institute of Public Health	NADO	CIPH	10	-	-	-	-	-	-	-	-	-	-	-	10	-
Korea Anti-Doping Agency	NADO	KADA	6	-	-	4	-	-	-	-	-	-	-	-	10	-
Africa Zone II & III RADO	RADO	AFR-RADO-II-III	-	-	-	10	-	-	-	-	-	-	-	-	10	-
Peru National Anti-Doping Commission	NADO	CONAD PERU	8	-	-	-	-	-	-	-	-	-	-	-	8	-
Asian Volleyball Confederation	Other	AVC-VB (R)	8	-	-	-	-	-	-	-	-	-	-	-	8	-
Doping Authority Netherlands	NADO	DAN	8	-	-	-	-	-	-	-	-	-	-	-	8	-
Agency for Anti-Doping Control of Bosnia and Herzegovina	NADO	BIH-NADO	4	-	-	4	-	-	-	-	-	-	-	-	8	-
Common Community Commission (Brussels)	NADO	COCOM	-	-	-	6	-	-	-	-	-	1	-	-	7	-
Trinidad and Tobago Olympic Committee	NADO	TTOC	-	-	-	7	-	-	-	-	-	-	-	-	7	-
Cyprus Anti-Doping Authority	NADO	CYADA	7	-	1	-	-	-	-	-	-	-	-	-	7	14.3%
Belarus National Anti-Doping Agency	NADO	BNADA	-	-	-	7	-	-	-	-	-	-	-	-	7	-
Canadian Centre for Ethics in Sport	NADO	CCES	-	-	-	6	-	-	-	-	-	-	-	-	6	-
Lembaga Anti-Doping Indonesia	NADO	LADI	-	-	-	5	-	-	-	-	-	-	-	-	5	-
National Anti Doping Agency -India	NADO	IND-NADO	5	-	1	-	-	-	-	-	-	-	-	-	5	20.0%
National Anti-doping Center of Ukraine	NADO	NADC Ukraine	4	-	-	-	-	-	-	-	-	-	-	-	4	-
Colombian NADO	NADO	COL-NADO	-	-	-	4	-	-	-	-	-	-	-	-	4	-
Drug Free Sport New Zealand	NADO	DFSNZ	4	-	-	-	-	-	-	-	-	-	-	-	4	-
Anti-Doping Commission of Malta	NADO	MLT-NADO	2	-	-	1	-	-	-	-	-	-	-	-	3	-
Luxembourg NADO	NADO	ALAD	-	-	-	3	-	-	-	-	-	-	-	-	3	-
Israeli NADO	NADO	ISR-NADO	2	-	-	-	-	-	-	-	-	-	-	-	2	-
Bahamas Anti-Doping Commission	NADO	BADC	-	-	-	2	-	-	-	-	-	-	-	-	2	-
South American RADO	RADO	RADO-SAM	-	-	-	1	-	-	-	-	-	-	-	-	1	-
Caribbean RADO	RADO	CAR-RADO	-	-	-	1	-	-	-	-	-	-	-	-	1	-
			1052	-	13	998	3	3	9	-	-	53	-	-	2112	

**2020 Anti-Doping Testing Figures**  
**Samples Analyzed and Reported by Accredited Laboratories in ADAMS**

Table 48: ASOIF Sport - Weightlifting

Testing Authority (TA)	TA Category	ADAMS Code	Urine						Blood						Total Samples	% AAF
			IC			OOC			IC			OOC				
			Samples	ATF	AAF	Samples	ATF	AAF	Samples	ATF	AAF	Samples	ATF	AAF		
International Weightlifting Federation	ASOIF	IWF	308	-	7	1044	4	8	83	-	-	268	-	-	1703	0.9%
China Anti-Doping Agency	NADO	CHINADA	236	-	-	872	1	1	14	-	-	53	-	-	1175	0.1%
US Anti-Doping Agency	NADO	USADA	195	-	11	232	-	2	10	-	-	-	-	-	437	3.0%
Russian National Anti-Doping Organization	NADO	RUSADA	119	1	2	230	-	-	6	-	-	75	-	-	430	0.5%
German National Anti-Doping Agency	NADO	NADA	29	-	1	244	-	-	6	-	-	50	-	-	329	0.3%
Doping Control Agency of Thailand	NADO	DCAT	180	-	1	135	-	-	-	-	-	-	-	-	315	0.3%
Kazakhstan National Anti-Doping Centre	NADO	KAZ-NADO	42	-	-	180	-	2	-	-	-	37	-	-	259	0.8%
National Anti-doping Center of Ukraine	NADO	NADC Ukraine	51	-	1	117	3	-	20	-	-	36	-	-	224	0.4%
Belarus National Anti-Doping Agency	NADO	BNADA	50	-	-	145	-	1	8	-	-	9	-	-	212	0.5%
Polish Anti-Doping Agency	NADO	POLADA	22	1	2	96	-	2	-	-	-	32	-	-	150	2.7%
National Anti Doping Agency -India	NADO	IND-NADO	116	-	14	8	-	1	23	-	-	-	-	-	147	10.2%
Anti-Doping Denmark	NADO	ADD	32	-	1	64	1	1	-	-	-	15	-	-	111	1.8%
Japan Anti-Doping Agency	NADO	JADA	22	-	-	72	-	-	6	-	-	6	-	-	106	-
Turkish Anti Doping Commission	NADO	TADC	28	-	-	60	-	1	-	-	-	-	-	-	88	1.1%
Sport Integrity Australia	NADO	SIA	25	-	-	39	-	1	-	-	-	20	-	-	84	1.2%
Azerbaijan National Anti-Doping Agency	NADO	AMADA	26	-	-	38	-	-	5	-	-	13	-	-	82	-
French Anti-Doping Agency	NADO	AFLD-NADO	12	-	-	62	1	-	-	-	-	6	-	-	80	-
National Anti-Doping agency of Uzbekistan	NADO	UZNADA	48	-	7	24	-	1	-	-	-	-	-	-	72	11.1%
Spain National Anti-Doping Agency	NADO	ESP-NADO	39	-	1	26	-	1	4	-	-	-	-	-	69	2.9%
Romanian National Anti-Doping Agency	NADO	ANAD-Romania	9	-	-	37	-	1	-	-	-	20	-	-	66	1.5%
Anti-Doping Commission, Chinese Taipei Olympic Committee	NADO	CTADA	50	-	-	11	-	-	-	-	-	3	-	-	64	-
Finnish Center for Integrity in Sports	NADO	FINCIS	24	-	-	33	-	-	4	-	-	2	-	-	63	-
Colombian NADO	NADO	COL-NADO	3	-	1	38	-	-	-	-	-	15	-	-	56	1.8%
I.R Iran National Anti-Doping Organization	NADO	IRI-NADO	28	2	5	26	-	1	-	-	-	-	-	-	54	11.1%
Bulgarian Anti-doping Center	NADO	BUL-NADO	19	-	-	22	-	-	-	-	-	12	-	-	53	-
Egyptian National Anti-doping Organization	NADO	EGY-NADO	48	-	5	2	-	-	-	-	-	-	-	-	50	10.0%
Anti-Doping Norway	NADO	ADNO	12	-	-	28	-	-	-	-	-	8	-	-	48	-
Italian National Anti-Doping Agency	NADO	NADO ITALIA	-	-	-	34	-	-	-	-	-	11	-	-	45	-
Anti-Doping Agency of Malaysia	NADO	ADAMAS	-	-	-	44	-	-	-	-	-	-	-	-	44	-
Slovak Anti-Doping Agency	NADO	SADA	14	-	-	13	-	-	6	-	-	6	-	-	39	-
National Anti-Doping Agency Austria GmbH	NADO	NADA Austria	8	-	-	25	-	1	-	-	-	6	-	-	39	2.6%
Korea Anti-Doping Agency	NADO	KADA	15	-	-	11	-	-	6	-	-	6	-	-	38	-
Hungarian Anti-Doping Agency	NADO	HUNADO	19	-	-	10	-	-	6	-	-	3	-	-	38	-
Chilean National Anti-Doping Commission	NADO	CHI-NADO	28	-	-	9	-	-	-	-	-	-	-	-	37	-
Canadian Centre for Ethics in Sport	NADO	CCES	-	-	-	25	-	-	-	-	-	10	-	-	35	-
Israeli NADO	NADO	ISR-NADO	15	-	1	13	-	-	-	-	-	6	-	-	34	2.9%
Czech Anti-Doping Committee	NADO	CADC	15	1	-	10	-	-	-	-	-	2	-	-	27	-
Anti-Doping Sweden	NADO	ADSE	7	-	-	19	-	-	-	-	-	-	-	-	26	-
Drug Free Sport New Zealand	NADO	DFSNZ	8	-	-	14	-	-	-	-	-	3	-	-	25	-
Georgian Anti-Doping Agency	NADO	GEO-NADO	-	-	-	24	-	-	-	-	-	-	-	-	24	-
Anti-Doping Bureau of Latvia	NADO	LAT-NADO	-	-	-	15	-	-	-	-	-	6	-	-	21	-
Doping Authority Netherlands	NADO	DAN	19	-	2	2	-	-	-	-	-	-	-	-	21	9.5%
Lembaga Anti-Doping Indonesia	NADO	LADI	-	-	-	20	-	-	-	-	-	-	-	-	20	-
Saudi Arabian Antidoping Committee	NADO	KSA-NADO	-	-	-	17	-	-	-	-	-	-	-	-	17	-
Anti-Doping Commission of Malta	NADO	MLT-NADO	11	-	-	6	-	-	-	-	-	-	-	-	17	-
UK Anti-Doping	NADO	UKAD	-	-	-	15	-	-	-	-	-	-	-	-	15	-
Armenian National Anti-Doping Organization	NADO	ARM-NADO	10	-	-	5	-	-	-	-	-	-	-	-	15	-
HADA - Hellenic Antidoping Agency	NADO	EOKAN	2	-	-	13	-	-	-	-	-	-	-	-	15	-
Cuban National Anti-Doping Agency	NADO	CUB-NADO	-	-	-	11	-	-	-	-	-	2	-	-	13	-
NADO Flanders	NADO	NADOF	6	-	-	7	-	-	-	-	-	-	-	-	13	-
Lithuanian Anti-Doping Agency	NADO	LTU-NADO	-	-	-	9	-	-	-	-	-	2	-	-	11	-
Anti-Doping Agency of Serbia	NADO	ADAS	6	-	-	5	-	-	-	-	-	-	-	-	11	-
National Antidoping Organization of Albania	NADO	ALB-NADO	7	-	-	4	-	-	-	-	-	-	-	-	11	-
Central American RADO	RADO	RADO-CAM	-	-	-	10	-	1	-	-	-	-	-	-	10	10.0%
Monaco Anti-Doping Committee	NADO	CMA Monaco	6	-	-	-	-	-	3	-	-	-	-	-	9	-
Costa Rica NADO	NADO	CRC-NADO	3	-	-	6	-	-	-	-	-	-	-	-	9	-
Central Asia RADO	RADO	RADOCA-RADO	-	-	-	8	-	-	-	-	-	-	-	-	8	-
Sport Ireland	NADO	SI	6	-	-	2	-	-	-	-	-	-	-	-	8	-
United Arab Emirates National Anti-doping Committee	NADO	UAE-NADO	-	-	-	8	-	-	-	-	-	-	-	-	8	-
Eastern Europe RADO	RADO	E-EUR-RADO	-	-	-	8	-	-	-	-	-	-	-	-	8	-
National Anti-Doping Agency of Tunisia	NADO	ANAD	-	-	-	5	-	-	-	-	-	3	-	-	8	-
Anti-Doping Agency of Panama	NADO	PAN-NADO	-	-	-	7	-	-	-	-	-	-	-	-	7	-
Anti-Doping Paraguay	NADO	PAR-NADO	-	-	-	7	-	1	-	-	-	-	-	-	7	14.3%
National Antidoping Agency of the Republic of Moldova	NADO	NADO Moldova	6	-	-	-	-	-	-	-	-	-	-	-	6	-
Indian Ocean RADO	RADO	IND-OCE-RADO	-	-	-	6	-	-	-	-	-	-	-	-	6	-
French Community of Belgium NADO	NADO	BEL-CFWB	-	-	-	4	-	-	-	-	-	2	-	-	6	-
Africa Zone I RADO	RADO	AFR-RADO-I	-	-	-	5	-	-	-	-	-	-	-	-	5	-
Vietnam Anti-Doping & Sports Medicine Agency	NADO	VADA	-	-	-	5	-	-	-	-	-	-	-	-	5	-
Sri Lanka Anti Doping Agency	NADO	SRI-NADO	-	-	-	4	-	-	-	-	-	-	-	-	4	-
Estonian Anti-Doping Agency	NADO	EADA	2	-	-	2	-	-	-	-	-	-	-	-	4	-
Morocco National Olympic Committee	NADO	CNOM	-	-	-	4	-	-	-	-	-	-	-	-	4	-
Peru National Anti-Doping Commission	NADO	CONAD PERU	1	-	-	3	-	-	-	-	-	-	-	-	4	-
Ecuador NADO	NADO	ECU-NADO	-	-	-	4	-	-	-	-	-	-	-	-	4	-
Antidoping Switzerland	NADO	ADCH	-	-	-	4	-	-	-	-	-	-	-	-	4	-
National Olympic and Sports Association of Iceland	NADO	ISL-NADO	4	-	-	-	-	-	-	-	-	-	-	-	4	-
Federacion Dominicana de Medicina del Deporte	NADO	FEDOMEDE	-	-	-	3	-	-	-	-	-	-	-	-	3	-
Qatar Antidoping Commission	NADO	QADC	-	-	-	3	-	-	-	-	-	-	-	-	3	-
Cyprus Anti-Doping Authority	NADO	CYADA	3	-	-	-	-	-	-	-	-	-	-	-	3	-
Africa Zone VI RADO	RADO	AFR-RADO-VI	-	-	-	2	-	-	-	-	-	-	-	-	2	-
Common Community Commission (Brussels)	NADO	COCOM	-	-	-	1	-	-	-	-	-	1	-	-	2	-
Mexican National Anti-Doping Committee	NADO	MEX-NADO	-	-	-	2	-	-	-	-	-	-	-	-	2	-

**2020 Anti-Doping Testing Figures  
Samples Analyzed and Reported by Accredited Laboratories in ADAMS**

Table 48: ASOIF Sport - Weightlifting - continued

Testing Authority (TA)	TA Category	ADAMS Code	Urine						Blood						Total Samples	% AAF
			IC			OOC			IC			OOC				
			Samples	ATF	AAF	Samples	ATF	AAF	Samples	ATF	AAF	Samples	ATF	AAF		
<b>Nigerian National Anti-Doping Committee</b>	NADO	NGR-NADO	-	-	-	2	-	-	-	-	-	-	-	-	2	-
<b>South American RADO</b>	RADO	RADO-SAM	-	-	-	1	-	-	-	-	-	-	-	-	1	-
<b>Slovenian Antidoping Organization</b>	NADO	SLOADO	1	-	-	-	-	-	-	-	-	-	-	-	1	-
<b>World Anti-Doping Agency</b>	OTHER-CS	WADA-AMA	-	-	-	1	-	-	-	-	-	-	-	-	1	-
<b>Mongolian National Anti-Doping Organization</b>	NADO	MGL-NADO	-	-	-	1	-	-	-	-	-	-	-	-	1	-
<b>Caribbean RADO</b>	RADO	CAR-RADO	1	-	-	-	-	-	-	-	-	-	-	-	1	-
			<b>1996</b>	<b>5</b>	<b>62</b>	<b>4383</b>	<b>10</b>	<b>27</b>	<b>210</b>	<b>-</b>	<b>-</b>	<b>749</b>	<b>-</b>	<b>-</b>	<b>7338</b>	



**2020 Anti-Doping Testing Figures**  
**Samples Analyzed and Reported by Accredited Laboratories in ADAMS**

Table 49: ASOIF Sport - Wrestling

Testing Authority (TA)	TA Category	ADAMS Code	Urine						Blood						Total Samples	% AAF
			IC			OOC			IC			OOC				
			Samples	ATF	AAF	Samples	ATF	AAF	Samples	ATF	AAF	Samples	ATF	AAF		
China Anti-Doping Agency	NADO	CHINADA	133	-	1	469	-	-	-	-	-	8	-	-	610	0.2%
United World Wrestling	ASOIF	UWW	220	-	4	205	1	-	9	-	-	17	-	-	451	0.9%
Russian National Anti-Doping Organization	NADO	RUSADA	60	-	4	257	-	1	5	-	-	65	-	1	387	1.6%
Belarus National Anti-Doping Agency	NADO	BNADA	60	-	1	124	1	-	-	-	-	8	-	-	192	0.5%
German National Anti-Doping Agency	NADO	NADA	21	-	-	109	-	-	4	-	-	8	-	-	142	-
Azerbaijan National Anti-Doping Agency	NADO	AMADA	-	-	-	115	-	-	5	-	-	7	-	-	127	-
Kazakhstan National Anti-Doping Centre	NADO	KAZ-NADO	18	-	1	92	-	-	-	-	-	-	-	-	110	0.9%
Japan Anti-Doping Agency	NADO	JADA	30	-	-	62	-	-	11	-	-	5	-	-	108	-
Hungarian Anti-Doping Agency	NADO	HUNADO	5	-	-	73	-	1	5	-	-	23	-	-	106	0.9%
US Anti-Doping Agency	NADO	USADA	2	-	-	102	-	1	-	-	-	-	-	-	104	1.0%
National Anti Doping Agency -India	NADO	IND-NADO	77	-	6	17	-	-	6	-	-	-	-	-	100	6.0%
Polish Anti-Doping Agency	NADO	POLADA	7	-	-	71	-	-	-	-	-	21	2	-	99	-
Turkish Anti Doping Commission	NADO	TADC	8	-	1	88	-	-	-	-	-	-	-	-	96	1.0%
National Anti-doping Center of Ukraine	NADO	NADC Ukraine	33	-	3	54	-	1	-	-	-	-	-	-	87	4.6%
French Anti-Doping Agency	NADO	AFLD-NADO	24	-	-	51	-	-	-	-	-	-	-	-	75	-
Romanian National Anti-Doping Agency	NADO	ANAD-Romania	6	-	-	41	-	-	-	-	-	21	-	-	68	-
Georgian Anti-Doping Agency	NADO	GEO-NADO	-	-	-	67	-	-	-	-	-	-	-	-	67	-
Finnish Center for Integrity in Sports	NADO	FINCIS	22	-	-	40	-	-	2	-	-	2	-	-	66	-
Bulgarian Anti-doping Center	NADO	BUL-NADO	16	-	1	40	-	-	3	-	-	2	-	-	61	1.6%
Korea Anti-Doping Agency	NADO	KADA	13	-	-	27	-	-	6	-	-	8	-	-	54	-
Anti-Doping Sweden	NADO	ADSE	20	-	-	31	-	1	-	-	-	-	-	-	51	2.0%
I.R Iran National Anti-Doping Organization	NADO	IRI-NADO	31	-	4	14	-	-	-	-	-	-	-	-	45	8.9%
Cuban National Anti-Doping Agency	NADO	CUB-NADO	-	-	-	40	-	-	-	-	-	4	-	-	44	-
Egyptian National Anti-doping Organization	NADO	EGY-NADO	-	-	-	36	-	-	-	-	-	-	-	-	36	-
National Anti-Doping Agency Austria GmbH	NADO	NADA Austria	6	-	-	21	-	-	-	-	-	2	-	-	29	-
Italian National Anti-Doping Agency	NADO	NADO ITALIA	6	-	-	16	-	-	-	-	-	6	-	-	28	-
Anti-Doping Denmark	NADO	ADD	4	-	-	20	-	-	-	-	-	3	-	-	27	-
Anti-Doping Commission of Malta	NADO	MNADO (R)	-	-	-	25	1	-	-	-	-	-	-	-	25	-
Anti-Doping Norway	NADO	ADNO	6	-	-	17	-	-	-	-	-	2	-	-	25	-
Canadian Centre for Ethics in Sport	NADO	CCES	-	-	-	22	-	-	-	-	-	2	-	-	24	-
Antidoping Switzerland	NADO	ADCH	12	-	-	8	-	-	-	-	-	-	-	-	20	-
Sport Integrity Australia	NADO	SIA	4	-	-	13	-	-	-	-	-	2	-	-	19	-
Lithuanian Anti-Doping Agency	NADO	LTU-NADO	4	-	-	15	-	-	-	-	-	-	-	-	19	-
Anti-Doping Agency of Serbia	NADO	ADAS	8	-	-	11	-	-	-	-	-	-	-	-	19	-
Mongolian National Anti-Doping Organization	NADO	MGL-NADO	16	-	3	1	-	-	-	-	-	-	-	-	17	17.6%
Croatian Institute of Public Health	NADO	CIPH	6	-	2	9	-	-	-	-	-	2	-	-	17	11.8%
National Anti-Doping Agency of Tunisia	NADO	ANAD	-	-	-	12	-	-	-	-	-	2	-	-	14	-
Spain National Anti-Doping Agency	NADO	ESP-NADO	13	-	1	1	-	-	-	-	-	-	-	-	14	7.1%
Colombian NADO	NADO	COL-NADO	-	-	-	11	-	-	-	-	-	2	-	-	13	-
Anti-Doping Bureau of Latvia	NADO	LAT-NADO	2	-	-	7	-	-	-	-	-	3	-	-	12	-
Anti-Doping Commission, Chinese Taipei Olympic Comr	NADO	CTADA	8	-	-	4	-	1	-	-	-	-	-	-	12	8.3%
Eastern Europe RADO	RADO	E-EUR-RADO	-	-	-	11	-	-	-	-	-	-	-	-	11	-
Estonian Anti-Doping Agency	NADO	EADA	5	-	-	4	-	-	-	-	-	1	-	-	10	-
Armenian National Anti-Doping Organization	NADO	ARM-NADO	-	-	-	10	-	-	-	-	-	-	-	-	10	-
Central Asia RADO	RADO	RADOCA-RADO	-	-	-	10	-	-	-	-	-	-	-	-	10	-
Peru National Anti-Doping Commission	NADO	CONAD PERU	-	-	-	9	-	-	-	-	-	-	-	-	9	-
Vietnam Anti-Doping & Sports Medicine Agency	NADO	VADA	-	-	-	7	-	-	-	-	-	-	-	-	7	-
Africa Zone II & III RADO	RADO	AFR-RADO-II-III	-	-	-	6	-	-	-	-	-	-	-	-	6	-
South African Institute for Drug-Free Sport	NADO	SAIDS	-	-	-	6	-	-	-	-	-	-	-	-	6	-
Brasilian Authority on Anti-Doping Control	NADO	ABCD	-	-	-	6	-	-	-	-	-	-	-	-	6	-
Anti-Doping Paraguay	NADO	PAR-NADO	-	-	-	6	-	2	-	-	-	-	-	-	6	33.3%
Nigerian National Anti-Doping Committee	NADO	NGR-NADO	-	-	-	5	-	-	-	-	-	-	-	-	5	-
Czech Anti-Doping Committee	NADO	CADC	-	-	-	4	-	-	-	-	-	-	-	-	4	-
Venezuela NADO	NADO	VEN-NADO	4	-	-	-	-	-	-	-	-	-	-	-	4	-
UK Anti-Doping	NADO	UKAD	-	-	-	3	-	-	-	-	-	1	-	-	4	-
Argentina National Anti-Doping Agency	NADO	ARG-CNAD	-	-	-	4	-	-	-	-	-	-	-	-	4	-
Central American RADO	RADO	RADO-CAM	-	-	-	4	-	-	-	-	-	-	-	-	4	-
Anti-Doping Agency of Panama	NADO	PAN-NADO	-	-	-	4	-	-	-	-	-	-	-	-	4	-
National Anti-Doping agency of Uzbekistan	NADO	UZNADA	-	-	-	3	-	-	-	-	-	-	-	-	3	-
Chilean National Anti-Doping Commission	NADO	CHI-NADO	-	-	-	2	-	-	-	-	-	-	-	-	2	-
Drug Free Sport New Zealand	NADO	DFSNZ	2	-	-	-	-	-	-	-	-	-	-	-	2	-
Doping Authority Netherlands	NADO	DAN	-	-	-	2	-	-	-	-	-	-	-	-	2	-
South American RADO	RADO	RADO-SAM	-	-	-	1	-	-	-	-	-	-	-	-	1	-
Israeli NADO	NADO	ISR-NADO	-	-	-	1	-	-	-	-	-	-	-	-	1	-
Africa Zone I RADO	RADO	AFR-RADO-I	-	-	-	1	-	-	-	-	-	-	-	-	1	-
South East Asia RADO	RADO	SE-ASIA-RADO	-	-	-	1	-	-	-	-	-	-	-	-	1	-
Qatar Antidoping Commission	NADO	QADC	-	-	-	1	-	-	-	-	-	-	-	-	1	-
<b>TOTAL</b>			<b>912</b>	<b>0</b>	<b>32</b>	<b>2549</b>	<b>3</b>	<b>8</b>	<b>56</b>	<b>0</b>	<b>0</b>	<b>227</b>	<b>2</b>	<b>1</b>	<b>3744</b>	

**2020 Anti-Doping Testing Figures**  
**Samples Analyzed and Reported by Accredited Laboratories in ADAMS**

**Table 50: AIOWF Sport - Biathlon**

Testing Authority (TA)	TA Category	ADAMS Code	Urine						Blood						Total Samples	% AAF
			IC			OOC			IC			OOC				
			Samples	ATF	AAF	Samples	ATF	AAF	Samples	ATF	AAF	Samples	ATF	AAF		
International Biathlon Union	AIOWF	IBU	314	-	-	523	-	-	45	-	-	187	-	-	1069	-
Russian National Anti-Doping Organization	NADO	RUSADA	70	-	1	166	-	-	-	-	-	16	-	-	252	0.4%
German National Anti-Doping Agency	NADO	NADA	9	-	-	117	-	-	6	-	-	56	-	-	188	-
French Anti-Doping Agency	NADO	AFLD-NADO	42	-	-	36	-	-	-	-	-	-	-	-	78	-
China Anti-Doping Agency	NADO	CHINADA	-	-	-	70	-	-	-	-	-	-	-	-	70	-
Kazakhstan National Anti-Doping Centre	NADO	KAZ-NADO	1	-	1	68	-	1	-	-	-	-	-	69	2.9%	
Anti-Doping Sweden	NADO	ADSE	6	-	-	39	-	-	-	-	-	16	-	-	61	-
Antidoping Switzerland	NADO	ADCH	-	-	-	43	-	-	-	-	-	15	-	-	58	-
Finnish Center for Integrity in Sports	NADO	FINCIS	12	-	-	41	-	-	-	-	-	3	-	-	56	-
Belarus National Anti-Doping Agency	NADO	BNADA	22	-	-	17	-	-	-	-	-	1	-	-	40	-
National Anti-doping Center of Ukraine	NADO	NADC Ukraine	18	-	-	14	-	-	7	-	-	-	-	-	39	-
National Anti-Doping Agency Austria GmbH	NADO	NADA Austria	1	-	-	31	-	-	-	-	-	3	-	-	35	-
US Anti-Doping Agency	NADO	USADA	-	-	-	27	-	-	-	-	-	2	-	-	29	-
Anti-Doping Norway	NADO	ADNO	-	-	-	26	-	-	-	-	-	2	-	-	28	-
Canadian Centre for Ethics in Sport	NADO	CCES	-	-	-	24	-	-	-	-	-	3	-	-	27	-
International Olympic Committee	OTHER-CS	IOC	8	-	-	15	-	-	-	-	-	3	-	-	26	-
Korea Anti-Doping Agency	NADO	KADA	7	-	-	9	-	-	2	-	-	7	-	-	25	-
Italian National Anti-Doping Agency	NADO	NADO ITALIA	8	-	-	14	-	-	-	-	-	1	-	-	23	-
Bulgarian Anti-doping Center	NADO	BUL-NADO	8	-	-	12	-	-	-	-	-	2	-	-	22	-
Polish Anti-Doping Agency	NADO	POLADA	15	-	-	3	-	-	-	-	-	4	-	-	22	-
Czech Anti-Doping Committee	NADO	CADC	12	-	-	3	-	-	-	-	-	-	-	-	15	-
Slovak Anti-Doping Agency	NADO	SADA	6	-	-	5	-	-	2	-	-	1	-	-	14	-
Estonian Anti-Doping Agency	NADO	EADA	-	-	-	10	-	-	-	-	-	1	-	-	11	-
Slovenian Antidoping Organization	NADO	SLOADO	-	-	-	7	-	-	-	-	-	-	-	-	7	-
Japan Anti-Doping Agency	NADO	JADA	4	-	-	1	-	-	-	-	-	-	-	-	5	-
UK Anti-Doping	NADO	UKAD	-	-	-	2	-	-	-	-	-	1	-	-	3	-
Lithuanian Anti-Doping Agency	NADO	LTU-NADO	-	-	-	3	-	-	-	-	-	-	-	-	3	-
Anti-Doping Agency of Serbia	NADO	ADAS	-	-	-	2	-	-	-	-	-	-	-	-	2	-
Anti-Doping Bureau of Latvia	NADO	LAT-NADO	-	-	-	1	-	-	-	-	-	-	-	-	1	-
Sport Integrity Australia	NADO	SIA	-	-	-	1	-	-	-	-	-	-	-	-	1	-
Central Asia RADO	RADO	RADOCA-RADO	-	-	-	1	-	-	-	-	-	-	-	-	1	-
			<b>563</b>	<b>-</b>	<b>2</b>	<b>1331</b>	<b>-</b>	<b>1</b>	<b>62</b>	<b>-</b>	<b>-</b>	<b>324</b>	<b>-</b>	<b>-</b>	<b>2280</b>	

**Table 51: AIOWF Sport - Bobsleigh**

Testing Authority (TA)	TA Category	ADAMS Code	Urine						Blood						Total Samples	% AAF
			IC			OOC			IC			OOC				
			Samples	ATF	AAF	Samples	ATF	AAF	Samples	ATF	AAF	Samples	ATF	AAF		
International Bobsleigh and Skeleton Federation	AIOWF	IBSF	239	-	1	86	1	-	18	-	-	20	-	-	363	0.3%
German National Anti-Doping Agency	NADO	NADA	28	-	-	246	-	-	-	-	-	50	-	-	324	-
Russian National Anti-Doping Organization	NADO	RUSADA	31	-	-	66	-	-	-	-	-	1	-	-	98	-
US Anti-Doping Agency	NADO	USADA	17	-	-	80	-	-	-	-	-	1	-	-	98	-
Anti-Doping Bureau of Latvia	NADO	LAT-NADO	-	-	-	43	1	-	-	-	-	8	-	-	51	-
Canadian Centre for Ethics in Sport	NADO	CCES	-	-	-	31	3	-	-	-	-	9	-	-	40	-
China Anti-Doping Agency	NADO	CHINADA	-	-	-	38	-	-	-	-	-	-	-	-	38	-
Antidoping Switzerland	NADO	ADCH	5	-	-	20	-	-	-	-	-	7	-	-	32	-
National Anti-Doping Agency Austria GmbH	NADO	NADA Austria	-	-	-	21	-	-	-	-	-	8	-	-	29	-
UK Anti-Doping	NADO	UKAD	-	-	-	21	-	-	-	-	-	3	-	-	24	-
Italian National Anti-Doping Agency	NADO	NADO ITALIA	-	-	-	20	-	-	-	-	-	4	-	-	24	-
Korea Anti-Doping Agency	NADO	KADA	11	-	-	2	-	-	3	-	-	1	-	-	17	-
Monaco Anti-Doping Committee	NADO	CMA Monaco	-	-	-	13	-	-	-	-	-	1	-	-	14	-
International Olympic Committee	OTHER-CS	IOC	8	-	-	-	-	-	2	-	-	-	-	-	10	-
French Anti-Doping Agency	NADO	AFLD-NADO	-	-	-	6	-	-	-	-	-	2	-	-	8	-
Romanian National Anti-Doping Agency	NADO	ANAD-Romania	-	-	-	6	-	-	-	-	-	-	-	-	6	-
Jamaica Anti-Doping Commission	NADO	JADCO	-	-	-	4	-	-	-	-	-	1	-	-	5	-
Doping Authority Netherlands	NADO	DAN	-	-	-	2	-	-	-	-	-	-	-	-	2	-
Luxembourg NADO	NADO	ALAD	-	-	-	1	-	-	-	-	-	-	-	-	1	-
Japan Anti-Doping Agency	NADO	JADA	-	-	-	1	-	-	-	-	-	-	-	-	1	-
Anti-Doping Agency of Serbia	NADO	ADAS	-	-	-	1	-	-	-	-	-	-	-	-	1	-
Czech Anti-Doping Committee	NADO	CADC	-	-	-	1	-	-	-	-	-	-	-	-	1	-
			<b>339</b>	<b>-</b>	<b>1</b>	<b>709</b>	<b>5</b>	<b>-</b>	<b>23</b>	<b>-</b>	<b>-</b>	<b>116</b>	<b>-</b>	<b>-</b>	<b>1187</b>	

**2020 Anti-Doping Testing Figures**  
**Samples Analyzed and Reported by Accredited Laboratories in ADAMS**

Table 52: AIOWF Sport - Curling

Testing Authority (TA)	TA Category	ADAMS Code	Urine						Blood						Total Samples	% AAF
			IC			OOC			IC			OOC				
			Samples	ATF	AAF	Samples	ATF	AAF	Samples	ATF	AAF	Samples	ATF	AAF		
China Anti-Doping Agency	NADO	CHINADA	-	-	-	48	2	-	-	-	-	-	-	-	48	-
World Curling Federation	AIOWF	WCF	4	-	-	40	-	-	-	-	-	-	-	-	44	-
Japan Anti-Doping Agency	NADO	JADA	9	-	-	10	-	-	-	-	-	-	-	-	19	-
Korea Anti-Doping Agency	NADO	KADA	16	-	-	2	-	-	-	-	-	-	-	-	18	-
US Anti-Doping Agency	NADO	USADA	13	-	-	-	-	-	-	-	-	-	-	-	13	-
Canadian Centre for Ethics in Sport	NADO	CCES	12	-	-	-	-	-	-	-	-	-	-	-	12	-
German National Anti-Doping Agency	NADO	NADA	6	-	-	6	-	-	-	-	-	-	-	-	12	-
Antidoping Switzerland	NADO	ADCH	10	-	-	1	-	-	-	-	-	-	-	-	11	-
Italian National Anti-Doping Agency	NADO	NADO ITALIA	4	-	-	4	-	-	-	-	-	-	-	-	8	-
Russian National Anti-Doping Organization	NADO	RUSADA	-	-	-	7	-	-	-	-	-	-	-	-	7	-
UK Anti-Doping	NADO	UKAD	6	-	-	-	-	-	-	-	-	-	-	-	6	-
Turkish Anti Doping Commission	NADO	TADC	4	-	-	-	-	-	-	-	-	-	-	-	4	-
Anti-Doping Sweden	NADO	ADSE	4	-	-	-	-	-	-	-	-	-	-	-	4	-
Hungarian Anti-Doping Agency	NADO	HUNADO	-	-	-	4	-	-	-	-	-	-	-	-	4	-
Anti-Doping Bureau of Latvia	NADO	LAT-NADO	2	-	-	-	-	-	-	-	-	-	-	-	2	-
International Olympic Committee	OTHER-CS	IOC	2	-	-	-	-	-	-	-	-	-	-	-	2	-
Doping Authority Netherlands	NADO	DAN	-	-	-	1	-	-	-	-	-	-	-	-	1	-
Estonian Anti-Doping Agency	NADO	EADA	-	-	-	1	-	-	-	-	-	-	-	-	1	-
Qatar Antidoping Commission	NADO	QADC	-	-	-	1	-	-	-	-	-	-	-	-	1	-
			<b>92</b>	<b>-</b>	<b>-</b>	<b>125</b>	<b>2</b>	<b>-</b>	<b>-</b>	<b>-</b>	<b>-</b>	<b>-</b>	<b>-</b>	<b>-</b>	<b>217</b>	

Table 53: AIOWF Sport - Ice Hockey

Testing Authority (TA)	TA Category	ADAMS Code	Urine						Blood						Total Samples	% AAF
			IC			OOC			IC			OOC				
			Samples	ATF	AAF	Samples	ATF	AAF	Samples	ATF	AAF	Samples	ATF	AAF		
International Ice Hockey Federation	AIOWF	IIHF	442	-	4	108	1	-	20	-	-	9	-	-	579	0.7%
German National Anti-Doping Agency	NADO	NADA	68	-	1	142	-	-	1	-	-	12	-	-	223	0.4%
Russian National Anti-Doping Organization	NADO	RUSADA	19	-	-	181	-	-	-	-	-	-	-	-	200	-
Finnish Center for Integrity in Sports	NADO	FINCIS	74	-	-	117	-	-	-	-	-	-	-	-	191	-
Anti-Doping Sweden	NADO	ADSE	136	-	1	46	-	1	-	-	-	-	-	-	182	1.1%
French Anti-Doping Agency	NADO	AFLD-NADO	48	-	1	55	-	-	-	-	-	9	-	-	112	0.9%
China Anti-Doping Agency	NADO	CHINADA	6	-	-	92	-	-	-	-	-	-	-	-	98	-
Anti-Doping Norway	NADO	ADNO	68	-	1	27	-	-	-	-	-	1	-	-	96	1.0%
Antidoping Switzerland	NADO	ADCH	50	-	-	19	-	-	-	-	-	19	-	-	88	-
Anti-Doping Denmark	NADO	ADD	17	-	-	25	-	1	-	-	-	6	-	-	48	2.1%
Czech Anti-Doping Committee	NADO	CADC	30	-	1	16	-	-	-	-	-	-	-	-	46	2.2%
National Anti-Doping Agency Austria GmbH	NADO	NADA Austria	-	-	-	24	-	-	-	-	-	20	-	-	44	-
Romanian National Anti-Doping Agency	NADO	ANAD-Romania	21	-	-	-	-	-	21	-	-	-	-	-	42	-
Canadian Centre for Ethics in Sport	NADO	CCES	12	-	-	24	-	-	-	-	-	-	-	-	36	-
Hungarian Anti-Doping Agency	NADO	HUNADO	10	-	-	16	-	-	5	-	-	-	-	-	31	-
National Anti-doping Center of Ukraine	NADO	NADC Ukraine	30	-	2	-	-	-	-	-	-	30	-	-	30	6.7%
Italian National Anti-Doping Agency	NADO	NADO ITALIA	16	-	-	9	-	-	-	-	-	4	-	-	29	-
Korea Anti-Doping Agency	NADO	KADA	20	-	-	2	-	-	5	-	-	2	-	-	29	-
Belarus National Anti-Doping Agency	NADO	BNADA	-	-	-	28	-	-	-	-	-	-	-	-	28	-
International Olympic Committee	OTHER-CS	IOC	16	-	-	9	-	-	-	-	-	3	-	-	28	-
UK Anti-Doping	NADO	UKAD	9	-	-	14	-	-	-	-	-	2	-	-	25	-
Japan Anti-Doping Agency	NADO	JADA	12	-	-	10	-	-	-	-	-	-	-	-	22	-
Kazakhstan National Anti-Doping Centre	NADO	KAZ-NADO	-	-	-	22	-	-	-	-	-	-	-	-	22	-
Turkish Anti Doping Commission	NADO	TADC	20	-	-	-	-	-	-	-	-	-	-	-	20	-
Slovenian Antidoping Organization	NADO	SLOADO	8	-	-	10	-	-	-	-	-	-	-	-	18	-
Anti-Doping Bureau of Latvia	NADO	LAT-NADO	15	-	-	-	-	-	2	-	-	-	-	-	17	-
US Anti-Doping Agency	NADO	USADA	-	-	-	16	-	-	-	-	-	-	-	-	16	-
Lithuanian Anti-Doping Agency	NADO	LTU-NADO	12	1	-	3	-	-	-	-	-	-	-	-	15	-
Slovak Anti-Doping Agency	NADO	SADA	12	-	-	-	-	-	-	-	-	-	-	-	12	-
Polish Anti-Doping Agency	NADO	POLADA	8	-	-	4	-	-	-	-	-	-	-	-	12	-
Anti-Doping Agency of Serbia	NADO	ADAS	4	-	-	-	-	-	-	-	-	-	-	-	4	-
Doping Authority Netherlands	NADO	DAN	4	-	-	-	-	-	-	-	-	-	-	-	4	-
Hong Kong Anti-Doping Committee	NADO	HKG-ADC	-	-	-	1	-	-	-	-	-	-	-	-	1	-
			<b>1187</b>	<b>1</b>	<b>11</b>	<b>1020</b>	<b>1</b>	<b>2</b>	<b>54</b>	<b>-</b>	<b>-</b>	<b>87</b>	<b>-</b>	<b>-</b>	<b>2348</b>	

**2020 Anti-Doping Testing Figures**  
**Samples Analyzed and Reported by Accredited Laboratories in ADAMS**

Table 54: AIOWF Sport - Luge

Testing Authority (TA)	TA Category	ADAMS Code	Urine						Blood						Total Samples	% AAF
			IC			OOC			IC			OOC				
			Samples	ATF	AAF	Samples	ATF	AAF	Samples	ATF	AAF	Samples	ATF	AAF		
International Luge Federation	AIOWF	FIL	79	-	1	95	-	-	10	-	-	15	-	-	199	0.5%
German National Anti-Doping Agency	NADO	NADA	16	-	-	89	-	-	-	-	-	23	-	-	128	-
Russian National Anti-Doping Organization	NADO	RUSADA	10	-	-	22	-	-	-	-	-	-	-	-	32	-
Anti-Doping Bureau of Latvia	NADO	LAT-NADO	-	-	-	24	-	-	-	-	-	2	-	-	26	-
US Anti-Doping Agency	NADO	USADA	-	-	-	22	-	-	-	-	-	-	-	-	22	-
National Anti-Doping Agency Austria GmbH	NADO	NADA Austria	-	-	-	18	-	-	-	-	-	3	-	-	21	-
Italian National Anti-Doping Agency	NADO	NADO ITALIA	-	-	-	16	-	-	-	-	-	4	-	-	20	-
Romanian National Anti-Doping Agency	NADO	ANAD-Romania	-	-	-	16	-	-	-	-	-	-	-	-	16	-
Canadian Centre for Ethics in Sport	NADO	CCES	4	-	-	10	-	-	-	-	-	-	-	-	14	-
China Anti-Doping Agency	NADO	CHINADA	-	-	-	14	-	-	-	-	-	-	-	-	14	-
Antidoping Switzerland	NADO	ADCH	-	-	-	7	-	-	-	-	-	5	-	-	12	-
International Olympic Committee	OTHER-CS	IOC	6	-	-	3	-	-	-	-	-	1	-	-	10	-
Turkish Anti Doping Commission	NADO	TADC	4	-	-	-	-	-	-	-	-	-	-	-	4	-
UK Anti-Doping	NADO	UKAD	-	-	-	3	-	-	-	-	-	-	-	-	3	-
Anti-Doping Agency of Serbia	NADO	ADAS	-	-	-	2	-	-	-	-	-	-	-	-	2	-
			<b>119</b>	<b>-</b>	<b>1</b>	<b>341</b>	<b>-</b>	<b>-</b>	<b>10</b>	<b>-</b>	<b>-</b>	<b>53</b>	<b>-</b>	<b>-</b>	<b>523</b>	

Table 55: AIOWF Sport - Skating

Testing Authority (TA)	TA Category	ADAMS Code	Urine						Blood						Total Samples	% AAF
			IC			OOC			IC			OOC				
			Samples	ATF	AAF	Samples	ATF	AAF	Samples	ATF	AAF	Samples	ATF	AAF		
China Anti-Doping Agency	NADO	CHINADA	123	-	-	439	2	-	-	-	-	10	-	-	572	-
International Skating Union	AIOWF	ISU	248	-	1	204	1	-	28	-	-	47	-	-	527	0.2%
Doping Authority Netherlands	NADO	DAN	146	-	1	76	-	-	17	-	-	20	-	-	259	0.4%
Russian National Anti-Doping Organization	NADO	RUSADA	71	-	-	133	-	2	6	-	-	16	-	-	226	0.9%
US Anti-Doping Agency	NADO	USADA	42	-	2	112	-	-	-	-	-	6	-	-	160	1.3%
Japan Anti-Doping Agency	NADO	JADA	52	-	-	67	-	-	-	-	-	6	-	-	125	-
Canadian Centre for Ethics in Sport	NADO	CCES	6	-	-	73	-	-	-	-	-	16	-	-	95	-
Italian National Anti-Doping Agency	NADO	NADO ITALIA	17	-	-	61	-	-	1	-	-	12	-	-	91	-
Kazakhstan National Anti-Doping Centre	NADO	KAZ-NADO	23	-	-	60	-	-	-	-	-	-	-	-	83	-
Korea Anti-Doping Agency	NADO	KADA	41	-	-	19	-	-	8	-	-	15	-	-	83	-
German National Anti-Doping Agency	NADO	NADA	18	-	-	53	-	-	-	-	-	6	-	-	77	-
Polish Anti-Doping Agency	NADO	POLADA	42	-	-	16	-	-	-	-	-	-	-	-	58	-
Finnish Center for Integrity in Sports	NADO	FINCIS	16	-	-	27	-	-	1	-	-	1	-	-	45	-
Belarus National Anti-Doping Agency	NADO	BNADA	21	-	-	20	-	-	-	-	-	-	-	-	41	-
Anti-Doping Norway	NADO	ADNO	-	-	-	24	-	-	-	-	-	8	-	-	32	-
International Olympic Committee	OTHER-CS	IOC	18	-	-	9	-	-	-	-	-	3	-	-	30	-
Antidoping Switzerland	NADO	ADCH	4	-	-	14	-	-	-	-	-	8	-	-	26	-
Hungarian Anti-Doping Agency	NADO	HUNADO	2	-	-	11	-	-	-	-	-	8	-	-	21	-
Anti-Doping Sweden	NADO	ADSE	11	-	-	6	-	-	-	-	-	-	-	-	17	-
Anti-Doping Bureau of Latvia	NADO	LAT-NADO	-	-	-	9	-	-	-	-	-	3	-	-	12	-
National Anti-Doping Agency Austria GmbH	NADO	NADA Austria	-	-	-	10	-	-	-	-	-	2	-	-	12	-
Estonian Anti-Doping Agency	NADO	EADA	-	-	-	7	-	-	-	-	-	2	-	-	9	-
French Anti-Doping Agency	NADO	AFLD-NADO	6	-	-	3	-	-	-	-	-	-	-	-	9	-
Anti-Doping Commission of Malta	NADO	MNADO (R)	-	-	-	4	-	-	-	-	-	-	-	-	4	-
Hong Kong Anti-Doping Committee	NADO	HKG-ADC	-	-	-	3	-	1	-	-	-	-	-	-	3	33.3%
Czech Anti-Doping Committee	NADO	CADC	-	-	-	2	-	-	-	-	-	-	-	-	2	-
Romanian National Anti-Doping Agency	NADO	ANAD-Romania	-	-	-	2	-	-	-	-	-	-	-	-	2	-
Drug Free Sport New Zealand	NADO	DFSNZ	-	-	-	2	-	-	-	-	-	-	-	-	2	-
Ecuador NADO	NADO	ECU-NADO	2	-	-	-	-	-	-	-	-	-	-	-	2	-
Anti-Doping Agency of Serbia	NADO	ADAS	2	-	-	-	-	-	-	-	-	-	-	-	2	-
Luxembourg NADO	NADO	ALAD	-	-	-	1	-	-	-	-	-	-	-	-	1	-
Sport Integrity Australia	NADO	SIA	-	-	-	1	-	-	-	-	-	-	-	-	1	-
South American RADO	RADO	RADO-SAM	-	-	-	1	-	-	-	-	-	-	-	-	1	-
Anti-Doping Paraguay	NADO	PAR-NADO	-	-	-	1	-	-	-	-	-	-	-	-	1	-
			<b>911</b>	<b>-</b>	<b>4</b>	<b>1470</b>	<b>3</b>	<b>3</b>	<b>61</b>	<b>-</b>	<b>-</b>	<b>189</b>	<b>-</b>	<b>-</b>	<b>2631</b>	

**2020 Anti-Doping Testing Figures**  
**Samples Analyzed and Reported by Accredited Laboratories in ADAMS**

Table 56: AIOWF Sport - Skiing

Testing Authority (TA)	TA Category	ADAMS Code	Urine						Blood						Total Samples	% AAF
			IC			OOC			IC			OOC				
			Samples	ATF	AAF	Samples	ATF	AAF	Samples	ATF	AAF	Samples	ATF	AAF		
International Ski Federation	AIOWF	FIS	325	-	-	583	-	-	3	-	-	226	-	-	1137	-
German National Anti-Doping Agency	NADO	NADA	39	-	-	360	-	-	6	-	-	86	-	-	491	-
China Anti-Doping Agency	NADO	CHINADA	76	-	-	362	-	1	2	-	-	2	-	1	442	0.5%
Anti-Doping Norway	NADO	ADNO	86	-	-	187	-	-	-	-	-	36	-	-	309	-
Russian National Anti-Doping Organization	NADO	RUSADA	75	-	-	197	-	-	-	-	-	-	-	-	272	-
Finnish Center for Integrity in Sports	NADO	FINCIS	50	-	-	170	-	-	-	-	-	12	-	-	232	-
Italian National Anti-Doping Agency	NADO	NADO ITALIA	32	-	-	134	-	-	-	-	-	23	-	-	189	-
Antidoping Switzerland	NADO	ADCH	8	-	-	146	-	1	-	-	-	30	-	-	184	0.5%
National Anti-Doping Agency Austria GmbH	NADO	NADA Austria	-	-	-	163	-	-	-	-	-	17	-	-	180	-
Anti-Doping Sweden	NADO	ADSE	42	-	-	96	-	-	-	-	-	32	-	-	170	-
French Anti-Doping Agency	NADO	AFLD-NADO	50	-	-	103	1	-	-	-	-	10	-	-	163	-
US Anti-Doping Agency	NADO	USADA	49	-	-	92	-	-	-	-	-	3	-	-	144	-
Korea Anti-Doping Agency	NADO	KADA	57	-	-	31	-	-	7	-	-	11	-	-	106	-
Japan Anti-Doping Agency	NADO	JADA	32	-	-	68	-	-	-	-	-	-	-	-	100	-
International Olympic Committee	OTHER-CS	IOC	54	-	-	18	-	-	-	-	-	6	-	-	78	-
Kazakhstan National Anti-Doping Centre	NADO	KAZ-NADO	-	-	-	69	-	-	-	-	-	-	-	-	69	-
Polish Anti-Doping Agency	NADO	POLADA	38	-	-	8	-	-	-	-	-	3	-	-	49	-
Canadian Centre for Ethics in Sport	NADO	CCES	3	-	-	37	-	-	-	-	-	1	-	-	41	-
Belarus National Anti-Doping Agency	NADO	BNADA	10	-	-	26	-	1	-	-	-	-	-	-	36	2.8%
Czech Anti-Doping Committee	NADO	CADC	30	-	-	3	-	-	-	-	-	1	-	-	34	-
Slovenian Antidoping Organization	NADO	SLOADO	-	-	-	21	-	-	-	-	-	-	-	-	21	-
National Anti Doping Agency -India	NADO	IND-NADO	15	-	-	3	-	-	-	-	-	-	-	-	18	-
Bulgarian Anti-doping Center	NADO	BUL-NADO	3	-	-	13	-	-	-	-	-	2	-	-	18	-
Andorra National Anti-Doping Commission	NADO	AGAD	-	-	-	18	-	-	-	-	-	-	-	-	18	-
Sport Integrity Australia	NADO	SIA	-	-	-	13	-	-	-	-	-	1	-	-	14	-
Estonian Anti-Doping Agency	NADO	EADA	2	-	-	11	-	-	-	-	-	-	-	-	13	-
UK Anti-Doping	NADO	UKAD	-	-	-	9	-	-	-	-	-	3	-	-	12	-
Turkish Anti Doping Commission	NADO	TADC	8	-	-	-	-	-	-	-	-	-	-	-	8	-
Agency for Anti-Doping Control of Bosnia and Herzegovina	NADO	BIH-NADO	-	-	-	7	-	-	-	-	-	-	-	-	7	-
Liechtenstein Olympic Committee	NADO	LOC	-	-	-	5	-	-	-	-	-	1	-	-	6	-
Monaco Anti-Doping Committee	NADO	CMA Monaco	-	-	-	5	-	-	-	-	-	1	-	-	6	-
Drug Free Sport New Zealand	NADO	DFSNZ	-	-	-	5	-	-	-	-	-	-	-	-	5	-
Slovak Anti-Doping Agency	NADO	SADA	-	-	-	3	-	-	-	-	-	1	-	-	4	-
Luxembourg NADO	NADO	ALAD	-	-	-	4	-	-	-	-	-	-	-	-	4	-
Hungarian Anti-Doping Agency	NADO	HUNADO	-	-	-	4	-	-	-	-	-	-	-	-	4	-
National Anti-doping Center of Ukraine	NADO	NADC Ukraine	-	-	-	2	-	-	-	-	-	-	-	-	2	-
Anti-Doping Agency of Serbia	NADO	ADAS	2	-	-	-	-	-	-	-	-	-	-	-	2	-
Anti-Doping Bureau of Latvia	NADO	LAT-NADO	-	-	-	1	-	-	-	-	-	-	-	-	1	-
Lithuanian Anti-Doping Agency	NADO	LTU-NADO	-	-	-	1	-	-	-	-	-	-	-	-	1	-
International Biathlon Union	AIOWF	IBU	-	-	-	1	-	-	-	-	-	-	-	-	1	-
			<b>1086</b>	<b>-</b>	<b>-</b>	<b>2979</b>	<b>1</b>	<b>3</b>	<b>18</b>	<b>-</b>	<b>-</b>	<b>508</b>	<b>-</b>	<b>1</b>	<b>4591</b>	

**2020 Anti-Doping Testing Figures**  
**Samples Analyzed and Reported by Accredited Laboratories in ADAMS**

**Table 57: ARISF Sport - Air Sports**

Testing Authority (TA)	TA Category	ADAMS Code	Urine						Blood						Total Samples	% AAF
			IC			OOC			IC			OOC				
			Samples	ATF	AAF	Samples	ATF	AAF	Samples	ATF	AAF	Samples	ATF	AAF		
National Anti-Doping Agency Austria GmbH	NADO	NADA Austria	12	-	-	-	-	-	-	-	-	-	-	-	12	-
World Air Sports Federation	ARISF	FAI	-	-	-	9	-	-	-	-	-	-	-	-	9	-
Romanian National Anti-Doping Agency	NADO	ANAD-Romania	-	-	-	1	-	-	-	-	-	-	-	-	1	-
			<b>12</b>	<b>-</b>	<b>-</b>	<b>10</b>	<b>-</b>	<b>-</b>	<b>-</b>	<b>-</b>	<b>-</b>	<b>-</b>	<b>-</b>	<b>22</b>		

**Table 58: ARISF Sport - American Football**

Testing Authority (TA)	TA Category	ADAMS Code	Urine						Blood						Total Samples	% AAF
			IC			OOC			IC			OOC				
			Samples	ATF	AAF	Samples	ATF	AAF	Samples	ATF	AAF	Samples	ATF	AAF		
Finnish Center for Integrity in Sports	NADO	FINCIS	53	-	1	47	-	1	-	-	-	-	-	-	100	2.0%
Anti-Doping Sweden	NADO	ADSE	36	-	2	47	-	2	-	-	-	-	-	-	83	4.8%
Anti-Doping Denmark	NADO	ADD	12	-	-	16	1	-	-	-	-	-	-	-	28	-
National Anti-Doping Agency Austria GmbH	NADO	NADA Austria	4	-	-	12	-	-	-	-	-	4	-	-	20	-
International Federation of American Football	ARISF	IFAF	-	-	-	14	-	-	-	-	-	-	-	-	14	-
Japan Anti-Doping Agency	NADO	JADA	12	-	-	-	-	-	-	-	-	-	-	-	12	-
Czech Anti-Doping Committee	NADO	CADC	8	1	-	-	-	-	-	-	-	-	-	-	8	-
Spain National Anti-Doping Agency	NADO	ESP-NADO	-	-	-	8	-	-	-	-	-	-	-	-	8	-
US Anti-Doping Agency	NADO	USADA	-	-	-	4	-	-	-	-	-	-	-	-	4	-
Italian National Anti-Doping Agency	NADO	NADO ITALIA	4	-	-	-	-	-	-	-	-	-	-	-	4	-
Antidoping Switzerland	NADO	ADCH	4	-	1	-	-	-	-	-	-	-	-	-	4	25%
Hungarian Anti-Doping Agency	NADO	HUNADO	4	-	-	-	-	-	-	-	-	-	-	-	4	-
Caribbean RADO	RADO	CAR-RADO	-	-	-	4	-	-	-	-	-	-	-	-	4	-
Anti-Doping Norway	NADO	ADNO	-	-	-	4	-	-	-	-	-	-	-	-	4	-
Mexican National Anti-Doping Committee	NADO	MEX-NADO	-	-	-	3	1	-	-	-	-	-	-	-	3	-
Canadian Centre for Ethics in Sport	NADO	CCES	-	-	-	1	-	-	-	-	-	-	-	-	1	-
			<b>137</b>	<b>1</b>	<b>4</b>	<b>160</b>	<b>2</b>	<b>3</b>	<b>-</b>	<b>-</b>	<b>-</b>	<b>4</b>	<b>-</b>	<b>-</b>	<b>301</b>	

**Table 59: ARISF Sport - Automobile**

Testing Authority (TA)	TA Category	ADAMS Code	Urine						Blood						Total Samples	% AAF
			IC			OOC			IC			OOC				
			Samples	ATF	AAF	Samples	ATF	AAF	Samples	ATF	AAF	Samples	ATF	AAF		
International Automobile Federation	ARISF	FIA	51	-	-	24	-	-	-	-	-	-	-	-	75	-
French Anti-Doping Agency	NADO	AFLD-NADO	16	-	1	-	-	-	-	-	-	-	-	-	16	6.3%
Portugal Anti-Doping Agency	NADO	ADoP	14	-	-	-	-	-	-	-	-	-	-	-	14	-
Czech Anti-Doping Committee	NADO	CADC	12	1	-	-	-	-	-	-	-	-	-	-	12	-
Finnish Center for Integrity in Sports	NADO	FINCIS	10	-	-	-	-	-	-	-	-	-	-	-	10	-
Sport Ireland	NADO	SI	7	-	-	-	-	-	-	-	-	-	-	-	7	-
NADO Flanders	NADO	NADOF	6	-	-	-	-	-	-	-	-	-	-	-	6	-
UK Anti-Doping	NADO	UKAD	6	-	-	-	-	-	-	-	-	-	-	-	6	-
Anti-Doping Agency of Serbia	NADO	ADAS	3	-	-	-	-	-	-	-	-	-	-	-	3	-
Monaco Anti-Doping Committee	NADO	CMA Monaco	-	-	-	3	-	-	-	-	-	-	-	-	3	-
Drug Free Sport New Zealand	NADO	DFSNZ	3	-	-	-	-	-	-	-	-	-	-	-	3	-
Romanian National Anti-Doping Agency	NADO	ANAD-Romania	-	-	-	1	-	-	-	-	-	-	-	-	1	-
Spain National Anti-Doping Agency	NADO	ESP-NADO	-	-	-	1	-	-	-	-	-	-	-	-	1	-
Luxembourg NADO	NADO	ALAD	-	-	-	1	-	-	-	-	-	-	-	-	1	-
Estonian Anti-Doping Agency	NADO	EADA	-	-	-	1	-	-	-	-	-	-	-	-	1	-
			<b>128</b>	<b>1</b>	<b>1</b>	<b>31</b>	<b>-</b>	<b>-</b>	<b>-</b>	<b>-</b>	<b>-</b>	<b>-</b>	<b>-</b>	<b>-</b>	<b>159</b>	

**Table 60: ARISF Sport - Bandy**

Testing Authority (TA)	TA Category	ADAMS Code	Urine						Blood						Total Samples	% AAF
			IC			OOC			IC			OOC				
			Samples	ATF	AAF	Samples	ATF	AAF	Samples	ATF	AAF	Samples	ATF	AAF		
Anti-Doping Sweden	NADO	ADSE	20	-	-	4	-	-	-	-	-	-	-	-	24	-
International Federation of Bandy	ARISF	FIB	13	-	-	-	-	-	-	-	-	-	-	-	13	-
Anti-Doping Norway	NADO	ADNO	12	-	-	-	-	-	-	-	-	-	-	-	12	-
Finnish Center for Integrity in Sports	NADO	FINCIS	8	-	-	4	-	-	-	-	-	-	-	-	12	-
Russian National Anti-Doping Organization	NADO	RUSADA	8	-	-	-	-	-	-	-	-	-	-	-	8	-
			<b>61</b>	<b>-</b>	<b>-</b>	<b>8</b>	<b>-</b>	<b>-</b>	<b>-</b>	<b>-</b>	<b>-</b>	<b>-</b>	<b>-</b>	<b>-</b>	<b>69</b>	

**2020 Anti-Doping Testing Figures**  
Samples Analyzed and Reported by Accredited Laboratories in ADAMS

Table 61: ARISF Sport - Baseball

Testing Authority (TA)	TA Category	ADAMS Code	Urine						Blood						Total Samples	% AAF
			IC			OOC			IC			OOC				
			Samples	ATF	AAF	Samples	ATF	AAF	Samples	ATF	AAF	Samples	ATF	AAF		
Korea Anti-Doping Agency	NADO	KADA	36	-	-	110	-	-	-	-	-	2	-	-	148	-
Sport Integrity Australia	NADO	SIA	27	-	-	23	-	-	-	-	-	7	-	-	57	-
Cuban National Anti-Doping Agency	NADO	CUB-NADO	12	-	-	28	-	-	-	-	-	10	-	-	50	-
German National Anti-Doping Agency	NADO	NADA	-	-	-	43	-	-	-	-	-	4	-	-	47	-
Italian National Anti-Doping Agency	NADO	NADO ITALIA	6	-	-	21	-	2	-	-	-	-	-	-	27	7.4%
World Baseball Softball Confederation	ARISF	WBSC	16	-	-	11	2	-	-	-	-	-	-	-	27	-
Spain National Anti-Doping Agency	NADO	ESP-NADO	14	-	-	-	-	-	-	-	-	-	-	-	14	-
National Anti-Doping Agency Austria GmbH	NADO	NADA Austria	-	-	-	12	-	-	-	-	-	-	-	-	12	-
Czech Anti-Doping Committee	NADO	CADC	12	-	-	-	-	-	-	-	-	-	-	-	12	-
China Anti-Doping Agency	NADO	CHINADA	4	-	-	6	-	-	-	-	-	-	-	-	10	-
Japan Anti-Doping Agency	NADO	JADA	8	-	-	-	-	-	-	-	-	-	-	-	8	-
French Community of Belgium NADO	NADO	BEL-CFWB	6	-	-	-	-	-	1	-	-	-	-	-	7	-
Anti-Doping Sweden	NADO	ADSE	4	-	-	2	-	-	-	-	-	-	-	-	6	-
Colombian NADO	NADO	COL-NADO	4	-	-	-	-	-	-	-	-	-	-	-	4	-
Anti-Doping Agency of Serbia	NADO	ADAS	2	-	-	-	-	-	-	-	-	-	-	-	2	-
Doping Authority Netherlands	NADO	DAN	-	-	-	2	-	-	-	-	-	-	-	-	2	-
Caribbean RADO	RADO	CAR-RADO	-	-	-	1	-	-	-	-	-	-	-	-	1	-
Israeli NADO	NADO	ISR-NADO	-	-	-	1	-	-	-	-	-	-	-	-	1	-
			151	-	-	260	2	2	1	-	-	23	-	-	435	

Table 62: ARISF Sport - Basque Pelota

Testing Authority (TA)	TA Category	ADAMS Code	Urine						Blood						Total Samples	% AAF
			IC			OOC			IC			OOC				
			Samples	ATF	AAF	Samples	ATF	AAF	Samples	ATF	AAF	Samples	ATF	AAF		
French Anti-Doping Agency	NADO	AFLD-NADO	7	-	1	-	-	-	-	-	-	-	-	-	7	14%
			7	-	1	-	-	-	-	-	-	-	-	-	7	

Table 63: ARISF Sport - Billiards Sports

Testing Authority (TA)	TA Category	ADAMS Code	Urine						Blood						Total Samples	% AAF
			IC			OOC			IC			OOC				
			Samples	ATF	AAF	Samples	ATF	AAF	Samples	ATF	AAF	Samples	ATF	AAF		
Anti-Doping Norway	NADO	ADNO	4	-	-	-	-	-	-	-	-	-	-	-	4	-
Doping Authority Netherlands	NADO	DAN	4	-	-	-	-	-	-	-	-	-	-	-	4	-
South African Institute for Drug-Free Sport	NADO	SAIDS	4	-	-	-	-	-	-	-	-	-	-	-	4	-
Agency for Anti-Doping Control of Bosnia and Herzegovina	NADO	BIH-NADO	2	-	-	2	-	-	-	-	-	-	-	-	4	-
Finnish Center for Integrity in Sports	NADO	FINCIS	4	-	1	-	-	-	-	-	-	-	-	-	4	25%
National Anti-Doping Agency Austria GmbH	NADO	NADA Austria	-	-	-	3	-	-	-	-	-	-	-	-	3	-
Hong Kong Anti-Doping Committee	NADO	HKG-ADC	-	-	-	2	-	-	-	-	-	-	-	-	2	-
I.R Iran National Anti-Doping Organization	NADO	IRI-NADO	2	-	-	-	-	-	-	-	-	-	-	-	2	-
Egyptian National Anti-doping Organization	NADO	EGY-NADO	-	-	-	1	-	-	-	-	-	-	-	-	1	-
Israeli NADO	NADO	ISR-NADO	1	-	-	-	-	-	-	-	-	-	-	-	1	-
			21	-	1	8	-	-	-	-	-	-	-	-	29	

Table 64: ARISF Sport - Boules Sports

Testing Authority (TA)	TA Category	ADAMS Code	Urine						Blood						Total Samples	% AAF
			IC			OOC			IC			OOC				
			Samples	ATF	AAF	Samples	ATF	AAF	Samples	ATF	AAF	Samples	ATF	AAF		
National Anti Doping Agency -India	NADO	IND-NADO	5	-	-	5	-	-	-	-	-	-	-	-	10	-
Monaco Anti-Doping Committee	NADO	CMA Monaco	10	-	1	-	-	-	-	-	-	-	-	-	10	10%
French Anti-Doping Agency	NADO	AFLD-NADO	8	-	1	-	-	-	-	-	-	-	-	-	8	13%
Anti-Doping Commission, Chinese Taipei Olympic Committee	NADO	CTADA	4	-	-	-	-	-	-	-	-	-	-	-	4	-
Croatian Institute of Public Health	NADO	CIPH	-	-	-	1	-	-	-	-	-	-	-	-	1	-
			27	-	2	6	-	-	-	-	-	-	-	-	33	

Table 65: ARISF Sport - Bowling

Testing Authority (TA)	TA Category	ADAMS Code	Urine						Blood						Total Samples	% AAF
			IC			OOC			IC			OOC				
			Samples	ATF	AAF	Samples	ATF	AAF	Samples	ATF	AAF	Samples	ATF	AAF		
Finnish Center for Integrity in Sports	NADO	FINCIS	4	-	-	-	-	-	-	-	-	-	-	-	4	-
Anti-Doping Agency of Serbia	NADO	ADAS	2	-	-	-	-	-	-	-	-	-	-	-	2	-
			6	-	-	-	-	-	-	-	-	-	-	-	6	

Table 66: ARISF Sport - Bridge

Testing Authority (TA)	TA Category	ADAMS Code	Urine						Blood						Total Samples	% AAF
			IC			OOC			IC			OOC				
			Samples	ATF	AAF	Samples	ATF	AAF	Samples	ATF	AAF	Samples	ATF	AAF		
Turkish Anti Doping Commission	NADO	TADC	7	-	-	-	-	-	-	-	-	-	-	-	7	-
Anti-Doping Agency of Serbia	NADO	ADAS	2	-	-	-	-	-	-	-	-	-	-	-	2	-
			9	-	-	-	-	-	-	-	-	-	-	-	9	

Table 67: AIMS Sport - Cheer

Testing Authority (TA)	TA Category	ADAMS Code	Urine						Blood						Total Samples	% AAF
			IC			OOC			IC			OOC				
			Samples	ATF	AAF	Samples	ATF	AAF	Samples	ATF	AAF	Samples	ATF	AAF		
Anti-Doping Norway	NADO	ADNO	-	-	-	14	-	-	-	-	-	-	-	-	14	-
Anti-Doping Commission, Chinese Taipei Olympic Committee	NADO	CTADA	1	-	-	-	-	-	-	-	-	-	-	-	1	-
			1	-	-	14	-	-	-	-	-	-	-	-	15	

**2020 Anti-Doping Testing Figures**  
*Samples Analyzed and Reported by Accredited Laboratories in ADAMS*

**Table 68: ARISF Sport - Chess**

Testing Authority (TA)	TA Category	ADAMS Code	Urine						Blood						Total Samples	% AAF
			IC			OOC			IC			OOC				
			Samples	ATF	AAF	Samples	ATF	AAF	Samples	ATF	AAF	Samples	ATF	AAF		
German National Anti-Doping Agency	NADO	NADA	7	-	-	-	-	-	-	-	-	-	-	-	7	-
World Chess Federation	ARISF	FIDE	4	-	-	-	-	-	-	-	-	-	-	-	4	-
Turkish Anti Doping Commission	NADO	TADC	3	-	-	-	-	-	-	-	-	-	-	-	3	-
Anti-Doping Agency of Serbia	NADO	ADAS	2	-	-	-	-	-	-	-	-	-	-	-	2	-
Romanian National Anti-Doping Agency	NADO	ANAD-Romania	-	-	-	2	-	-	-	-	-	-	-	-	2	-
			<b>16</b>	<b>-</b>	<b>-</b>	<b>2</b>	<b>-</b>	<b>-</b>	<b>-</b>	<b>-</b>	<b>-</b>	<b>-</b>	<b>-</b>	<b>-</b>	<b>18</b>	<b>-</b>

**Table 69: ARISF Sport - Cricket**

Testing Authority (TA)	TA Category	ADAMS Code	Urine						Blood						Total Samples	% AAF
			IC			OOC			IC			OOC				
			Samples	ATF	AAF	Samples	ATF	AAF	Samples	ATF	AAF	Samples	ATF	AAF		
International Cricket Council	ARISF	ICC	64	-	-	203	-	-	-	-	-	9	-	-	276	-
Sport Integrity Australia	NADO	SIA	21	-	-	149	-	-	-	-	-	35	-	-	205	-
UK Anti-Doping	NADO	UKAD	69	-	-	88	-	-	-	-	-	-	-	-	157	-
National Anti Doping Agency -India	NADO	IND-NADO	33	-	-	108	-	1	-	-	-	-	-	-	141	1%
Drug Free Sport New Zealand	NADO	DFSNZ	14	-	1	16	-	-	-	-	-	-	-	-	30	3%
Jamaica Anti-Doping Commission	NADO	JADCO	-	-	-	17	-	-	-	-	-	2	-	-	19	-
Caribbean RADO	RADO	CAR-RADO	-	-	-	13	-	-	-	-	-	-	-	-	13	-
Bangladesh Cricket Board	Other	BAN-BCB (R)	9	-	-	-	-	-	-	-	-	-	-	-	9	-
Sri Lanka Anti Doping Agency	NADO	SRI-NADO	8	-	-	-	-	-	-	-	-	-	-	-	8	-
Africa Zone VI RADO	RADO	AFR-RADO-VI	4	-	-	-	-	-	-	-	-	-	-	-	4	-
Sport Ireland	NADO	SI	4	-	-	-	-	-	-	-	-	-	-	-	4	-
Anti-Doping Agency of Serbia	NADO	ADAS	2	-	-	-	-	-	-	-	-	-	-	-	2	-
Israeli NADO	NADO	ISR-NADO	1	-	-	-	-	-	-	-	-	-	-	-	1	-
			<b>229</b>	<b>-</b>	<b>1</b>	<b>594</b>	<b>-</b>	<b>1</b>	<b>-</b>	<b>-</b>	<b>-</b>	<b>46</b>	<b>-</b>	<b>-</b>	<b>869</b>	<b>-</b>

**Table 70: ARISF Sport - DanceSport**

Testing Authority (TA)	TA Category	ADAMS Code	Urine						Blood						Total Samples	% AAF
			IC			OOC			IC			OOC				
			Samples	ATF	AAF	Samples	ATF	AAF	Samples	ATF	AAF	Samples	ATF	AAF		
German National Anti-Doping Agency	NADO	NADA	8	-	-	50	-	-	-	-	-	-	-	-	58	-
Italian National Anti-Doping Agency	NADO	NADO ITALIA	16	-	-	-	-	-	1	-	-	-	-	-	17	-
Doping Authority Netherlands	NADO	DAN	7	-	-	-	-	-	-	-	-	-	-	-	7	-
Czech Anti-Doping Committee	NADO	CADC	6	-	-	-	-	-	-	-	-	-	-	-	6	-
Anti-Doping Commission, Chinese Taipei Olympic Committee	NADO	CTADA	4	-	-	-	-	-	1	-	-	-	-	-	5	-
Finnish Center for Integrity in Sports	NADO	FINCIS	4	-	-	-	-	-	-	-	-	-	-	-	4	-
Israeli NADO	NADO	ISR-NADO	-	-	-	3	-	-	-	-	-	-	-	-	3	-
Anti-Doping Agency of Serbia	NADO	ADAS	2	-	-	-	-	-	-	-	-	-	-	-	2	-
			<b>47</b>	<b>-</b>	<b>-</b>	<b>53</b>	<b>-</b>	<b>-</b>	<b>2</b>	<b>-</b>	<b>-</b>	<b>-</b>	<b>-</b>	<b>-</b>	<b>102</b>	<b>-</b>

**Table 71: ARISF Sport - Floorball**

Testing Authority (TA)	TA Category	ADAMS Code	Urine						Blood						Total Samples	% AAF
			IC			OOC			IC			OOC				
			Samples	ATF	AAF	Samples	ATF	AAF	Samples	ATF	AAF	Samples	ATF	AAF		
Finnish Center for Integrity in Sports	NADO	FINCIS	41	1	-	44	-	-	-	-	-	-	-	-	85	-
Antidoping Switzerland	NADO	ADCH	25	-	-	22	-	-	-	-	-	6	-	-	53	-
International Floorball Federation	ARISF	IFF	16	-	-	18	-	-	-	-	-	-	-	-	34	-
Anti-Doping Sweden	NADO	ADSE	18	-	2	-	-	-	-	-	-	-	-	-	18	11%
Czech Anti-Doping Committee	NADO	CADC	16	-	-	-	-	-	-	-	-	-	-	-	16	-
Anti-Doping Norway	NADO	ADNO	12	-	-	1	-	-	-	-	-	-	-	-	13	-
Anti-Doping Bureau of Latvia	NADO	LAT-NADO	-	-	-	4	-	-	-	-	-	-	-	-	4	-
			<b>128</b>	<b>1</b>	<b>2</b>	<b>89</b>	<b>-</b>	<b>-</b>	<b>-</b>	<b>-</b>	<b>-</b>	<b>6</b>	<b>-</b>	<b>-</b>	<b>223</b>	<b>-</b>

**Table 72: ARISF Sport - Flying Disc**

Testing Authority (TA)	TA Category	ADAMS Code	Urine						Blood						Total Samples	% AAF
			IC			OOC			IC			OOC				
			Samples	ATF	AAF	Samples	ATF	AAF	Samples	ATF	AAF	Samples	ATF	AAF		
Anti-Doping Commission, Chinese Taipei Olympic Committee	NADO	CTADA	2	-	-	-	-	-	1	-	-	-	-	-	3	-
			<b>2</b>	<b>-</b>	<b>-</b>	<b>-</b>	<b>-</b>	<b>-</b>	<b>1</b>	<b>-</b>	<b>-</b>	<b>-</b>	<b>-</b>	<b>-</b>	<b>3</b>	<b>-</b>

**Table 73: AIMS Sport - Icestocksport**

Testing Authority (TA)	TA Category	ADAMS Code	Urine						Blood						Total Samples	% AAF
			IC			OOC			IC			OOC				
			Samples	ATF	AAF	Samples	ATF	AAF	Samples	ATF	AAF	Samples	ATF	AAF		
International Federation Icestocksport	ARISF	IFI	23	-	-	12	-	-	2	-	-	3	-	-	40	-
German National Anti-Doping Agency	NADO	NADA	10	-	-	-	-	-	-	-	-	-	-	-	10	-
National Anti Doping Agency -India	NADO	IND-NADO	2	-	-	-	-	-	-	-	-	-	-	-	2	-
			<b>35</b>	<b>-</b>	<b>-</b>	<b>12</b>	<b>-</b>	<b>-</b>	<b>2</b>	<b>-</b>	<b>-</b>	<b>3</b>	<b>-</b>	<b>-</b>	<b>52</b>	<b>-</b>



**2020 Anti-Doping Testing Figures**  
**Samples Analyzed and Reported by Accredited Laboratories in ADAMS**

Table 74: ARISF Sport - Karate

Testing Authority (TA)	TA Category	ADAMS Code	Urine						Blood						Total Samples	% AAF
			IC			OOC			IC			OOC				
			Samples	ATF	AAF	Samples	ATF	AAF	Samples	ATF	AAF	Samples	ATF	AAF		
World Karate Federation	ARISF	WKF	70	1	1	52	-	-	2	-	-	2	-	-	126	1%
Azerbaijan National Anti-Doping Agency	NADO	AMADA	-	-	-	90	-	1	-	-	-	10	-	-	100	1%
Russian National Anti-Doping Organization	NADO	RUSADA	27	-	-	68	-	-	-	-	-	-	-	-	95	-
China Anti-Doping Agency	NADO	CHINADA	28	-	-	65	-	-	-	-	-	-	-	-	93	-
Japan Anti-Doping Agency	NADO	JADA	5	-	-	44	-	-	5	-	-	3	-	-	57	-
German National Anti-Doping Agency	NADO	NADA	10	-	-	24	-	-	-	-	-	3	-	-	37	-
French Anti-Doping Agency	NADO	AFLD-NADO	12	-	-	23	-	-	-	-	-	-	-	-	35	-
Egyptian National Anti-doping Organization	NADO	EGY-NADO	-	-	-	31	-	-	-	-	-	-	-	-	31	-
US Anti-Doping Agency	NADO	USADA	24	-	-	2	-	-	-	-	-	-	-	-	26	-
Italian National Anti-Doping Agency	NADO	NADO ITALIA	-	-	-	20	-	-	-	-	-	3	-	-	23	-
Hungarian Anti-Doping Agency	NADO	HUNADO	-	-	-	18	-	-	-	-	-	2	-	-	20	-
Croatian Institute of Public Health	NADO	CIPH	6	-	-	10	-	-	-	-	-	2	-	-	18	-
Brasilian Authority on Anti-Doping Control	NADO	ABCD	17	-	-	-	-	-	-	-	-	-	-	-	17	-
National Anti-Doping Agency Austria GmbH	NADO	NADA Austria	-	-	-	11	-	-	-	-	-	3	-	-	14	-
Bulgarian Anti-doping Center	NADO	BUL-NADO	6	-	-	6	-	-	-	-	-	1	-	-	13	-
Anti-Doping Commission, Chinese Taipei Olympic Committee	NADO	CTADA	9	-	-	3	-	-	-	-	-	-	-	-	12	-
Anti-Doping Norway	NADO	ADNO	-	-	-	11	-	-	-	-	-	-	-	-	11	-
Kazakhstan National Anti-Doping Centre	NADO	KAZ-NADO	-	-	-	10	-	-	-	-	-	-	-	-	10	-
Belarus National Anti-Doping Agency	NADO	BNADA	10	-	-	-	-	-	-	-	-	-	-	-	10	-
Antidoping Switzerland	NADO	ADCH	1	-	-	9	-	-	-	-	-	-	-	-	10	-
Anti-Doping Bureau of Latvia	NADO	LAT-NADO	-	-	-	9	-	-	-	-	-	-	-	-	9	-
Anti-Doping Agency of Serbia	NADO	ADAS	6	-	-	3	-	-	-	-	-	-	-	-	9	-
Doping Authority Netherlands	NADO	DAN	8	-	-	-	-	-	-	-	-	-	-	-	8	-
Finnish Center for Integrity in Sports	NADO	FINCIS	5	-	-	3	-	-	-	-	-	-	-	-	8	-
Anti-Doping Sweden	NADO	ADSE	-	-	-	8	-	-	-	-	-	-	-	-	8	-
Polish Anti-Doping Agency	NADO	POLADA	-	-	-	7	-	-	-	-	-	-	-	-	7	-
Cuban National Anti-Doping Agency	NADO	CUB-NADO	-	-	-	5	-	-	-	-	-	2	-	-	7	-
National Anti-Doping Agency of Tunisia	NADO	ANAD	-	-	-	5	-	-	-	-	-	2	-	-	7	-
Agency for Anti-Doping Control of Bosnia and Herzegovina	NADO	BIH-NADO	-	-	-	7	-	-	-	-	-	-	-	-	7	-
Estonian Anti-Doping Agency	NADO	EADA	3	-	1	4	-	-	-	-	-	-	-	-	7	14%
Spain National Anti-Doping Agency	NADO	ESP-NADO	-	-	-	6	-	-	-	-	-	-	-	-	6	-
French Community of Belgium NADO	NADO	BEL-CFWB	6	-	-	-	-	-	-	-	-	-	-	-	6	-
Hong Kong Anti-Doping Committee	NADO	HKG-ADC	-	-	-	6	-	-	-	-	-	-	-	-	6	-
Anti-Doping Paraguay	NADO	PAR-NADO	-	-	-	5	-	-	-	-	-	-	-	-	5	-
Sport Integrity Australia	NADO	SIA	-	-	-	4	-	-	-	-	-	-	-	-	4	-
Turkish Anti Doping Commission	NADO	TADC	-	-	-	4	-	-	-	-	-	-	-	-	4	-
Czech Anti-Doping Committee	NADO	CADC	4	-	-	-	-	-	-	-	-	-	-	-	4	-
National Anti-doping Center of Ukraine	NADO	NADC Ukraine	-	-	-	4	-	-	-	-	-	-	-	-	4	-
Anti-Doping Denmark	NADO	ADD	-	-	-	2	-	-	-	-	-	1	-	-	3	-
HADA - Hellenic Antidoping Agency	NADO	EOKAN	3	-	-	-	-	-	-	-	-	-	-	-	3	-
United Arab Emirates National Anti-doping Committee	NADO	UAE-NADO	2	-	-	1	-	-	-	-	-	-	-	-	3	-
Eastern Europe RADO	RADO	E-EUR-RADO	-	-	-	2	-	-	-	-	-	-	-	-	2	-
UK Anti-Doping	NADO	UKAD	-	-	-	2	-	-	-	-	-	-	-	-	2	-
Peru National Anti-Doping Commission	NADO	CONAD PERU	-	-	-	2	-	-	-	-	-	-	-	-	2	-
I.R Iran National Anti-Doping Organization	NADO	IRI-NADO	-	-	-	2	-	-	-	-	-	-	-	-	2	-
Romanian National Anti-Doping Agency	NADO	ANAD-Romania	-	-	-	1	-	-	-	-	-	-	-	-	1	-
Chilean National Anti-Doping Commission	NADO	CHI-NADO	-	-	-	1	-	-	-	-	-	-	-	-	1	-
South American RADO	RADO	RADO-SAM	-	-	-	1	-	-	-	-	-	-	-	-	1	-
Vietnam Anti-Doping & Sports Medicine Agency	NADO	VADA	-	-	-	1	-	-	-	-	-	-	-	-	1	-
Slovenian Antidoping Organization	NADO	SLOADO	-	-	-	1	-	-	-	-	-	-	-	-	1	-
Luxembourg NADO	NADO	ALAD	-	-	-	1	-	-	-	-	-	-	-	-	1	-
Africa Zone II & III RADC	RADO	AFR-RADO-II-III	-	-	-	1	-	-	-	-	-	-	-	-	1	-
Qatar Antidoping Commission	NADO	QADC	-	-	-	1	-	-	-	-	-	-	-	-	1	-
Central American RADO	RADO	RADO-CAM	-	-	-	1	-	-	-	-	-	-	-	-	1	-
			<b>262</b>	<b>1</b>	<b>2</b>	<b>597</b>	<b>-</b>	<b>1</b>	<b>7</b>	<b>-</b>	<b>-</b>	<b>34</b>	<b>-</b>	<b>-</b>	<b>900</b>	

**2020 Anti-Doping Testing Figures**  
*Samples Analyzed and Reported by Accredited Laboratories in ADAMS*

**Table 75: ARISF Sport - Kickboxing**

Testing Authority (TA)	TA Category	ADAMS Code	Urine						Blood						Total Samples	% AAF
			IC			OOC			IC			OOC				
			Samples	ATF	AAF	Samples	ATF	AAF	Samples	ATF	AAF	Samples	ATF	AAF		
Agency for Anti-Doping Control of Bosnia and Herzegovina	NADO	BiH-NADO	8	-	1	17	-	-	3	-	-	2	-	-	30	3%
Portugal Anti-Doping Agency	NADO	ADoP	15	-	-	6	-	-	-	-	-	7	-	-	28	-
Anti-Doping Norway	NADO	ADNO	7	-	-	20	-	-	-	-	-	-	-	-	27	-
World Association of Kickboxing Organizations	ARISF	WAKO	-	-	-	24	1	-	-	-	-	1	-	-	25	-
French Anti-Doping Agency	NADO	AFLD-NADO	-	-	-	25	-	-	-	-	-	-	-	-	25	-
Anti-Doping Denmark	NADO	ADD	6	-	1	10	-	-	-	-	-	-	-	-	16	6%
Anti-Doping Agency of Serbia	NADO	ADAS	8	-	-	6	-	-	-	-	-	-	-	-	14	-
NADO Flanders	NADO	NADOF	12	-	1	-	-	-	-	-	-	-	-	-	12	8%
National Anti-Doping Agency Austria GmbH	NADO	NADA Austria	-	-	-	11	-	-	-	-	-	1	-	-	12	-
Bulgarian Anti-doping Center	NADO	BUL-NADO	10	-	2	1	-	-	-	-	-	-	-	-	11	18%
Slovak Anti-Doping Agency	NADO	SADA	9	-	-	-	-	-	2	-	-	-	-	-	11	-
Anti-Doping Sweden	NADO	ADSE	1	-	-	8	-	-	-	-	-	-	-	-	9	-
Finnish Center for Integrity in Sports	NADO	FINCIS	5	-	-	3	-	-	-	-	-	-	-	-	8	-
Italian National Anti-Doping Agency	NADO	NADO ITALIA	4	-	1	-	-	-	2	-	-	-	-	-	6	17%
Israeli NADO	NADO	ISR-NADO	-	-	-	4	-	-	-	-	-	-	-	-	4	-
Polish Anti-Doping Agency	NADO	POLADA	3	-	-	-	-	-	-	-	-	-	-	-	3	-
Sport Ireland	NADO	SI	3	-	-	-	-	-	-	-	-	-	-	-	3	-
Estonian Anti-Doping Agency	NADO	EADA	-	-	-	2	-	-	-	-	-	-	-	-	2	-
National Anti-doping Center of Ukraine	NADO	NADC Ukraine	-	-	-	2	-	-	-	-	-	-	-	-	2	-
Eastern Europe RADO	RADO	E-EUR-RADO	-	-	-	2	-	-	-	-	-	-	-	-	2	-
Anti-Doping Bureau of Latvia	NADO	LAT-NADO	2	-	1	-	-	-	-	-	-	-	-	-	2	50%
Liechtenstein Olympic Committee	NADO	LOC	-	-	-	1	-	-	-	-	-	1	-	-	2	-
Central Asia RADO	RADO	RADOC-A-RADO	-	-	-	1	-	-	-	-	-	-	-	-	1	-
International Olympic Committee	OTHER-CS	IOC	-	-	-	1	-	-	-	-	-	-	-	-	1	-
			<b>93</b>	<b>-</b>	<b>7</b>	<b>144</b>	<b>1</b>	<b>-</b>	<b>7</b>	<b>-</b>	<b>-</b>	<b>12</b>	<b>-</b>	<b>-</b>	<b>256</b>	

**Table 76: ARISF Sport - Korfball**

Testing Authority (TA)	TA Category	ADAMS Code	Urine						Blood						Total Samples	% AAF
			IC			OOC			IC			OOC				
			Samples	ATF	AAF	Samples	ATF	AAF	Samples	ATF	AAF	Samples	ATF	AAF		
International Korfball Federation	ARISF	IKF	9	-	-	3	-	-	-	-	-	3	-	-	15	-
Doping Authority Netherlands	NADO	DAN	13	-	-	1	-	-	-	-	-	-	-	-	14	-
Anti-Doping Commission, Chinese Taipei Olympic Committee	NADO	CTADA	8	-	-	-	-	-	1	-	-	-	-	-	9	-
Anti-Doping Agency of Serbia	NADO	ADAS	-	-	-	2	-	-	-	-	-	-	-	-	2	-
			<b>30</b>	<b>-</b>	<b>-</b>	<b>6</b>	<b>-</b>	<b>-</b>	<b>1</b>	<b>-</b>	<b>-</b>	<b>3</b>	<b>-</b>	<b>-</b>	<b>40</b>	

**Table 77: ARISF Sport - Lacrosse**

Testing Authority (TA)	TA Category	ADAMS Code	Urine						Blood						Total Samples	% AAF
			IC			OOC			IC			OOC				
			Samples	ATF	AAF	Samples	ATF	AAF	Samples	ATF	AAF	Samples	ATF	AAF		
none	-	-	-	-	-	-	-	-	-	-	-	-	-	-	0	n/a
			<b>-</b>	<b>-</b>	<b>-</b>	<b>-</b>	<b>-</b>	<b>-</b>	<b>-</b>	<b>-</b>	<b>-</b>	<b>-</b>	<b>-</b>	<b>-</b>	<b>0</b>	

**Table 78: ARISF Sport - Life Saving**

Testing Authority (TA)	TA Category	ADAMS Code	Urine						Blood						Total Samples	% AAF
			IC			OOC			IC			OOC				
			Samples	ATF	AAF	Samples	ATF	AAF	Samples	ATF	AAF	Samples	ATF	AAF		
Sport Integrity Australia	NADO	SIA	15	-	-	35	-	-	-	-	-	-	-	-	50	-
German National Anti-Doping Agency	NADO	NADA	-	-	-	30	-	-	-	-	-	4	-	-	34	-
Anti-Doping Commission, Chinese Taipei Olympic Committee	NADO	CTADA	17	-	-	-	-	-	1	-	-	-	-	-	18	-
Drug Free Sport New Zealand	NADO	DFSNZ	11	-	1	-	-	-	-	-	-	-	-	-	11	9%
Spain National Anti-Doping Agency	NADO	ESP-NADO	10	-	-	-	-	-	1	-	-	-	-	-	11	-
International Life Saving Federation	ARISF	ILSF	1	-	-	5	-	-	-	-	-	1	-	-	7	-
Egyptian National Anti-doping Organization	NADO	EGY-NADO	-	-	-	1	-	-	-	-	-	-	-	-	1	-
			<b>54</b>	<b>-</b>	<b>1</b>	<b>71</b>	<b>-</b>	<b>-</b>	<b>2</b>	<b>-</b>	<b>-</b>	<b>5</b>	<b>-</b>	<b>-</b>	<b>132</b>	

**Table 79: ARISF Sport - Motorcycling Racing**

Testing Authority (TA)	TA Category	ADAMS Code	Urine						Blood						Total Samples	% AAF
			IC			OOC			IC			OOC				
			Samples	ATF	AAF	Samples	ATF	AAF	Samples	ATF	AAF	Samples	ATF	AAF		
International Motorcycling Federation	ARISF	FIM	89	-	-	1	-	-	-	-	-	-	-	-	90	-
NADO Flanders	NADO	NADOF	12	-	-	-	-	-	-	-	-	-	-	-	12	-
Anti-Doping Denmark	NADO	ADD	6	-	-	4	-	1	-	-	-	-	-	-	10	10%
Finnish Center for Integrity in Sports	NADO	FINCIS	8	-	-	1	-	-	-	-	-	-	-	-	9	-
French Anti-Doping Agency	NADO	AFLD-NADO	7	-	1	1	-	-	-	-	-	-	-	-	8	13%
Italian National Anti-Doping Agency	NADO	NADO ITALIA	7	-	1	-	-	-	-	-	-	-	-	-	7	14%
Czech Anti-Doping Committee	NADO	CADC	6	-	-	-	-	-	-	-	-	-	-	-	6	-
Sport Integrity Australia	NADO	SIA	6	1	-	-	-	-	-	-	-	-	-	-	6	-
Anti-Doping Bureau of Latvia	NADO	LAT-NADO	-	-	-	5	-	-	-	-	-	-	-	-	5	-
Japan Anti-Doping Agency	NADO	JADA	4	-	-	-	-	-	-	-	-	-	-	-	4	-
Polish Anti-Doping Agency	NADO	POLADA	4	1	-	-	-	-	-	-	-	-	-	-	4	-
Antidoping Switzerland	NADO	ADCH	3	-	-	-	-	-	-	-	-	-	-	-	3	-
Romanian National Anti-Doping Agency	NADO	ANAD-Romania	-	-	-	2	-	-	-	-	-	-	-	-	2	-
Anti-Doping Agency of Serbia	NADO	ADAS	2	-	-	-	-	-	-	-	-	-	-	-	2	-
			<b>154</b>	<b>2</b>	<b>2</b>	<b>14</b>	<b>-</b>	<b>1</b>	<b>-</b>	<b>-</b>	<b>-</b>	<b>-</b>	<b>-</b>	<b>-</b>	<b>168</b>	

**2020 Anti-Doping Testing Figures**  
Samples Analyzed and Reported by Accredited Laboratories in ADAMS

**Table 80: ARISF Sport - Mountaineering and Climbing**

Testing Authority (TA)	TA Category	ADAMS Code	Urine						Blood						Total Samples	% AAF
			IC			OOC			IC			OOC				
			Samples	ATF	AAF	Samples	ATF	AAF	Samples	ATF	AAF	Samples	ATF	AAF		
National Anti-Doping Agency Austria GmbH	NADO	NADA Austria	6	-	-	15	-	-	3	-	-	1	-	-	25	-
International Climbing and Mountaineering Federation	ARISF	UIAA	14	-	-	3	-	-	-	-	-	-	-	-	17	-
Czech Anti-Doping Committee	NADO	CADC	6	-	-	-	-	-	-	-	-	-	-	-	6	-
Andorra National Anti-Doping Commission	NADO	AGAD	4	-	-	1	-	-	-	-	-	-	-	-	5	-
Anti-Doping Sweden	NADO	ADSE	4	-	-	-	-	-	-	-	-	-	-	-	4	-
Catalan Mountaineering and Climbing Federation	Other	ESP-FEEC (R)	4	-	-	-	-	-	-	-	-	-	-	-	4	-
Russian National Anti-Doping Organization	NADO	RUSADA	-	-	-	2	-	-	-	-	-	-	-	-	2	-
Anti-Doping Agency of Serbia	NADO	ADAS	2	-	-	-	-	-	-	-	-	-	-	-	2	-
International Federation of Sport Climbing	ARISF	IFSC	1	-	-	-	-	-	-	-	-	-	-	-	1	-
Korea Anti-Doping Agency	NADO	KADA	1	-	-	-	-	-	-	-	-	-	-	-	1	-
Romanian National Anti-Doping Agency	NADO	ANAD-Romania	-	-	-	1	-	-	-	-	-	-	-	-	1	-
			<b>42</b>	<b>-</b>	<b>-</b>	<b>22</b>	<b>-</b>	<b>-</b>	<b>3</b>	<b>-</b>	<b>-</b>	<b>1</b>	<b>-</b>	<b>-</b>	<b>68</b>	

**Table 81: ARISF Sport - Muaythai**

Testing Authority (TA)	TA Category	ADAMS Code	Urine						Blood						Total Samples	% AAF
			IC			OOC			IC			OOC				
			Samples	ATF	AAF	Samples	ATF	AAF	Samples	ATF	AAF	Samples	ATF	AAF		
Kazakhstan National Anti-Doping Centre	NADO	KAZ-NADO	6	-	-	23	-	-	-	-	-	-	-	-	29	-
International Federation of Muaythai Associations	ARISF	IFMA	-	-	-	19	-	2	-	-	-	1	-	-	20	10%
Anti-Doping Sweden	NADO	ADSE	4	-	-	13	-	-	-	-	-	-	-	-	17	-
Turkish Anti Doping Commission	NADO	TADC	9	1	-	-	-	-	-	-	-	-	-	-	9	-
NADO Flanders	NADO	NADOF	6	-	1	-	-	-	-	-	-	-	-	-	6	17%
Saudi Arabian Antidoping Committee	NADO	KSA-NADO	-	-	-	6	-	-	-	-	-	-	-	-	6	-
Finnish Center for Integrity in Sports	NADO	FINCIS	5	-	-	1	-	-	-	-	-	-	-	-	6	-
Spain National Anti-Doping Agency	NADO	ESP-NADO	6	-	-	-	-	-	-	-	-	-	-	-	6	-
National Olympic Committee of Iraq	NADO	NOC-IRAQ	-	-	-	5	-	1	-	-	-	-	-	-	5	20%
Israeli NADO	NADO	ISR-NADO	-	-	-	5	-	-	-	-	-	-	-	-	5	-
Belarus National Anti-Doping Agency	NADO	BNADA	2	-	-	-	-	-	-	-	-	-	-	-	2	-
National Anti-doping Center of Ukraine	NADO	NADC Ukraine	-	-	-	2	-	-	-	-	-	-	-	-	2	-
Anti-Doping Singapore	NADO	ADS	-	-	-	1	-	-	-	-	-	-	-	-	1	-
			<b>38</b>	<b>1</b>	<b>1</b>	<b>75</b>	<b>-</b>	<b>3</b>	<b>-</b>	<b>-</b>	<b>-</b>	<b>1</b>	<b>-</b>	<b>-</b>	<b>114</b>	

**Table 82: ARISF Sport - Netball**

Testing Authority (TA)	TA Category	ADAMS Code	Urine						Blood						Total Samples	% AAF
			IC			OOC			IC			OOC				
			Samples	ATF	AAF	Samples	ATF	AAF	Samples	ATF	AAF	Samples	ATF	AAF		
Drug Free Sport New Zealand	NADO	DFSNZ	22	-	-	25	-	-	-	-	-	-	-	-	47	-
World Netball	ARISF	INF	8	-	-	19	-	-	-	-	-	-	-	-	27	-
Jamaica Anti-Doping Commission	NADO	JADCO	-	-	-	16	-	-	-	-	-	2	-	-	18	-
Sport Integrity Australia	NADO	SIA	4	-	-	12	-	-	-	-	-	-	-	-	16	-
UK Anti-Doping	NADO	UKAD	4	-	-	10	-	-	-	-	-	-	-	-	14	-
Trinidad and Tobago Olympic Committee	NADO	TTOC	-	-	-	2	-	-	-	-	-	-	-	-	2	-
			<b>38</b>	<b>-</b>	<b>-</b>	<b>84</b>	<b>-</b>	<b>-</b>	<b>-</b>	<b>-</b>	<b>-</b>	<b>2</b>	<b>-</b>	<b>-</b>	<b>124</b>	

**Table 83: ARISF Sport - Orienteering**

Testing Authority (TA)	TA Category	ADAMS Code	Urine						Blood						Total Samples	% AAF
			IC			OOC			IC			OOC				
			Samples	ATF	AAF	Samples	ATF	AAF	Samples	ATF	AAF	Samples	ATF	AAF		
Finnish Center for Integrity in Sports	NADO	FINCIS	22	-	-	32	-	-	-	-	-	1	-	-	55	-
Anti-Doping Denmark	NADO	ADD	4	-	-	28	-	-	-	-	-	8	-	-	40	-
Anti-Doping Sweden	NADO	ADSE	7	-	-	18	-	-	-	-	-	-	-	-	25	-
Anti-Doping Norway	NADO	ADNO	-	-	-	25	-	-	-	-	-	-	-	-	25	-
International Orienteering Federation	ARISF	IOF	16	-	-	-	-	-	1	-	-	-	-	-	17	-
Antidoping Switzerland	NADO	ADCH	5	-	-	8	-	-	-	-	-	-	-	-	13	-
Spain National Anti-Doping Agency	NADO	ESP-NADO	12	-	-	-	-	-	-	-	-	-	-	-	12	-
Czech Anti-Doping Committee	NADO	CADC	9	-	-	-	-	-	-	-	-	-	-	-	9	-
Hungarian Anti-Doping Agency	NADO	HUNADO	4	-	-	-	-	-	-	-	-	-	-	-	4	-
Anti-Doping Bureau of Latvia	NADO	LAT-NADO	3	-	-	-	-	-	-	-	-	-	-	-	3	-
Luxembourg NADO	NADO	ALAD	-	-	-	2	-	-	-	-	-	1	-	-	3	-
National Anti-Doping Agency Austria GmbH	NADO	NADA Austria	-	-	-	2	-	-	-	-	-	-	-	-	2	-
National Anti-doping Center of Ukraine	NADO	NADC Ukraine	-	-	-	2	-	-	-	-	-	-	-	-	2	-
Anti-Doping Agency of Serbia	NADO	ADAS	2	-	-	-	-	-	-	-	-	-	-	-	2	-
Japan Anti-Doping Agency	NADO	JADA	2	-	-	-	-	-	-	-	-	-	-	-	2	-
			<b>86</b>	<b>-</b>	<b>-</b>	<b>117</b>	<b>-</b>	<b>-</b>	<b>1</b>	<b>-</b>	<b>-</b>	<b>10</b>	<b>-</b>	<b>-</b>	<b>214</b>	

**Table 84: ARISF Sport - Polo**

Testing Authority (TA)	TA Category	ADAMS Code	Urine						Blood						Total Samples	% AAF
			IC			OOC			IC			OOC				
			Samples	ATF	AAF	Samples	ATF	AAF	Samples	ATF	AAF	Samples	ATF	AAF		
South East Asia RADO	RADO	SE-ASIA-RADC	-	-	-	3	-	-	-	-	-	-	-	-	3	-
						<b>3</b>	<b>-</b>	<b>-</b>	<b>-</b>	<b>-</b>	<b>-</b>	<b>-</b>	<b>-</b>	<b>-</b>	<b>3</b>	

**Table 85: ARISF Sport - Powerboating**

Testing Authority (TA)	TA Category	ADAMS Code	Urine						Blood						Total Samples	% AAF
			IC			OOC			IC			OOC				
			Samples	ATF	AAF	Samples	ATF	AAF	Samples	ATF	AAF	Samples	ATF	AAF		
Monaco Anti-Doping Committee	NADO	CMA Monaco	-	-	-	4	-	-	-	-	-	1	-	-	5	-
Italian National Anti-Doping Agency	NADO	NADO ITALIA	2	-	1	-	-	-	-	-	-	-	-	-	2	50%
			<b>2</b>	<b>-</b>	<b>1</b>	<b>4</b>	<b>-</b>	<b>-</b>	<b>-</b>	<b>-</b>	<b>-</b>	<b>1</b>	<b>-</b>	<b>-</b>	<b>7</b>	

**2020 Anti-Doping Testing Figures**  
*Samples Analyzed and Reported by Accredited Laboratories in ADAMS*

**Table 86: ARISF Sport - Racquetball**

Testing Authority (TA)	TA Category	ADAMS Code	Urine						Blood						Total Samples	% AAF
			IC			OOC			IC			OOC				
			Samples	ATF	AAF	Samples	ATF	AAF	Samples	ATF	AAF	Samples	ATF	AAF		
US Anti-Doping Agency	NADO	USADA	9	-	-	-	-	-	-	-	-	-	-	-	9	-
International Racquetball Federation	ARISF	IRF	-	-	-	4	-	-	-	-	-	-	-	-	4	-
South American RADO	RADO	RADO-SAM	-	-	-	2	-	-	-	-	-	-	-	2	-	
			<b>9</b>			<b>6</b>								<b>15</b>		

**Table 87: ARISF Sport - Roller Sports**

Testing Authority (TA)	TA Category	ADAMS Code	Urine						Blood						Total Samples	% AAF
			IC			OOC			IC			OOC				
			Samples	ATF	AAF	Samples	ATF	AAF	Samples	ATF	AAF	Samples	ATF	AAF		
Colombian NADO	NADO	COL-NADO	16	-	1	21	1	-	10	-	-	9	-	-	56	2%
World Skate	ARISF	WSK	7	-	-	30	-	-	2	-	-	-	-	-	39	-
Italian National Anti-Doping Agency	NADO	NADO ITALIA	16	-	-	12	-	-	-	-	-	3	-	-	31	-
Anti-Doping Commission, Chinese Taipei Olympic Committee	NADO	CTADA	29	-	-	-	-	-	1	-	-	-	-	-	30	-
China Anti-Doping Agency	NADO	CHINADA	5	-	-	23	-	-	-	-	-	-	-	28	-	
US Anti-Doping Agency	NADO	USADA	-	-	-	24	-	-	-	-	-	-	-	24	-	
German National Anti-Doping Agency	NADO	NADA	-	-	-	19	-	-	-	-	-	-	-	19	-	
Chilean National Anti-Doping Commission	NADO	CHI-NADO	17	-	-	-	-	-	-	-	-	-	-	17	-	
Japan Anti-Doping Agency	NADO	JADA	-	-	-	15	-	-	-	-	-	-	-	15	-	
National Anti-Doping Agency Austria GmbH	NADO	NADA Austria	12	-	-	-	-	-	-	-	-	-	-	12	-	
Korea Anti-Doping Agency	NADO	KADA	-	-	-	7	-	-	-	-	-	3	-	10	-	
French Anti-Doping Agency	NADO	AFLD-NADO	6	-	-	-	-	-	-	-	-	-	-	6	-	
Czech Anti-Doping Committee	NADO	CADC	6	-	-	-	-	-	-	-	-	-	-	6	-	
National Anti Doping Agency -India	NADO	IND-NADO	6	-	-	-	-	-	-	-	-	-	-	6	-	
Canadian Centre for Ethics in Sport	NADO	CCES	-	-	-	4	-	-	-	-	-	-	-	4	-	
Lembaga Anti-Doping Indonesia	NADO	LADI	-	-	-	3	-	-	-	-	-	-	-	3	-	
Antidoping Switzerland	NADO	ADCH	-	-	-	3	-	-	-	-	-	-	-	3	-	
Ecuador NADO	NADO	ECU-NADO	2	-	-	-	-	-	-	-	-	-	-	2	-	
South African Institute for Drug-Free Sport	NADO	SAIDS	2	-	-	-	-	-	-	-	-	-	-	2	-	
Doping Authority Netherlands	NADO	DAN	-	-	-	1	-	-	-	-	-	-	-	1	-	
Sport Integrity Australia	NADO	SIA	-	-	-	1	-	-	-	-	-	-	-	1	-	
Spain National Anti-Doping Agency	NADO	ESP-NADO	-	-	-	1	-	-	-	-	-	-	-	1	-	
			<b>124</b>		<b>1</b>	<b>164</b>	<b>1</b>		<b>13</b>			<b>15</b>		<b>316</b>		

**Table 88: ARISF Sport - Ski Mountaineering**

Testing Authority (TA)	TA Category	ADAMS Code	Urine						Blood						Total Samples	% AAF
			IC			OOC			IC			OOC				
			Samples	ATF	AAF	Samples	ATF	AAF	Samples	ATF	AAF	Samples	ATF	AAF		
German National Anti-Doping Agency	NADO	NADA	8	-	-	22	-	-	4	-	-	3	-	-	37	-
French Anti-Doping Agency	NADO	AFLD-NADO	18	-	-	18	-	-	-	-	-	-	-	-	36	-
Antidoping Switzerland	NADO	ADCH	-	-	-	18	-	-	-	-	-	3	-	-	21	-
International Ski Mountaineering Federation	ARISF	ISMF	14	-	-	7	-	-	-	-	-	-	-	21	-	
International Olympic Committee	OTHER-CS	IOC	6	-	-	2	-	-	-	-	-	1	-	9	-	
Italian National Anti-Doping Agency	NADO	NADO ITALIA	8	-	-	-	-	-	-	-	-	-	-	8	-	
National Anti-Doping Agency Austria GmbH	NADO	NADA Austria	-	-	-	7	-	-	-	-	-	-	-	7	-	
			<b>54</b>			<b>74</b>			<b>4</b>			<b>7</b>		<b>139</b>		

**Table 89: ARISF Sport - Softball**

Testing Authority (TA)	TA Category	ADAMS Code	Urine						Blood						Total Samples	% AAF
			IC			OOC			IC			OOC				
			Samples	ATF	AAF	Samples	ATF	AAF	Samples	ATF	AAF	Samples	ATF	AAF		
World Baseball Softball Confederation	ARISF	WBSC	20	-	1	24	-	-	-	-	-	-	-	-	44	2%
Japan Anti-Doping Agency	NADO	JADA	6	-	-	31	-	-	-	-	-	-	-	37	-	
Sport Integrity Australia	NADO	SIA	4	-	-	13	-	-	-	-	-	4	-	21	-	
Mexican National Anti-Doping Committee	NADO	MEX-NADO	-	-	-	20	-	-	-	-	-	-	-	20	-	
Italian National Anti-Doping Agency	NADO	NADO ITALIA	6	-	-	8	-	-	-	-	-	4	-	18	-	
US Anti-Doping Agency	NADO	USADA	-	-	-	17	-	1	-	-	-	-	-	17	6%	
Czech Anti-Doping Committee	NADO	CADC	9	-	-	-	-	-	-	-	-	-	-	9	-	
China Anti-Doping Agency	NADO	CHINADA	4	-	-	4	-	-	-	-	-	-	-	8	-	
Drug Free Sport New Zealand	NADO	DFSNZ	6	-	-	-	-	-	-	-	-	-	-	6	-	
Korea Anti-Doping Agency	NADO	KADA	-	-	-	2	-	-	-	-	-	1	-	3	-	
Doping Authority Netherlands	NADO	DAN	-	-	-	2	-	-	-	-	-	-	-	2	-	
Anti-Doping Agency of Serbia	NADO	ADAS	2	-	-	-	-	-	-	-	-	-	-	2	-	
Israeli NADO	NADO	ISR-NADO	-	-	-	1	-	-	-	-	-	-	-	1	-	
			<b>57</b>		<b>1</b>	<b>122</b>		<b>1</b>				<b>9</b>		<b>188</b>		

**2020 Anti-Doping Testing Figures**  
*Samples Analyzed and Reported by Accredited Laboratories in ADAMS*

**Table 90: ARISF Sport - Sport Climbing**

Testing Authority (TA)	TA Category	ADAMS Code	Urine						Blood						Total Samples	% AAF
			IC			OOC			IC			OOC				
			Samples	ATF	AAF	Samples	ATF	AAF	Samples	ATF	AAF	Samples	ATF	AAF		
China Anti-Doping Agency	NADO	CHINADA	24	-	-	57	-	-	-	-	-	2	-	-	83	-
Japan Anti-Doping Agency	NADO	JADA	25	-	-	35	-	-	-	-	-	7	-	-	67	-
German National Anti-Doping Agency	NADO	NADA	14	-	-	32	-	-	2	-	-	3	-	-	51	-
International Federation of Sport Climbing	ARISF	IFSC	16	-	-	7	-	-	-	-	-	1	-	-	24	-
US Anti-Doping Agency	NADO	USADA	-	-	-	20	-	-	-	-	-	-	-	-	20	-
Spain National Anti-Doping Agency	NADO	ESP-NADO	17	-	-	-	-	-	2	-	-	-	-	-	19	-
Italian National Anti-Doping Agency	NADO	NADO ITALIA	9	-	-	5	-	-	-	-	-	3	-	-	17	-
National Anti-Doping Agency Austria GmbH	NADO	NADA Austria	6	-	-	9	-	-	-	-	-	1	-	-	16	-
French Anti-Doping Agency	NADO	AFLD-NADO	12	-	-	2	-	-	-	-	-	-	-	-	14	-
Lembaga Anti-Doping Indonesia	NADO	LADI	-	-	-	11	-	-	-	-	-	-	-	-	11	-
Sport Integrity Australia	NADO	SIA	-	-	-	4	-	-	-	-	-	2	-	-	6	-
Antidoping Switzerland	NADO	ADCH	4	-	-	2	-	-	-	-	-	-	-	-	6	-
French Community of Belgium NADO	NADO	BEL-CFWB	6	-	-	-	-	-	-	-	-	-	-	-	6	-
Czech Anti-Doping Committee	NADO	CADC	5	-	-	1	-	-	-	-	-	-	-	-	6	-
Israeli NADO	NADO	ISR-NADO	4	-	-	1	-	-	-	-	-	-	-	-	5	-
Slovenian Antidoping Organization	NADO	SLOADO	-	-	-	3	-	-	-	-	-	-	-	-	3	-
South African Institute for Drug-Free Sport	NADO	SAIDS	3	-	-	-	-	-	-	-	-	-	-	-	3	-
Korea Anti-Doping Agency	NADO	KADA	-	-	-	3	-	-	-	-	-	-	-	-	3	-
Anti-Doping Agency of Serbia	NADO	ADAS	2	-	1	-	-	-	-	-	-	-	-	-	2	50%
Canadian Centre for Ethics in Sport	NADO	CCES	-	-	-	2	-	-	-	-	-	-	-	-	2	-
UK Anti-Doping	NADO	UKAD	-	-	-	1	-	-	-	-	-	-	-	-	1	-
			147	-	1	195	-	-	4	-	-	19	-	-	365	-

**Table 91: ARISF Sport - Squash**

Testing Authority (TA)	TA Category	ADAMS Code	Urine						Blood						Total Samples	% AAF
			IC			OOC			IC			OOC				
			Samples	ATF	AAF	Samples	ATF	AAF	Samples	ATF	AAF	Samples	ATF	AAF		
National Anti Doping Agency -India	NADO	IND-NADO	10	-	-	25	-	-	-	-	-	-	-	-	35	-
World Squash Federation	ARISF	WSF	-	-	-	28	-	-	-	-	-	2	-	-	30	-
German National Anti-Doping Agency	NADO	NADA	9	-	-	8	-	-	-	-	-	2	-	-	19	-
Finnish Center for Integrity in Sports	NADO	FINCIS	7	-	-	3	-	-	1	-	-	-	-	-	11	-
Czech Anti-Doping Committee	NADO	CADC	10	-	-	-	-	-	-	-	-	-	-	-	10	-
UK Anti-Doping	NADO	UKAD	4	-	-	4	-	-	-	-	-	-	-	-	8	-
French Anti-Doping Agency	NADO	AFLD-NADO	2	-	-	4	-	-	-	-	-	-	-	-	6	-
Doping Authority Netherlands	NADO	DAN	6	-	-	-	-	-	-	-	-	-	-	-	6	-
French Community of Belgium NADO	NADO	BEL-CFWB	6	-	-	-	-	-	-	-	-	-	-	-	6	-
Italian National Anti-Doping Agency	NADO	NADO ITALIA	4	-	-	-	-	-	-	-	-	-	-	-	4	-
National Anti-Doping Agency Austria GmbH	NADO	NADA Austria	-	-	-	4	-	-	-	-	-	-	-	-	4	-
Hong Kong Anti-Doping Committee	NADO	HKG-ADC	-	-	-	3	-	-	-	-	-	-	-	-	3	-
Jamaica Anti-Doping Commission	NADO	JADCO	-	-	-	1	-	-	-	-	-	1	-	-	2	-
Anti-Doping Paraguay	NADO	PAR-NADO	-	-	-	2	-	-	-	-	-	-	-	-	2	-
Anti-Doping Agency of Serbia	NADO	ADAS	2	-	-	-	-	-	-	-	-	-	-	-	2	-
US Anti-Doping Agency	NADO	USADA	-	-	-	1	-	1	-	-	-	-	-	-	1	100%
Qatar Antidoping Commission	NADO	QADC	-	-	-	1	-	-	-	-	-	-	-	-	1	-
Drug Free Sport New Zealand	NADO	DFSNZ	-	-	-	1	-	-	-	-	-	-	-	-	1	-
Central American RADO	RADO	RADO-CAM	-	-	-	1	-	-	-	-	-	-	-	-	1	-
Romanian National Anti-Doping Agency	NADO	ANAD-Romania	-	-	-	1	-	-	-	-	-	-	-	-	1	-
			60	-	-	87	-	1	1	-	-	5	-	-	153	-

**Table 92: ARISF Sport - Sumo**

Testing Authority (TA)	TA Category	ADAMS Code	Urine						Blood						Total Samples	% AAF
			IC			OOC			IC			OOC				
			Samples	ATF	AAF	Samples	ATF	AAF	Samples	ATF	AAF	Samples	ATF	AAF		
Japan Anti-Doping Agency	NADO	JADA	8	-	-	7	-	-	-	-	-	-	-	-	15	-
National Anti-doping Center of Ukraine	NADO	NADC Ukraine	-	-	-	2	-	-	-	-	-	-	-	-	2	-
			8	-	-	9	-	-	-	-	-	-	-	-	17	-

**Table 93: ARISF Sport - Surfing**

Testing Authority (TA)	TA Category	ADAMS Code	Urine						Blood						Total Samples	% AAF
			IC			OOC			IC			OOC				
			Samples	ATF	AAF	Samples	ATF	AAF	Samples	ATF	AAF	Samples	ATF	AAF		
International Surfing Association	ARISF	ISA	-	-	-	35	-	-	-	-	-	-	-	-	35	-
Lembaga Anti-Doping Indonesia	NADO	LADI	-	-	-	12	-	-	-	-	-	-	-	-	12	-
German National Anti-Doping Agency	NADO	NADA	-	-	-	9	-	-	-	-	-	1	-	-	10	-
Mexican National Anti-Doping Committee	NADO	MEX-NADO	-	-	-	10	-	-	-	-	-	-	-	-	10	-
US Anti-Doping Agency	NADO	USADA	-	-	-	9	-	-	-	-	-	-	-	-	9	-
Japan Anti-Doping Agency	NADO	JADA	6	-	-	3	-	-	-	-	-	-	-	-	9	-
Chilean National Anti-Doping Commission	NADO	CHI-NADO	8	-	-	-	-	-	-	-	-	-	-	-	8	-
Hungarian Anti-Doping Agency	NADO	HUNADO	-	-	-	5	-	-	-	-	-	1	-	-	6	-
Drug Free Sport New Zealand	NADO	DFSNZ	4	-	-	-	-	-	-	-	-	-	-	-	4	-
Italian National Anti-Doping Agency	NADO	NADO ITALIA	4	-	-	-	-	-	-	-	-	-	-	-	4	-
French Anti-Doping Agency	NADO	AFLD-NADO	-	-	-	3	-	-	-	-	-	-	-	-	3	-
Anti-Doping Agency of Panama	NADO	PAN-NADO	-	-	-	2	-	-	-	-	-	-	-	-	2	-
Israeli NADO	NADO	ISR-NADO	-	-	-	1	-	-	-	-	-	-	-	-	1	-
Peru National Anti-Doping Commission	NADO	CONAD PERU	-	-	-	1	-	-	-	-	-	-	-	-	1	-
Sport Integrity Australia	NADO	SIA	-	-	-	1	-	-	-	-	-	-	-	-	1	-
			22	-	-	91	-	-	-	-	-	2	-	-	115	-

**2020 Anti-Doping Testing Figures**  
**Samples Analyzed and Reported by Accredited Laboratories in ADAMS**

**Table 94: ARISF Sport - Tug of War**

Testing Authority (TA)	TA Category	ADAMS Code	Urine						Blood						Total Samples	% AAF
			IC			OOC			IC			OOC				
			Samples	ATF	AAF	Samples	ATF	AAF	Samples	ATF	AAF	Samples	ATF	AAF		
Anti-Doping Commission, Chinese Taipei Olympic Committee	NADO	CTADA	12	-	-	-	-	-	2	-	-	-	-	-	14	-
German National Anti-Doping Agency	NADO	NADA	5	-	-	8	-	-	-	-	-	-	-	-	13	-
Tug of War International Federation	ARISF	TWIF	11	-	1	-	-	-	-	-	-	-	-	-	11	9%
Anti-Doping Agency of Serbia	NADO	ADAS	2	-	-	-	-	-	-	-	-	-	-	-	2	-
			<b>30</b>	<b>-</b>	<b>1</b>	<b>8</b>	<b>-</b>	<b>-</b>	<b>2</b>	<b>-</b>	<b>-</b>	<b>-</b>	<b>-</b>	<b>-</b>	<b>40</b>	

**Table 95: ARISF Sport - Underwater Sports**

Testing Authority (TA)	TA Category	ADAMS Code	Urine						Blood						Total Samples	% AAF
			IC			OOC			IC			OOC				
			Samples	ATF	AAF	Samples	ATF	AAF	Samples	ATF	AAF	Samples	ATF	AAF		
World Underwater Federation	ARISF	CMAS	21	-	3	18	-	-	1	-	-	-	-	-	40	7.5%
China Anti-Doping Agency	NADO	CHINADA	20	-	-	3	-	-	-	-	-	-	-	-	23	-
Anti-Doping Commission, Chinese Taipei Olympic Committee	NADO	CTADA	14	-	-	-	-	-	1	-	-	-	-	-	15	-
Italian National Anti-Doping Agency	NADO	NADO ITALIA	10	-	-	2	-	-	1	-	-	1	-	-	14	-
French Anti-Doping Agency	NADO	AFLD-NADO	-	-	-	13	-	-	-	-	-	-	-	-	13	-
National Anti-doping Center of Ukraine	NADO	NADC Ukraine	8	-	-	2	-	-	-	-	-	-	-	-	10	-
German National Anti-Doping Agency	NADO	NADA	-	-	-	9	-	-	-	-	-	-	-	-	9	-
United Arab Emirates National Anti-doping Committee	NADO	UAE-NADO	7	-	5	-	-	-	-	-	-	-	-	-	7	71%
Croatian Institute of Public Health	NADO	CIPH	6	-	-	-	-	-	-	-	-	-	-	-	6	-
Finnish Center for Integrity in Sports	NADO	FINCIS	6	-	-	-	-	-	-	-	-	-	-	-	6	-
Anti-Doping Denmark	NADO	ADD	3	-	-	-	-	-	-	-	-	-	-	-	3	-
Korea Anti-Doping Agency	NADO	KADA	-	-	-	2	-	-	-	-	-	-	-	-	2	-
Hungarian Anti-Doping Agency	NADO	HUNADO	-	-	-	1	-	-	-	-	-	-	-	-	1	-
Colombian NADO	NADO	COL-NADO	-	-	-	1	-	-	-	-	-	-	-	-	1	-
HADA - Hellenic Antidoping Agency	NADO	EOKAN	-	-	-	1	-	-	-	-	-	-	-	-	1	-
			<b>95</b>	<b>-</b>	<b>8</b>	<b>52</b>	<b>-</b>	<b>-</b>	<b>3</b>	<b>-</b>	<b>-</b>	<b>1</b>	<b>-</b>	<b>-</b>	<b>151</b>	

**Table 96: ARISF Sport - Water Skiing**

Testing Authority (TA)	TA Category	ADAMS Code	Urine						Blood						Total Samples	% AAF
			IC			OOC			IC			OOC				
			Samples	ATF	AAF	Samples	ATF	AAF	Samples	ATF	AAF	Samples	ATF	AAF		
German National Anti-Doping Agency	NADO	NADA	12	-	-	16	-	-	2	-	-	2	-	-	32	-
International Waterski & Wakeboard Federation	ARISF	IWWF	-	-	-	15	-	-	-	-	-	-	-	-	15	-
Czech Anti-Doping Committee	NADO	CADC	7	-	-	-	-	-	-	-	-	-	-	-	7	-
Israeli NADO	NADO	ISR-NADO	3	-	-	1	-	-	-	-	-	-	-	-	4	-
Anti-Doping Agency of Serbia	NADO	ADAS	2	-	-	-	-	-	-	-	-	-	-	-	2	-
Spain National Anti-Doping Agency	NADO	ESP-NADO	-	-	-	2	-	-	-	-	-	-	-	-	2	-
			<b>24</b>	<b>-</b>	<b>-</b>	<b>34</b>	<b>-</b>	<b>-</b>	<b>2</b>	<b>-</b>	<b>-</b>	<b>2</b>	<b>-</b>	<b>-</b>	<b>62</b>	

**Table 97: ARISF Sport - Wushu**

Testing Authority (TA)	TA Category	ADAMS Code	Urine						Blood						Total Samples	% AAF
			IC			OOC			IC			OOC				
			Samples	ATF	AAF	Samples	ATF	AAF	Samples	ATF	AAF	Samples	ATF	AAF		
China Anti-Doping Agency	NADO	CHINADA	-	-	-	73	-	-	-	-	-	-	-	-	73	-
National Anti Doping Agency -India	NADO	IND-NADO	3	-	1	-	-	-	-	-	-	-	-	-	3	33%
Anti-Doping Agency of Malaysia	NADO	ADAMAS	-	-	-	3	-	-	-	-	-	-	-	-	3	-
Hong Kong Anti-Doping Committee	NADO	HKG-ADC	-	-	-	2	-	-	-	-	-	-	-	-	2	-
Anti-Doping Commission, Chinese Taipei Olympic Committee	NADO	CTADA	2	-	-	-	-	-	-	-	-	-	-	-	2	-
Central Asia RADO	RADO	RADCA-RADC	-	-	-	1	-	-	-	-	-	-	-	-	1	-
			<b>5</b>	<b>-</b>	<b>1</b>	<b>79</b>	<b>-</b>	<b>-</b>	<b>-</b>	<b>-</b>	<b>-</b>	<b>-</b>	<b>-</b>	<b>-</b>	<b>84</b>	

**2020 Anti-Doping Testing Figures**  
Samples Analyzed and Reported by Accredited Laboratories in ADAMS

Table 98: AIMS Sport - Aikido

Testing Authority (TA)	TA Category	ADAMS Code	Urine						Blood						Total Samples	% AAF
			IC		AAF		OOC		IC		AAF		OOC			
			Samples	ATF	AAF	Samples	ATF	AAF	Samples	ATF	AAF	Samples	ATF	AAF		
Anti-Doping Agency of Serbia	NADO	ADAS	2	-	-	-	-	-	-	-	-	-	-	-	2	-
			2	-	-	-	-	-	-	-	-	-	-	-	2	-

Table 99: AIMS Sport - Arm Wrestling

Testing Authority (TA)	TA Category	ADAMS Code	Urine						Blood						Total Samples	% AAF
			IC		AAF		OOC		IC		AAF		OOC			
			Samples	ATF	AAF	Samples	ATF	AAF	Samples	ATF	AAF	Samples	ATF	AAF		
Egyptian National Anti-doping Organization	NADO	EGY-NADO	-	-	-	20	-	2	-	-	-	-	-	-	20	10%
Anti-Doping Bureau of Latvia	NADO	LAT-NADO	4	-	-	5	-	-	-	-	-	-	-	-	9	-
Finnish Center for Integrity in Sports	NADO	FINCIS	4	-	-	4	-	-	-	-	-	-	-	-	8	-
Anti-Doping Norway	NADO	ADNO	7	-	-	-	-	-	-	-	-	-	-	-	7	-
Croatian Institute of Public Health	NADO	CIPH	3	-	-	-	-	-	-	-	-	-	-	-	3	-
			18	0	0	29	0	2	0	0	0	0	0	0	47	

Table 100: AIMS Sport - Bodybuilding

Testing Authority (TA)	TA Category	ADAMS Code	Urine						Blood						Total Samples	% AAF
			IC		AAF		OOC		IC		AAF		OOC			
			Samples	ATF	AAF	Samples	ATF	AAF	Samples	ATF	AAF	Samples	ATF	AAF		
Finnish Center for Integrity in Sports	NADO	FINCIS	25	1	1	51	1	1	-	-	-	3	-	-	79	3%
NADO Flanders	NADO	NADOF	6	-	1	35	-	8	-	-	-	-	-	-	41	22%
Korea Anti-Doping Agency	NADO	KADA	19	-	2	5	-	-	8	-	-	3	-	-	35	6%
China Anti-Doping Agency	NADO	CHINADA	24	-	4	-	-	-	-	-	-	-	-	-	24	17%
Romanian National Anti-Doping Agency	NADO	NAD-Romani	20	-	7	3	-	-	-	-	-	-	-	-	23	30%
Japan Anti-Doping Agency	NADO	JADA	-	-	-	22	-	-	-	-	-	1	-	-	23	-
International Federation of Bodybuilding and Fitness	AIMS	IFBB	11	-	4	-	-	-	5	-	-	-	-	-	16	25%
Turkish Anti Doping Commission	NADO	TADC	16	-	10	-	-	-	-	-	-	-	-	-	16	63%
Costa Rica NADO	NADO	CRC-NADO	7	1	6	4	-	1	-	-	-	-	-	-	11	64%
Jamaica Anti-Doping Commission	NADO	JADCO	-	-	-	10	-	1	-	-	-	1	-	-	11	9%
Estonian Anti-Doping Agency	NADO	EADA	4	-	-	5	-	1	-	-	-	-	-	-	9	11%
National Anti-doping Center of Ukraine	NADO	NADC Ukraine	5	-	1	2	-	-	-	-	-	-	-	-	7	14%
Anti-Doping Paraguay	NADO	PAR-NADO	7	-	4	-	-	-	-	-	-	-	-	-	7	57%
Anti-Doping Commission, Chinese Taipei Olympic Committee	NADO	CTADA	6	-	1	-	-	-	-	-	-	-	-	-	6	17%
Jordan Anti-doping Organization	NADO	JADO	6	-	4	-	-	-	-	-	-	-	-	-	6	67%
Anti-Doping Agency of Kenya	NADO	ADAK	5	-	-	-	-	-	-	-	-	-	-	-	5	-
Bulgarian Anti-doping Center	NADO	BUL-NADO	4	-	4	-	-	-	-	-	-	-	-	-	4	100%
Anti-Doping Bureau of Latvia	NADO	LAT-NADO	4	-	1	-	-	-	-	-	-	-	-	-	4	25%
Egyptian National Anti-doping Organization	NADO	EGY-NADO	-	-	-	3	-	-	-	-	-	-	-	-	3	-
Hungarian Anti-Doping Agency	NADO	HUNADO	3	-	-	-	-	-	-	-	-	-	-	-	3	-
Croatian Institute of Public Health	NADO	CIPH	3	-	2	-	-	-	-	-	-	-	-	-	3	67%
Anti-Doping Agency of Serbia	NADO	ADAS	2	-	1	-	-	-	-	-	-	-	-	-	2	50%
South American RADO	RADO	RADO-SAM	-	-	-	1	-	1	-	-	-	-	-	-	1	100%
Doping Control Agency of Thailand	NADO	DCAT	1	-	-	-	-	-	-	-	-	-	-	-	1	-
Russian National Anti-Doping Organization	NADO	RUSADA	-	-	-	1	-	-	-	-	-	-	-	-	1	-
Czech Anti-Doping Committee	NADO	CADC	1	1	-	-	-	-	-	-	-	-	-	-	1	-
Caribbean RADO	RADO	CAR-RADO	-	-	-	1	-	-	-	-	-	-	-	-	1	-
Hong Kong Anti-Doping Committee	NADO	HKG-ADC	-	-	-	1	-	-	-	-	-	-	-	-	1	-
			179	3	53	144	1	13	13	-	-	8	-	-	344	

Table 101: AIMS Sport - Casting

Testing Authority (TA)	TA Category	ADAMS Code	Urine						Blood						Total Samples	% AAF
			IC		AAF		OOC		IC		AAF		OOC			
			Samples	ATF	AAF	Samples	ATF	AAF	Samples	ATF	AAF	Samples	ATF	AAF		
none	-	-	-	-	-	-	-	-	-	-	-	-	-	-	0	n/a
			-	-	-	-	-	-	-	-	-	-	-	-	0	

Table 102: AIMS Sport - Darts

Testing Authority (TA)	TA Category	ADAMS Code	Urine						Blood						Total Samples	% AAF
			IC		AAF		OOC		IC		AAF		OOC			
			Samples	ATF	AAF	Samples	ATF	AAF	Samples	ATF	AAF	Samples	ATF	AAF		
Doping Authority Netherlands	NADO	DAN	-	-	-	1	-	-	-	-	-	-	-	-	1	-
			-	-	-	1	-	-	-	-	-	-	-	-	1	

Table 103: AIMS Sport - Dragon Boat

Testing Authority (TA)	TA Category	ADAMS Code	Urine						Blood						Total Samples	% AAF
			IC		AAF		OOC		IC		AAF		OOC			
			Samples	ATF	AAF	Samples	ATF	AAF	Samples	ATF	AAF	Samples	ATF	AAF		
Doping Control Agency of Thailand	NADO	DCAT	-	-	-	18	-	-	-	-	-	-	-	-	18	-
International Dragon Boat Federation	AIMS	IDBF	-	-	-	5	-	-	-	-	-	1	-	-	6	-
Lembaga Anti-Doping Indonesia	NADO	LADI	-	-	-	2	-	-	-	-	-	-	-	-	2	-
			-	-	-	25	-	-	-	-	-	1	-	-	26	

Table 104: AIMS Sport - Draughts

Testing Authority (TA)	TA Category	ADAMS Code	Urine						Blood						Total Samples	% AAF
			IC		AAF		OOC		IC		AAF		OOC			
			Samples	ATF	AAF	Samples	ATF	AAF	Samples	ATF	AAF	Samples	ATF	AAF		
none	-	-	-	-	-	-	-	-	-	-	-	-	-	-	0	n/a
			-	-	-	-	-	-	-	-	-	-	-	-	0	

**2020 Anti-Doping Testing Figures**  
**Samples Analyzed and Reported by Accredited Laboratories in ADAMS**

**Table 105: AIMS Sport - Fistball**

Testing Authority (TA)	TA Category	ADAMS Code	Urine						Blood						Total Samples	% AAF
			IC			OOC			IC			OOC				
			Samples	ATF	AAF	Samples	ATF	AAF	Samples	ATF	AAF	Samples	ATF	AAF		
International Fistball Association	AIMS	IFA	-	-	-	4	-	-	-	-	-	1	-	-	5	-
National Anti-Doping Agency Austria GmbH	NADO	NADA Austria	-	-	-	4	-	-	-	-	-	-	-	-	4	-
			-	-	-	8	-	-	-	-	-	1	-	-	9	-

**Table 106: AIMS Sport - Go**

Testing Authority (TA)	TA Category	ADAMS Code	Urine						Blood						Total Samples	% AAF
			IC			OOC			IC			OOC				
			Samples	ATF	AAF	Samples	ATF	AAF	Samples	ATF	AAF	Samples	ATF	AAF		
Anti-Doping Agency of Serbia	NADO	ADAS	2	-	-	-	-	-	-	-	-	-	-	-	2	-
			2	-	-	-	-	-	-	-	-	-	-	-	2	-

**Table 107: AIMS Sport - Ju-Jitsu**

Testing Authority (TA)	TA Category	ADAMS Code	Urine						Blood						Total Samples	% AAF
			IC			OOC			IC			OOC				
			Samples	ATF	AAF	Samples	ATF	AAF	Samples	ATF	AAF	Samples	ATF	AAF		
Ju-Jitsu International Federation	AIMS	JJIF	-	-	-	29	-	-	-	-	-	2	-	-	31	-
United Arab Emirates National Anti-doping Committee	NADO	UAE-NADO	12	-	-	19	-	-	-	-	-	-	-	-	31	-
German National Anti-Doping Agency	NADO	NADA	-	-	-	22	-	-	-	-	-	-	-	-	22	-
Anti-Doping Commission, Chinese Taipei Olympic Committee	NADO	CTADA	12	-	-	-	-	-	-	-	-	-	-	-	12	-
Antidoping Switzerland	NADO	ADCH	-	-	-	9	-	-	-	-	-	-	-	-	9	-
French Anti-Doping Agency	NADO	AFLD-NADO	6	-	-	-	-	-	-	-	-	-	-	-	6	-
Israeli NADO	NADO	ISR-NADO	-	-	-	5	-	-	-	-	-	-	-	-	5	-
Anti-Doping Sweden	NADO	ADSE	1	-	-	4	-	-	-	-	-	-	-	-	5	-
National Anti-Doping agency of Uzbekistan	NADO	UZNADA	-	-	-	1	-	-	-	-	-	-	-	-	1	-
Romanian National Anti-Doping Agency	NADO	NAD-Romania	1	-	-	-	-	-	-	-	-	-	-	-	1	-
			32	-	-	89	-	-	-	-	-	2	-	-	123	-

**Table 108: AIMS Sport - Kendo**

Testing Authority (TA)	TA Category	ADAMS Code	Urine						Blood						Total Samples	% AAF
			IC			OOC			IC			OOC				
			Samples	ATF	AAF	Samples	ATF	AAF	Samples	ATF	AAF	Samples	ATF	AAF		
International Kendo Federation	AIMS	FIK	-	-	-	4	-	-	-	-	-	-	-	-	4	-
Anti-Doping Agency of Serbia	NADO	ADAS	2	-	-	-	-	-	-	-	-	-	-	-	2	-
			2	-	-	4	-	-	-	-	-	-	-	-	6	-

**Table 109: AIMS Sport - Lacrosse**

Testing Authority (TA)	TA Category	ADAMS Code	Urine						Blood						Total Samples	% AAF
			IC			OOC			IC			OOC				
			Samples	ATF	AAF	Samples	ATF	AAF	Samples	ATF	AAF	Samples	ATF	AAF		
Czech Anti-Doping Committee	NADO	CADC	4	-	-	-	-	-	-	-	-	-	-	-	4	-
World Lacrosse	ARISF	WL	-	-	-	3	-	-	-	-	-	-	-	-	3	-
			4	-	-	3	-	-	-	-	-	-	-	-	7	-

**Table 110: AIMS Sport - Minigolf**

Testing Authority (TA)	TA Category	ADAMS Code	Urine						Blood						Total Samples	% AAF
			IC			OOC			IC			OOC				
			Samples	ATF	AAF	Samples	ATF	AAF	Samples	ATF	AAF	Samples	ATF	AAF		
World Minigolf Sport Federation	AIMS	WMF	-	-	-	8	-	-	-	-	-	-	-	-	8	-
			-	-	-	8	-	-	-	-	-	-	-	-	8	-



**2020 Anti-Doping Testing Figures**  
Samples Analyzed and Reported by Accredited Laboratories in ADAMS

**Table 111: AIMS Sport - Powerlifting**

Testing Authority (TA)	TA Category	ADAMS Code	Urine						Blood						Total Samples	% AAF
			IC			OOC			IC			OOC				
			Samples	ATF	AAF	Samples	ATF	AAF	Samples	ATF	AAF	Samples	ATF	AAF		
USA Powerlifting	Other	JSA-USAPL (R)	33	-	1	203	-	7	-	-	-	-	-	-	236	3%
International Powerlifting Federation	AIMS	IPF	109	-	5	98	-	3	-	-	-	26	-	-	233	3%
National Anti-doping Center of Ukraine	NADO	NADC Ukraine	47	2	7	131	1	2	-	-	-	22	-	-	200	5%
German National Anti-Doping Agency	NADO	NADA	41	-	2	70	-	-	6	-	-	22	-	-	139	1%
Finnish Center for Integrity in Sports	NADO	FINCIS	34	-	-	71	-	-	4	-	-	2	-	-	111	-
Anti-Doping Denmark	NADO	ADD	7	-	-	61	-	1	-	-	-	25	-	-	93	1%
Russian National Anti-Doping Organization	NADO	RUSADA	54	-	11	31	-	-	-	-	-	-	-	-	85	13%
Anti-Doping Sweden	NADO	ADSE	25	-	1	55	-	1	-	-	-	4	-	-	84	2%
Anti-Doping Norway	NADO	ADNO	37	-	-	22	-	-	-	-	-	12	-	-	71	-
Canadian Centre for Ethics in Sport	NADO	CCES	21	-	1	19	-	-	7	-	-	7	1	-	54	2%
French Anti-Doping Agency	NADO	AFLD-NADO	23	-	1	22	-	-	-	-	-	2	-	-	47	2%
Anti-Doping Commission, Chinese Taipei Olympic Committee	NADO	CTADA	28	-	-	3	-	-	11	-	-	-	-	-	42	-
French Community of Belgium NADO	NADO	BEL-CFWB	20	-	2	9	-	-	4	-	-	3	-	-	36	6%
Egyptian National Anti-doping Organization	NADO	EGY-NADO	-	-	-	30	-	4	-	-	-	-	-	-	30	13%
National Anti-Doping Agency Austria GmbH	NADO	NADA Austria	17	-	-	7	-	-	-	-	-	1	-	-	25	-
NADO Flanders	NADO	NADOF	6	-	1	15	-	-	-	-	-	-	-	-	21	5%
Sport Integrity Australia	NADO	SIA	20	-	3	-	-	-	-	-	-	-	-	-	20	15%
Romanian National Anti-Doping Agency	NADO	NAD-Romania	10	1	-	1	-	-	6	-	-	-	-	-	17	-
Drug Free Sport New Zealand	NADO	DFSNZ	14	-	1	3	-	-	-	-	-	-	-	-	17	6%
Kazakhstan National Anti-Doping Centre	NADO	KAZ-NADO	-	-	-	16	-	1	-	-	-	-	-	-	16	6%
Bulgarian Anti-doping Center	NADO	BUL-NADO	11	-	2	-	-	-	3	-	-	-	-	-	14	14%
National Anti Doping Agency -India	NADO	IND-NADO	14	-	7	-	-	-	-	-	-	-	-	-	14	50%
Mexican National Anti-Doping Committee	NADO	MEX-NADO	11	1	3	2	-	-	-	-	-	-	-	-	13	23%
Anti-Doping Bureau of Latvia	NADO	LAT-NADO	3	-	-	6	-	-	-	-	-	4	-	-	13	-
Hungarian Anti-Doping Agency	NADO	HUNADO	11	-	2	2	-	-	-	-	-	-	-	-	13	15%
Czech Anti-Doping Committee	NADO	CADC	12	-	-	-	-	-	-	-	-	-	-	-	12	-
Braslian Authority on Anti-Doping Control	NADO	ABCD	12	-	1	-	-	-	-	-	-	-	-	-	12	8%
Doping Authority Netherlands	NADO	DAN	12	-	1	-	-	-	-	-	-	-	-	-	12	8%
Japan Anti-Doping Agency	NADO	JADA	11	-	-	-	-	-	-	-	-	-	-	-	11	-
Italian National Anti-Doping Agency	NADO	NADO ITALIA	6	-	1	-	-	-	3	-	-	-	-	-	9	11%
Polish Anti-Doping Agency	NADO	POLADA	8	-	-	-	-	-	-	-	-	-	-	-	8	-
South African Institute for Drug-Free Sport	NADO	SAIDS	7	-	1	-	-	-	-	-	-	-	-	-	7	14%
Belarus National Anti-Doping Agency	NADO	BNADA	6	-	1	1	-	-	-	-	-	-	-	-	7	14%
Estonian Anti-Doping Agency	NADO	EADA	6	-	-	-	-	-	-	-	-	-	-	-	6	-
Italian Powerlifting Federation	Other	ITA-PL (R)	6	-	-	-	-	-	-	-	-	-	-	-	6	-
Mongolian National Anti-Doping Organization	NADO	MGL-NADO	5	-	-	-	-	-	-	-	-	-	-	-	5	-
Costa Rica NADO	NADO	CRC-NADO	-	-	-	4	-	-	-	-	-	-	-	-	4	-
Lithuanian Anti-Doping Agency	NADO	LTU-NADO	4	-	1	-	-	-	-	-	-	-	-	-	4	25%
Spanish Powerlifting Association	Other	SPA-PL (R)	3	-	1	-	-	-	-	-	-	-	-	-	3	33%
China Anti-Doping Agency	NADO	CHINADA	3	-	-	-	-	-	-	-	-	-	-	-	3	-
Hong Kong Anti-Doping Committee	NADO	HKG-ADC	1	-	-	2	-	-	-	-	-	-	-	-	3	-
Sri Lanka Anti Doping Agency	NADO	SRI-NADO	3	-	-	-	-	-	-	-	-	-	-	-	3	-
Central American RADO	RADO	RADO-CAM	-	-	-	3	-	-	-	-	-	-	-	-	3	-
United Arab Emirates National Anti-doping Committee	NADO	UAE-NADO	-	-	-	2	-	2	-	-	-	-	-	-	2	100%
National Anti-Doping agency of Uzbekistan	NADO	UZNADA	-	-	-	2	-	-	-	-	-	-	-	-	2	-
Croatian Institute of Public Health	NADO	CIPH	2	-	-	-	-	-	-	-	-	-	-	-	2	-
Doping Control Agency of Thailand	NADO	DCAT	2	-	-	-	-	-	-	-	-	-	-	-	2	-
I.R Iran National Anti-Doping Organization	NADO	IRI-NADO	2	-	-	-	-	-	-	-	-	-	-	-	2	-
Anti-Doping Agency of Panama	NADO	PAN-NADO	-	-	-	2	-	-	-	-	-	-	-	-	2	-
Common Community Commission (Brussels)	NADO	COCOM	-	-	-	1	-	-	-	-	-	-	-	-	1	-
			<b>707</b>	<b>4</b>	<b>57</b>	<b>894</b>	<b>1</b>	<b>21</b>	<b>44</b>	<b>-</b>	<b>-</b>	<b>130</b>	<b>1</b>	<b>-</b>	<b>1775</b>	

**Table 112: ARISF Sport - Sambo**

Testing Authority (TA)	TA Category	ADAMS Code	Urine						Blood						Total Samples	% AAF
			IC			OOC			IC			OOC				
			Samples	ATF	AAF	Samples	ATF	AAF	Samples	ATF	AAF	Samples	ATF	AAF		
International Sambo Federation	ARISF	FIAS	55	-	2	23	-	-	14	-	-	-	-	-	92	2.2%
Russian National Anti-Doping Organization	NADO	RUSADA	53	-	3	22	-	-	-	-	-	-	-	-	75	4%
Azerbaijan National Anti-Doping Agency	NADO	AMADA	9	-	-	10	-	-	-	-	-	2	-	-	21	-
Belarus National Anti-Doping Agency	NADO	BNADA	8	1	-	13	-	-	-	-	-	-	-	-	21	-
Bulgarian Anti-doping Center	NADO	BUL-NADO	8	-	-	5	-	-	-	-	-	-	-	-	13	-
Romanian National Anti-Doping Agency	NADO	NAD-Romania	6	-	-	-	-	-	-	-	-	-	-	-	6	-
National Anti-doping Center of Ukraine	NADO	NADC Ukraine	-	-	-	6	-	-	-	-	-	-	-	-	6	-
Israeli NADO	NADO	ISR-NADO	-	-	-	4	-	-	-	-	-	-	-	-	4	-
Georgian Anti-Doping Agency	NADO	GEO-NADO	-	-	-	4	-	-	-	-	-	-	-	-	4	-
Central Asia RADO	RADO	EADOCA-RADO	-	-	-	2	-	-	-	-	-	-	-	-	2	-
Anti-Doping Agency of Serbia	NADO	ADAS	2	-	-	-	-	-	-	-	-	-	-	-	2	-
Kazakhstan National Anti-Doping Centre	NADO	KAZ-NADO	-	-	-	1	1	-	-	-	-	-	-	-	1	-
Anti-Doping Bureau of Latvia	NADO	LAT-NADO	-	-	-	1	-	-	-	-	-	-	-	-	1	-
Eastern Europe RADO	RADO	E-EUR-RADO	-	-	-	1	-	-	-	-	-	-	-	-	1	-
			<b>141</b>	<b>1</b>	<b>5</b>	<b>92</b>	<b>1</b>	<b>-</b>	<b>14</b>	<b>-</b>	<b>-</b>	<b>2</b>	<b>-</b>	<b>-</b>	<b>249</b>	

**2020 Anti-Doping Testing Figures**  
*Samples Analyzed and Reported by Accredited Laboratories in ADAMS*

Table 113: AIMS Sport - Savate

Testing Authority (TA)	TA Category	ADAMS Code	Urine						Blood						Total Samples	% AAF
			IC			OOC			IC			OOC				
			Samples	ATF	AAF	Samples	ATF	AAF	Samples	ATF	AAF	Samples	ATF	AAF		
French Anti-Doping Agency	NADO	AFLD-NADO	11	-	-	1	-	-	-	-	-	-	-	-	12	-
International Savate Federation	AIMS	FIS-Savate	-	-	-	8	-	-	-	-	-	-	-	-	8	-
Anti-Doping Agency of Serbia	NADO	ADAS	2	-	-	-	-	-	-	-	-	-	-	-	2	-
			<b>13</b>	<b>-</b>	<b>-</b>	<b>9</b>	<b>-</b>	<b>-</b>	<b>-</b>	<b>-</b>	<b>-</b>	<b>-</b>	<b>-</b>	<b>22</b>		

Table 114: AIMS Sport - Sepaktakraw

Testing Authority (TA)	TA Category	ADAMS Code	Urine						Blood						Total Samples	% AAF
			IC			OOC			IC			OOC				
			Samples	ATF	AAF	Samples	ATF	AAF	Samples	ATF	AAF	Samples	ATF	AAF		
Doping Control Agency of Thailand	NADO	DCAT	-	-	-	13	-	-	-	-	-	-	-	-	13	-
Anti-Doping Agency of Malaysia	NADO	ADAMAS	-	-	-	4	-	-	-	-	-	-	-	-	4	-
South East Asia RADO	RADO	SE-ASIA-RADO	-	-	-	2	-	-	-	-	-	-	-	-	2	-
			<b>-</b>	<b>-</b>	<b>-</b>	<b>19</b>	<b>-</b>	<b>-</b>	<b>-</b>	<b>-</b>	<b>-</b>	<b>-</b>	<b>-</b>	<b>-</b>	<b>19</b>	

Table 115: AIMS Sport - Sleddog

Testing Authority (TA)	TA Category	ADAMS Code	Urine						Blood						Total Samples	% AAF
			IC			OOC			IC			OOC				
			Samples	ATF	AAF	Samples	ATF	AAF	Samples	ATF	AAF	Samples	ATF	AAF		
International Federation of Sleddog Sports	AIMS	IFSS	6	-	-	-	-	-	-	-	-	-	-	-	6	-
			<b>6</b>	<b>-</b>	<b>-</b>	<b>-</b>	<b>-</b>	<b>-</b>	<b>-</b>	<b>-</b>	<b>-</b>	<b>-</b>	<b>-</b>	<b>6</b>		

Table 116: AIMS Sport - Soft Tennis

Testing Authority (TA)	TA Category	ADAMS Code	Urine						Blood						Total Samples	% AAF
			IC			OOC			IC			OOC				
			Samples	ATF	AAF	Samples	ATF	AAF	Samples	ATF	AAF	Samples	ATF	AAF		
Korea Anti-Doping Agency	NADO	KADA	6	-	-	-	-	-	-	-	-	-	-	-	6	-
Japan Anti-Doping Agency	NADO	JADA	6	-	-	-	-	-	-	-	-	-	-	-	6	-
Anti-Doping Commission, Chinese Taipei Olympic Committee	NADO	CTADA	5	-	-	-	-	-	-	-	-	-	-	-	5	-
			<b>17</b>	<b>-</b>	<b>-</b>	<b>-</b>	<b>-</b>	<b>-</b>	<b>-</b>	<b>-</b>	<b>-</b>	<b>-</b>	<b>-</b>	<b>17</b>		

Table 117: AIMS Sport - Sport Fishing

Testing Authority (TA)	TA Category	ADAMS Code	Urine						Blood						Total Samples	% AAF
			IC			OOC			IC			OOC				
			Samples	ATF	AAF	Samples	ATF	AAF	Samples	ATF	AAF	Samples	ATF	AAF		
Romanian National Anti-Doping Agency	NADO	NAD-Romania	2	-	-	-	-	-	-	-	-	-	-	-	2	-
Anti-Doping Agency of Serbia	NADO	ADAS	2	-	-	-	-	-	-	-	-	-	-	-	2	-
			<b>4</b>	<b>-</b>	<b>-</b>	<b>-</b>	<b>-</b>	<b>-</b>	<b>-</b>	<b>-</b>	<b>-</b>	<b>-</b>	<b>-</b>	<b>4</b>		

**2020 Anti-Doping Testing Figures**  
**Samples Analyzed and Reported by Accredited Laboratories in ADAMS**

Table 118: IPC Sport - Para-Swimming and Aquatics

Testing Authority (TA)	TA Category	ADAMS Code	Urine						Blood						Total Samples	% AAF
			IC			OOC			IC			OOC				
			Samples	ATF	AAF	Samples	ATF	AAF	Samples	ATF	AAF	Samples	ATF	AAF		
Russian National Anti-Doping Organization	NADO	RUSADA	24	-	-	139	-	-	-	-	-	-	-	-	163	-
International Paralympic Committee	OTHER-CS	IPC	12	-	-	77	-	-	4	-	-	-	-	-	93	-
US Anti-Doping Agency	NADO	USADA	1	-	-	76	-	-	-	-	-	-	-	-	77	-
Doping Authority Netherlands	NADO	DAN	4	-	1	29	-	-	1	-	-	-	-	-	34	3%
UK Anti-Doping	NADO	UKAD	-	-	-	29	-	1	-	-	-	1	-	-	30	3%
Kazakhstan National Anti-Doping Centre	NADO	KAZ-NADO	-	-	-	28	-	-	-	-	-	-	-	-	28	-
Italian National Anti-Doping Agency	NADO	NADO ITALIA	-	-	-	27	-	-	-	-	-	-	-	-	27	-
National Anti-doping Center of Ukraine	NADO	NADC Ukraine	-	-	-	22	-	-	-	-	-	-	-	-	22	-
German National Anti-Doping Agency	NADO	NADA	10	-	-	11	-	-	-	-	-	-	-	-	21	-
Canadian Centre for Ethics in Sport	NADO	CCES	-	-	-	19	-	-	-	-	-	-	-	-	19	-
Sport Ireland	NADO	SI	-	-	-	16	-	-	-	-	-	2	-	-	18	-
Colombian NADO	NADO	COL-NADO	-	-	-	13	-	-	-	-	-	4	-	-	17	-
Anti-Doping Sweden	NADO	ADSE	-	-	-	16	-	-	-	-	-	-	-	-	16	-
China Anti-Doping Agency	NADO	CHINADA	-	-	-	13	-	-	-	-	-	2	-	-	15	-
HADA - Hellenic Antidoping Agency	NADO	EOKAN	12	-	-	3	-	-	-	-	-	-	-	-	15	-
Brasillian Authority on Anti-Doping Control	NADO	ABCD	-	-	-	12	-	1	-	-	-	-	-	-	12	8%
Belarus National Anti-Doping Agency	NADO	BNADA	-	-	-	9	-	-	-	-	-	1	-	-	10	-
Antidoping Switzerland	NADO	ADCH	4	-	-	3	-	-	-	-	-	-	-	-	7	-
Doping Control Agency of Thailand	NADO	DCAT	-	-	-	7	-	-	-	-	-	-	-	-	7	-
Japan Anti-Doping Agency	NADO	JADA	3	-	-	4	-	-	-	-	-	-	-	-	7	-
Spain National Anti-Doping Agency	NADO	ESP-NADO	5	-	-	1	-	-	-	-	-	-	-	-	6	-
Sport Integrity Australia	NADO	SIA	5	-	-	-	-	-	-	-	-	-	-	-	5	-
Anti-Doping Singapore	NADO	ADS	-	-	-	4	-	-	-	-	-	-	-	-	4	-
Polish Anti-Doping Agency	NADO	POLADA	4	-	-	-	-	-	-	-	-	-	-	-	4	-
South East Asia RADO	RADO	SE-ASIA-RADO	-	-	-	4	-	-	-	-	-	-	-	-	4	-
Drug Free Sport New Zealand	NADO	DFSNZ	-	-	-	4	-	-	-	-	-	-	-	-	4	-
Portugal Anti-Doping Agency	NADO	ADoP	4	-	-	-	-	-	-	-	-	-	-	-	4	-
Mexican National Anti-Doping Committee	NADO	MEX-NADO	4	-	-	-	-	-	-	-	-	-	-	-	4	-
National Anti-Doping Agency Austria GmbH	NADO	NADA Austria	-	-	-	4	-	-	-	-	-	-	-	-	4	-
Vietnam Anti-Doping & Sports Medicine Agency	NADO	VADA	-	-	-	3	-	-	-	-	-	-	-	-	3	-
Peru National Anti-Doping Commission	NADO	CONAD PERU	-	-	-	2	-	-	-	-	-	-	-	-	2	-
Anti-Doping Bureau of Latvia	NADO	LAT-NADO	-	-	-	1	-	-	-	-	-	1	-	-	2	-
French Anti-Doping Agency	NADO	AFLD-NADO	-	-	-	2	-	-	-	-	-	-	-	-	2	-
Anti-Doping Norway	NADO	ADNO	-	-	-	2	-	-	-	-	-	-	-	-	2	-
Estonian Anti-Doping Agency	NADO	EADA	-	-	-	2	-	-	-	-	-	-	-	-	2	-
Turkish Anti Doping Commission	NADO	TADC	-	-	-	2	-	-	-	-	-	-	-	-	2	-
Anti-Doping Denmark	NADO	ADD	-	-	-	2	-	-	-	-	-	-	-	-	2	-
Hungarian Anti-Doping Agency	NADO	HUNADO	-	-	-	2	-	-	-	-	-	-	-	-	2	-
South African Institute for Drug-Free Sport	NADO	SAIDS	-	-	-	2	-	-	-	-	-	-	-	-	2	-
Slovak Anti-Doping Agency	NADO	SADA	-	-	-	2	-	-	-	-	-	-	-	-	2	-
Korea Anti-Doping Agency	NADO	KADA	-	-	-	1	-	-	-	-	-	-	-	-	1	-
Azerbaijan National Anti-Doping Agency	NADO	AMADA	-	-	-	1	-	-	-	-	-	-	-	-	1	-
Anti-Doping Agency of Kenya	NADO	ADAK	-	-	-	1	-	-	-	-	-	-	-	-	1	-
Anti-Doping Agency of Panama	NADO	PAN-NADO	-	-	-	1	-	-	-	-	-	-	-	-	1	-
Trinidad and Tobago Olympic Committee	NADO	TTOC	-	-	-	1	-	-	-	-	-	-	-	-	1	-
National Anti Doping Agency -India	NADO	IND-NADO	-	-	-	1	-	-	-	-	-	-	-	-	1	-
			<b>92</b>	<b>-</b>	<b>1</b>	<b>598</b>	<b>-</b>	<b>2</b>	<b>5</b>	<b>-</b>	<b>-</b>	<b>11</b>	<b>-</b>	<b>-</b>	<b>706</b>	

**IPC Sport - Aquatics**

IPC Swimming Sprint 100m or less (R)

IPC Swimming Long Distance 800m and greater (R)

Testing Authority (TA)	TA Category	ADAMS Code	Urine						Blood						Total Samples	% AAF
			IC			OOC			IC			OOC				
			Samples	ATF	AAF	Samples	ATF	AAF	Samples	ATF	AAF	Samples	ATF	AAF		
National Anti-Doping agency of Uzbekistan	NADO	UZNADA	-	-	-	2	-	-	-	-	-	-	-	-	2	-
National Anti-doping Center of Ukraine	NADO	NADC Ukraine	1	-	-	-	-	-	-	-	-	-	-	-	1	-
Chilean National Anti-Doping Commission	NADO	CHI-NADO	-	-	-	1	-	-	-	-	-	-	-	-	1	-
National Anti-Doping Agency Austria GmbH	NADO	NADA Austria	-	-	-	1	-	-	-	-	-	-	-	-	1	-
			<b>1</b>	<b>-</b>	<b>-</b>	<b>4</b>	<b>-</b>	<b>-</b>	<b>-</b>	<b>-</b>	<b>-</b>	<b>-</b>	<b>-</b>	<b>-</b>	<b>5</b>	

**2020 Anti-Doping Testing Figures**  
*Samples Analyzed and Reported by Accredited Laboratories in ADAMS*

Table 119: IPC Sport - Para-Athletics and Athletics

Testing Authority (TA)	TA Category	ADAMS Code	Urine						Blood						Total Samples	% AAF
			IC			OOC			IC			OOC				
			IC Samples	ATF	AAF	OOC Samples	ATF	AAF	IC Samples	ATF	AAF	OOC Samples	ATF	AAF		
Russian National Anti-Doping Organization	NADO	RUSADA	55	-	1	184	-	-	-	-	-	-	-	-	239	0%
International Paralympic Committee	OTHER-CS	IPC	13	-	-	189	2	1	-	-	-	-	-	-	202	0%
US Anti-Doping Agency	NADO	USADA	2	-	2	178	-	4	-	-	-	3	-	-	183	3%
German National Anti-Doping Agency	NADO	NADA	36	-	-	29	-	-	-	-	-	-	-	-	65	-
UK Anti-Doping	NADO	UKAD	-	-	-	59	-	-	-	-	-	4	-	-	63	-
Doping Authority Netherlands	NADO	DAN	8	-	-	41	-	-	-	-	-	5	-	-	54	-
Braslian Authority on Anti-Doping Control	NADO	ABCD	37	-	1	11	-	-	-	-	-	-	-	-	48	2%
China Anti-Doping Agency	NADO	CHINADA	-	-	-	34	-	-	-	-	-	3	-	-	37	-
Canadian Centre for Ethics in Sport	NADO	CCES	1	-	-	25	-	-	-	-	-	7	-	-	33	-
Sport Ireland	NADO	SI	-	-	-	27	-	-	-	-	-	5	-	-	32	-
French Community of Belgium NADO	NADO	BEL-CFWB	-	-	-	22	-	-	-	-	-	5	-	-	27	-
Italian National Anti-Doping Agency	NADO	NADO ITALIA	11	-	-	14	-	1	-	-	-	1	-	-	26	4%
Japan Anti-Doping Agency	NADO	JADA	14	-	-	12	-	-	-	-	-	-	-	-	26	-
Antidoping Switzerland	NADO	ADCH	4	-	-	15	-	-	-	-	-	5	-	-	24	-
Sport Integrity Australia	NADO	SIA	2	-	-	17	-	-	-	-	-	1	-	-	20	-
Finnish Center for Integrity in Sports	NADO	FINCIS	4	-	-	15	-	-	-	-	-	-	-	-	19	-
Anti-Doping Sweden	NADO	ADSE	-	-	-	18	-	-	-	-	-	-	-	-	18	-
HADA - Hellenic Antidoping Agency	NADO	EOKAN	17	-	-	-	-	-	-	-	-	-	-	-	17	-
Colombian NADO	NADO	COL-NADO	6	-	-	9	-	-	-	-	-	1	-	-	16	-
French Anti-Doping Agency	NADO	AFLD-NADO	11	-	-	5	-	-	-	-	-	-	-	-	16	-
Doping Control Agency of Thailand	NADO	DCAT	-	-	-	15	-	-	-	-	-	-	-	-	15	-
Anti-Doping Agency of Kenya	NADO	ADAK	-	-	-	15	-	-	-	-	-	-	-	-	15	-
National Anti-doping Center of Ukraine	NADO	NADC Ukraine	-	-	-	14	-	-	-	-	-	-	-	-	14	-
Polish Anti-Doping Agency	NADO	POLADA	1	-	-	13	-	-	-	-	-	-	-	-	14	-
Morocco National Olympic Committee	NADO	CNOM	9	-	-	-	-	-	-	-	-	-	-	-	9	-
National Anti-Doping Agency Austria GmbH	NADO	NADA Austria	-	-	-	8	-	-	-	-	-	1	-	-	9	-
Cuban National Anti-Doping Agency	NADO	CUB-NADO	1	-	-	7	-	-	-	-	-	-	-	-	8	-
Qatar Antidoping Commission	NADO	QADC	-	-	-	7	-	-	-	-	-	1	-	-	8	-
Jamaica Anti-Doping Commission	NADO	JADCO	-	-	-	8	-	-	-	-	-	-	-	-	8	-
Anti-Doping Bureau of Latvia	NADO	LAT-NADO	-	-	-	6	-	-	-	-	-	2	-	-	8	-
Sri Lanka Anti Doping Agency	NADO	SRI-NADO	-	-	-	7	-	-	-	-	-	-	-	-	7	-
Anti-Doping Commission of Malta	NADO	MNADO (R)	-	-	-	7	-	-	-	-	-	-	-	-	7	-
Anti-Doping Agency of Serbia	NADO	ADAS	6	-	-	1	-	-	-	-	-	-	-	-	7	-
NADO Flanders	NADO	NADOF	-	-	-	7	-	-	-	-	-	-	-	-	7	-
Spain National Anti-Doping Agency	NADO	ESP-NADO	3	-	-	2	-	-	-	-	-	1	-	-	6	-
National Anti-Doping Agency of Tunisia	NADO	ANAD	-	-	-	4	-	-	-	-	-	2	-	-	6	-
Vietnam Anti-Doping & Sports Medicine Agency	NADO	VADA	-	-	-	6	-	-	-	-	-	-	-	-	6	-
Peru National Anti-Doping Commission	NADO	CONAD PERU	-	-	-	6	-	-	-	-	-	-	-	-	6	-
Hungarian Anti-Doping Agency	NADO	HUNADO	5	-	-	1	-	-	-	-	-	-	-	-	6	-
Kazakhstan National Anti-Doping Centre	NADO	KAZ-NADO	-	-	-	6	-	-	-	-	-	-	-	-	6	-
Czech Anti-Doping Committee	NADO	CADC	5	1	-	-	-	-	-	-	-	-	-	-	5	-
South East Asia RADO	RADO	SE-ASIA-RADO	-	-	-	4	-	-	-	-	-	-	-	-	4	-
Luxembourg NADO	NADO	ALAD	-	-	-	2	-	-	-	-	-	2	-	-	4	-
Croatian Institute of Public Health	NADO	CIPH	4	-	-	-	-	-	-	-	-	-	-	-	4	-
Anti-Doping Denmark	NADO	ADD	-	-	-	2	-	-	-	-	-	2	-	-	4	-
Anti-Doping Norway	NADO	ADNO	2	-	-	1	-	-	-	-	-	1	-	-	4	-
Belarus National Anti-Doping Agency	NADO	BNADA	-	-	-	3	-	-	-	-	-	-	-	-	3	-
International Sports Federation for Athletes with an Intellectual Disability	OTHER-CS	INAS	3	-	-	-	-	-	-	-	-	-	-	-	3	-
Korea Anti-Doping Agency	NADO	KADA	-	-	-	3	-	-	-	-	-	-	-	-	3	-
National Anti Doping Agency -India	NADO	IND-NADO	-	-	-	3	-	-	-	-	-	-	-	-	3	-
Nigerian National Anti-Doping Committee	NADO	NGR-NADO	-	-	-	2	-	-	-	-	-	-	-	-	2	-
Portugal Anti-Doping Agency	NADO	AdoP	2	-	-	-	-	-	-	-	-	-	-	-	2	-
Bulgarian Anti-doping Center	NADO	BUL-NADO	-	-	-	2	-	-	-	-	-	-	-	-	2	-
Africa Zone II & III RADO	RADO	AFR-RADO-II-III	2	-	-	-	-	-	-	-	-	-	-	-	2	-
Trinidad and Tobago Olympic Committee	NADO	TTOC	-	-	-	2	-	-	-	-	-	-	-	-	2	-
Slovak Anti-Doping Agency	NADO	SADA	-	-	-	1	-	-	-	-	-	1	-	-	2	-
National Anti-Doping agency of Uzbekistan	NADO	UZNADA	-	-	-	2	-	-	-	-	-	-	-	-	2	-
South African Institute for Drug-Free Sport	NADO	SAIDS	-	-	-	2	-	-	-	-	-	-	-	-	2	-
Ethiopian Anti doping Organization	NADO	ETH-NADO	-	-	-	2	-	-	-	-	-	-	-	-	2	-
Azerbaijan National Anti-Doping Agency	NADO	AMADA	-	-	-	1	-	-	-	-	-	-	-	-	1	-
Common Community Commission (Brussels)	NADO	COCOM	-	-	-	1	-	-	-	-	-	-	-	-	1	-
Algerian National Anti-Doping Organization	NADO	ALG-NADO	-	-	-	1	-	-	-	-	-	-	-	-	1	-
West Asia RADO	RADO	W-ASIA-RADO	-	-	-	1	-	-	-	-	-	-	-	-	1	-
Mexican National Anti-Doping Committee	NADO	MEX-NADO	-	-	-	1	-	-	-	-	-	-	-	-	1	-
Bermuda Sport Anti- Doping Authority	NADO	BSADA	-	-	-	1	-	-	-	-	-	-	-	-	1	-
South American RADO	RADO	RADO-SAM	-	-	-	1	-	-	-	-	-	-	-	-	1	-
			<b>264</b>	<b>1</b>	<b>4</b>	<b>1082</b>	<b>2</b>	<b>6</b>	<b>-</b>	<b>-</b>	<b>-</b>	<b>53</b>	<b>-</b>	<b>-</b>	<b>1399</b>	

**IPC Sport - Athletics**

IPC Long Distance 3000m+ (R)

IPC Jumps (R)

Testing Authority (TA)	TA Category	ADAMS Code	Urine						Blood						Total Samples	% AAF
			IC			OOC			IC			OOC				
			IC Samples	ATF	AAF	OOC Samples	ATF	AAF	IC Samples	ATF	AAF	OOC Samples	ATF	AAF		
Central American RADO	RADO	RADO-CAM	-	-	-	3	-	-	-	-	-	-	-	-	3	-
			<b>-</b>	<b>-</b>	<b>-</b>	<b>3</b>	<b>-</b>	<b>-</b>	<b>-</b>	<b>-</b>	<b>-</b>	<b>-</b>	<b>-</b>	<b>-</b>	<b>3</b>	

**2020 Anti-Doping Testing Figures**  
**Samples Analyzed and Reported by Accredited Laboratories in ADAMS**

Table 120: IPC Sport - Para-Biathlon

Testing Authority (TA)	TA Category	ADAMS Code	Urine						Blood						Total Samples	% AAF	
			IC			OOC			IC			OOC					
			Samples	ATF	AAF	Samples	ATF	AAF	Samples	ATF	AAF	Samples	ATF	AAF			
Russian National Anti-Doping Organization	NADO	RUSADA	-	-	-	10	-	-	-	-	-	-	-	-	-	10	-
Korea Anti-Doping Agency	NADO	KADA	1	-	-	-	-	-	-	1	-	-	-	-	-	2	-
German National Anti-Doping Agency	NADO	NADA	-	-	-	2	-	-	-	-	-	-	-	-	2	-	
			<b>1</b>	<b>-</b>	<b>-</b>	<b>12</b>	<b>-</b>	<b>-</b>	<b>-</b>	<b>1</b>	<b>-</b>	<b>-</b>	<b>-</b>	<b>-</b>	<b>14</b>		

Table 121: IPC Sport - Para-DanceSport

Testing Authority (TA)	TA Category	ADAMS Code	Urine						Blood						Total Samples	% AAF
			IC			OOC			IC			OOC				
			Samples	ATF	AAF	Samples	ATF	AAF	Samples	ATF	AAF	Samples	ATF	AAF		
Kazakhstan National Anti-Doping Centre	NADO	KAZ-NADO	-	-	-	2	-	-	-	-	-	-	-	-	2	-
			<b>-</b>	<b>-</b>	<b>-</b>	<b>2</b>	<b>-</b>	<b>-</b>	<b>-</b>	<b>-</b>	<b>-</b>	<b>-</b>	<b>-</b>	<b>-</b>	<b>2</b>	

Table 122: IPC Sport - Para-Ice Hockey

Testing Authority (TA)	TA Category	ADAMS Code	Urine						Blood						Total Samples	% AAF
			IC			OOC			IC			OOC				
			Samples	ATF	AAF	Samples	ATF	AAF	Samples	ATF	AAF	Samples	ATF	AAF		
US Anti-Doping Agency	NADO	USADA	-	-	-	9	-	-	-	-	-	-	-	-	9	-
Korea Anti-Doping Agency	NADO	KADA	4	-	-	3	-	-	1	-	-	1	-	-	9	-
Czech Anti-Doping Committee	NADO	CADC	-	-	-	6	-	-	-	-	-	-	-	6	-	
Italian National Anti-Doping Agency	NADO	NADO ITALIA	4	-	-	-	-	-	-	-	-	-	-	4	-	
Anti-Doping Sweden	NADO	ADSE	4	-	1	-	-	-	-	-	-	-	-	4	25%	
Japan Anti-Doping Agency	NADO	JADA	-	-	-	4	-	-	-	-	-	-	-	4	-	
China Anti-Doping Agency	NADO	CHINADA	-	-	-	2	-	-	-	-	-	-	-	2	-	
			<b>12</b>	<b>-</b>	<b>1</b>	<b>24</b>	<b>-</b>	<b>-</b>	<b>1</b>	<b>-</b>	<b>-</b>	<b>1</b>	<b>-</b>	<b>38</b>		

Table 123: Para-Nordic Skiing

Testing Authority (TA)	TA Category	ADAMS Code	Urine						Blood						Total Samples	% AAF
			IC			OOC			IC			OOC				
			Samples	ATF	AAF	Samples	ATF	AAF	Samples	ATF	AAF	Samples	ATF	AAF		
International Paralympic Committee	OTHER-CS	IPC	6	-	-	95	-	2	-	-	-	-	-	-	101	2%
Russian National Anti-Doping Organization	NADO	RUSADA	-	-	-	98	-	-	-	-	-	-	-	98	-	
National Anti-doping Center of Ukraine	NADO	NADC Ukraine	13	-	-	14	-	-	-	-	3	-	-	30	-	
Canadian Centre for Ethics in Sport	NADO	CCES	-	-	-	18	-	-	-	-	-	-	-	18	-	
Kazakhstan National Anti-Doping Centre	NADO	KAZ-NADO	-	-	-	10	-	1	-	-	-	-	-	10	10%	
Japan Anti-Doping Agency	NADO	JADA	-	-	-	6	-	-	-	-	2	-	-	8	-	
Italian National Anti-Doping Agency	NADO	NADO ITALIA	-	-	-	6	-	-	-	-	1	-	-	7	-	
Polish Anti-Doping Agency	NADO	POLADA	6	-	-	-	-	-	-	-	-	-	-	6	-	
Korea Anti-Doping Agency	NADO	KADA	4	-	-	-	-	-	2	-	-	-	-	6	-	
China Anti-Doping Agency	NADO	CHINADA	-	-	-	4	-	-	-	-	-	-	-	4	-	
Anti-Doping Sweden	NADO	ADSE	1	-	-	2	-	-	-	-	-	-	-	3	-	
UK Anti-Doping	NADO	UKAD	-	-	-	3	-	-	-	-	-	-	-	3	-	
Belarus National Anti-Doping Agency	NADO	BNADA	-	-	-	3	-	-	-	-	-	-	-	3	-	
US Anti-Doping Agency	NADO	USADA	-	-	-	2	-	-	-	-	-	-	-	2	-	
Anti-Doping Norway	NADO	ADNO	1	-	-	1	-	-	-	-	-	-	-	2	-	
Antidoping Switzerland	NADO	ADCH	-	-	-	1	-	-	-	-	-	-	-	1	-	
Finnish Center for Integrity in Sports	NADO	FINCIS	-	-	-	1	-	-	-	-	-	-	-	1	-	
			<b>31</b>	<b>-</b>	<b>-</b>	<b>264</b>	<b>-</b>	<b>3</b>	<b>2</b>	<b>-</b>	<b>-</b>	<b>6</b>	<b>-</b>	<b>303</b>		

**2020 Anti-Doping Testing Figures**  
**Samples Analyzed and Reported by Accredited Laboratories in ADAMS**

**Table 124: IPC Sport - Para-Powerlifting and Powerlifting**

Testing Authority (TA)	Para-Powerlifting		Urine						Blood						Total Samples	% AAF
	TA Category	ADAMS Code	IC			OOC			IC			OOC				
			Samples	ATF	AAF	Samples	ATF	AAF	Samples	ATF	AAF	Samples	ATF	AAF		
International Paralympic Committee	OTHER-CS	IPC	97	1	1	124	-	1	12	-	-	-	-	-	233	1%
Russian National Anti-Doping Organization	NADO	RUSADA	20	-	1	74	-	-	-	-	-	1	-	-	95	1%
Kazakhstan National Anti-Doping Centre	NADO	KAZ-NADO	8	-	2	14	-	-	-	-	-	-	-	-	22	9%
Doping Control Agency of Thailand	NADO	DCAT	-	-	-	18	-	-	-	-	-	-	-	-	18	-
Colombian NADO	NADO	COL-NADO	-	-	-	11	-	-	-	-	-	5	-	-	16	-
Egyptian National Anti-doping Organization	NADO	EGY-NADO	-	-	-	14	-	2	-	-	-	-	-	-	14	14%
UK Anti-Doping	NADO	UKAD	-	-	-	9	-	-	-	-	-	3	-	-	12	-
Turkish Anti Doping Commission	NADO	TADC	4	-	-	5	-	-	-	-	-	-	-	-	9	-
US Anti-Doping Agency	NADO	USADA	-	-	-	8	-	-	-	-	-	-	-	-	8	-
China Anti-Doping Agency	NADO	CHINADA	-	-	-	8	-	-	-	-	-	-	-	-	8	-
Italian National Anti-Doping Agency	NADO	NADO ITALIA	-	-	-	6	-	-	-	-	-	2	-	-	8	-
Japan Anti-Doping Agency	NADO	JADA	7	-	-	-	-	-	-	-	-	-	-	-	7	-
Sport Integrity Australia	NADO	SIA	4	-	-	2	-	-	-	-	-	-	-	-	6	-
National Anti-doping Center of Ukraine	NADO	NADC Ukraine	-	-	-	6	-	-	-	-	-	-	-	-	6	-
Nigerian National Anti-Doping Committee	NADO	NGR-NADO	-	-	-	5	-	-	-	-	-	-	-	-	5	-
Peru National Anti-Doping Commission	NADO	CONAD PERU	-	-	-	3	-	-	-	-	-	-	-	-	3	-
Hungarian Anti-Doping Agency	NADO	HUNADO	3	-	-	-	-	-	-	-	-	-	-	-	3	-
Sport Ireland	NADO	SI	-	-	-	2	-	-	-	-	-	1	-	-	3	-
Finnish Center for Integrity in Sports	NADO	FINCIS	-	-	-	3	-	-	-	-	-	-	-	-	3	-
Vietnam Anti-Doping & Sports Medicine Agency	NADO	VADA	-	-	-	3	-	-	-	-	-	-	-	-	3	-
Anti-Doping Agency of Kenya	NADO	ADAK	-	-	-	3	2	-	-	-	-	-	-	-	3	-
Central American RADO	RADO	RADO-CAM	-	-	-	3	-	-	-	-	-	-	-	-	3	-
Slovak Anti-Doping Agency	NADO	SADA	-	-	-	1	-	-	-	-	-	1	-	-	2	-
National Anti-Doping agency of Uzbekistan	NADO	UZNADA	-	-	-	2	-	-	-	-	-	-	-	-	2	-
South East Asia RADO	RADO	SE-ASIA-RADO	-	-	-	2	-	-	-	-	-	-	-	-	2	-
Brasillian Authority on Anti-Doping Control	NADO	ABCD	-	-	-	2	-	-	-	-	-	-	-	-	2	-
Korea Anti-Doping Agency	NADO	KADA	-	-	-	1	-	-	-	-	-	1	-	-	2	-
Georgian Anti-Doping Agency	NADO	GEO-NADO	-	-	-	2	-	-	-	-	-	-	-	-	2	-
National Anti Doping Agency -India	NADO	IND-NADO	-	-	-	1	-	-	-	-	-	-	-	-	1	-
Anti-Doping Agency of Panama	NADO	PAN-NADO	-	-	-	1	-	-	-	-	-	-	-	-	1	-
United Arab Emirates National Anti-doping Committee	NADO	UAE-NADO	-	-	-	1	-	-	-	-	-	-	-	-	1	-
HADA - Hellenic Antidoping Agency	NADO	EOKAN	-	-	-	1	-	-	-	-	-	-	-	-	1	-
Mongolian National Anti-Doping Organization	NADO	MGL-NADO	-	-	-	1	-	-	-	-	-	-	-	-	1	-
			<b>143</b>	<b>1</b>	<b>4</b>	<b>336</b>	<b>2</b>	<b>3</b>	<b>12</b>	<b>-</b>	<b>-</b>	<b>14</b>	<b>-</b>	<b>-</b>	<b>505</b>	

Testing Authority (TA)	Powerlifting		Urine						Blood						Total Samples	% AAF
	IPC Powerlifting (R)		IC			OOC			IC			OOC				
	TA Category	ADAMS Code	Samples	ATF	AAF	Samples	ATF	AAF	Samples	ATF	AAF	Samples	ATF	AAF		
Nigerian National Anti-Doping Committee	NADO	NGR-NADO	-	-	-	5	-	-	-	-	-	-	-	-	5	-
International Paralympic Committee	OTHER-CS	IPC	-	-	-	1	-	-	-	-	-	-	-	-	1	-
			-	-	-	<b>6</b>	-	-	-	-	-	-	-	-	<b>6</b>	

**Table 125: IPC Sport - Shooting Para Sport**

Testing Authority (TA)			Urine						Blood						Total Samples	% AAF
	TA Category	ADAMS Code	IC			OOC			IC			OOC				
			Samples	ATF	AAF	Samples	ATF	AAF	Samples	ATF	AAF	Samples	ATF	AAF		
Slovenian Antidoping Organization	NADO	SLOADO	-	-	-	6	-	-	-	-	-	-	-	-	6	-
French Anti-Doping Agency	NADO	AFLD-NADO	5	-	-	-	-	-	-	-	-	-	-	-	5	-
Bulgarian Anti-doping Center	NADO	BUL-NADO	-	-	-	3	-	-	-	-	-	-	-	-	3	-
Italian National Anti-Doping Agency	NADO	NADO ITALIA	-	-	-	3	-	-	-	-	-	-	-	-	3	-
Japan Anti-Doping Agency	NADO	JADA	2	-	-	-	-	-	-	-	-	-	-	-	2	-
German National Anti-Doping Agency	NADO	NADA	-	-	-	2	-	-	-	-	-	-	-	-	2	-
Mongolian National Anti-Doping Organization	NADO	MGL-NADO	-	-	-	2	-	-	-	-	-	-	-	-	2	-
China Anti-Doping Agency	NADO	CHINADA	-	-	-	2	-	-	-	-	-	-	-	-	2	-
Anti-Doping Agency of Serbia	NADO	ADAS	2	-	-	-	-	-	-	-	-	-	-	-	2	-
Peru National Anti-Doping Commission	NADO	CONAD PERU	-	-	-	2	-	-	-	-	-	-	-	-	2	-
Hungarian Anti-Doping Agency	NADO	HUNADO	-	-	-	2	-	-	-	-	-	-	-	-	2	-
Slovak Anti-Doping Agency	NADO	SADA	-	-	-	1	-	-	-	-	-	-	-	-	1	-
National Anti Doping Agency -India	NADO	IND-NADO	-	-	-	1	-	-	-	-	-	-	-	-	1	-
			<b>9</b>	<b>-</b>	<b>-</b>	<b>24</b>	<b>-</b>	<b>-</b>	<b>-</b>	<b>-</b>	<b>-</b>	<b>-</b>	<b>-</b>	<b>-</b>	<b>33</b>	

**2020 Anti-Doping Testing Figures**  
**Samples Analyzed and Reported by Accredited Laboratories in ADAMS**

Table 126: IPC Sport - Para-Alpine Skiing

Testing Authority (TA)	TA Category	ADAMS Code	Urine						Blood						Total Samples	% AAF
			IC			OOC			IC			OOC				
			Samples	ATF	AAF	Samples	ATF	AAF	Samples	ATF	AAF	Samples	ATF	AAF		
Russian National Anti-Doping Organization	NADO	RUSADA	4	-	-	10	-	-	-	-	-	-	-	-	14	-
Japan Anti-Doping Agency	NADO	JADA	5	-	-	7	-	-	-	-	-	1	-	-	13	-
International Paralympic Committee	OTHER-CS	IPC	4	-	-	8	-	-	-	-	-	-	-	-	12	-
Italian National Anti-Doping Agency	NADO	NADO ITALIA	-	-	-	10	-	-	-	-	-	-	-	-	10	-
Antidoping Switzerland	NADO	ADCH	4	-	-	6	-	-	-	-	-	-	-	-	10	-
Doping Authority Netherlands	NADO	DAN	-	-	-	6	-	-	-	-	-	-	-	-	6	-
US Anti-Doping Agency	NADO	USADA	-	-	-	5	-	-	-	-	-	-	-	-	5	-
Drug Free Sport New Zealand	NADO	DFSNZ	-	-	-	5	-	-	-	-	-	-	-	-	5	-
German National Anti-Doping Agency	NADO	NADA	-	-	-	4	-	-	-	-	-	-	-	-	4	-
Canadian Centre for Ethics in Sport	NADO	CCES	-	-	-	4	-	-	-	-	-	-	-	-	4	-
China Anti-Doping Agency	NADO	CHINADA	-	-	-	3	-	-	-	-	-	-	-	-	3	-
Sport Integrity Australia	NADO	SIA	-	-	-	2	-	1	-	-	-	-	-	-	2	50%
Korea Anti-Doping Agency	NADO	KADA	2	-	-	-	-	-	-	-	-	-	-	-	2	-
French Anti-Doping Agency	NADO	AFLD-NADO	-	-	-	2	-	-	-	-	-	-	-	-	2	-
Armenian National Anti-Doping Organization	NADO	ARM-NADO	-	-	-	1	-	-	-	-	-	-	-	-	1	-
National Anti-Doping Agency Austria GmbH	NADO	NADA Austria	-	-	-	1	-	-	-	-	-	-	-	-	1	-
Andorra National Anti-Doping Commission	NADO	AGAD	-	-	-	1	-	-	-	-	-	-	-	-	1	-
Eastern Europe RADO	RADO	E-EUR-RADO	-	-	-	1	-	-	-	-	-	-	-	-	1	-
			<b>19</b>	<b>-</b>	<b>-</b>	<b>76</b>	<b>-</b>	<b>1</b>	<b>-</b>	<b>-</b>	<b>-</b>	<b>1</b>	<b>-</b>	<b>-</b>	<b>96</b>	

Table 127: IPC Sport - Para-Snowboard

Testing Authority (TA)	TA Category	ADAMS Code	Urine						Blood						Total Samples	% AAF
			IC			OOC			IC			OOC				
			Samples	ATF	AAF	Samples	ATF	AAF	Samples	ATF	AAF	Samples	ATF	AAF		
US Anti-Doping Agency	NADO	USADA	-	-	-	10	-	-	-	-	-	-	-	-	10	-
International Paralympic Committee	OTHER-CS	IPC	4	-	-	-	-	-	-	-	-	-	-	-	4	-
China Anti-Doping Agency	NADO	CHINADA	-	-	-	3	-	-	-	-	-	-	-	-	3	-
Russian National Anti-Doping Organization	NADO	RUSADA	-	-	-	3	-	-	-	-	-	-	-	-	3	-
Doping Authority Netherlands	NADO	DAN	-	-	-	3	-	-	-	-	-	-	-	-	3	-
Japan Anti-Doping Agency	NADO	JADA	-	-	-	3	-	-	-	-	-	-	-	-	3	-
Sport Integrity Australia	NADO	SIA	-	-	-	2	-	-	-	-	-	-	-	-	2	-
Canadian Centre for Ethics in Sport	NADO	CCES	-	-	-	2	-	1	-	-	-	-	-	-	2	50%
Finnish Center for Integrity in Sports	NADO	FINCIS	-	-	-	1	-	-	-	-	-	-	-	-	1	-
Italian National Anti-Doping Agency	NADO	NADO ITALIA	-	-	-	1	-	-	-	-	-	-	-	-	1	-
			<b>4</b>	<b>-</b>	<b>-</b>	<b>28</b>	<b>-</b>	<b>1</b>	<b>-</b>	<b>-</b>	<b>-</b>	<b>-</b>	<b>-</b>	<b>-</b>	<b>32</b>	

**2020 Anti-Doping Testing Figures**  
**Samples Analyzed and Reported by Accredited Laboratories in ADAMS**

**Table 128: Sports for Athletes with an Impairment - Aquatics**

Testing Authority (TA)	TA Category	ADAMS Code	Urine						Blood						Total Samples	% AAF
			IC			OOC			IC			OOC				
			Samples	ATF	AAF	Samples	ATF	AAF	Samples	ATF	AAF	Samples	ATF	AAF		
French Community of Belgium NADO	NADO	BEL-CFWB	-	-	-	7	-	-	-	-	-	-	-	-	7	-
Qatar Antidoping Commission	NADO	QADC	-	-	-	2	-	-	-	-	-	1	-	-	3	-
South American RADO	RADO	RADO-SAM	-	-	-	3	-	-	-	-	-	-	-	-	3	-
National Anti-doping Center of Ukraine	NADO	NADC Ukraine	-	-	-	2	-	-	-	-	-	-	-	-	2	-
Braslian Authority on Anti-Doping Control	NADO	ABCD	1	-	-	-	-	-	1	-	-	-	-	-	2	-
Kazakhstan National Anti-Doping Centre	NADO	KAZ-NADO	-	-	-	1	-	-	-	-	-	-	-	-	1	-
China Anti-Doping Agency	NADO	CHINADA	-	-	-	1	-	-	-	-	-	-	-	-	1	-
Anti-Doping Bureau of Latvia	NADO	LAT-NADO	-	-	-	1	-	-	-	-	-	-	-	-	1	-
Caribbean RADO	RADO	CAR-RADO	-	-	-	1	-	-	-	-	-	-	-	-	1	-
French Anti-Doping Agency	NADO	AFLD-NADO	-	-	-	1	-	-	-	-	-	-	-	-	1	-
Japan Anti-Doping Agency	NADO	JADA	-	-	-	1	-	-	-	-	-	-	-	-	1	-
Spain National Anti-Doping Agency	NADO	ESP-NADO	1	-	-	-	-	-	-	-	-	-	-	-	1	-
I.R Iran National Anti-Doping Organization	NADO	IRI-NADO	1	-	-	-	-	-	-	-	-	-	-	-	1	-
			3	0	0	20	0	0	1	0	0	1	0	0	25	

**Table 129: Sports for Athletes with an Impairment - Archery**

Testing Authority (TA)	TA Category	ADAMS Code	Urine						Blood						Total Samples	% AAF
			IC			OOC			IC			OOC				
			Samples	ATF	AAF	Samples	ATF	AAF	Samples	ATF	AAF	Samples	ATF	AAF		
Doping Control Agency of Thailand	NADO	DCAT	-	-	-	11	-	-	-	-	-	-	-	-	11	-
Italian National Anti-Doping Agency	NADO	NADO ITALIA	10	-	-	-	-	-	-	-	-	-	-	-	10	-
Korea Anti-Doping Agency	NADO	KADA	-	-	-	5	-	-	-	-	-	-	-	-	5	-
US Anti-Doping Agency	NADO	USADA	1	-	1	2	-	-	-	-	-	-	-	-	3	33%
World Archery Federation	ASOIF	WA	-	-	-	3	-	-	-	-	-	-	-	-	3	-
Japan Anti-Doping Agency	NADO	JADA	-	-	-	3	-	-	-	-	-	-	-	-	3	-
China Anti-Doping Agency	NADO	CHINADA	-	-	-	2	-	-	-	-	-	-	-	-	2	-
Anti-Doping Commission of Malta	NADO	MNADO (R)	-	-	-	2	-	-	-	-	-	-	-	-	2	-
Mongolian National Anti-Doping Organization	NADO	MGL-NADO	-	-	-	2	-	-	-	-	-	-	-	-	2	-
Romanian National Anti-Doping Agency	NADO	ANAD-Romania	-	-	-	1	-	-	-	-	-	-	-	-	1	-
Braslian Authority on Anti-Doping Control	NADO	ABCD	-	-	-	1	-	-	-	-	-	-	-	-	1	-
			11	0	1	32	0	0	0	0	0	0	0	0	43	

**Table 130: Sports for Athletes with an Impairment - Arm Wrestling**

Testing Authority (TA)	TA Category	ADAMS Code	Urine						Blood						Total Samples	% AAF
			IC			OOC			IC			OOC				
			Samples	ATF	AAF	Samples	ATF	AAF	Samples	ATF	AAF	Samples	ATF	AAF		
none	-	-	-	-	-	-	-	-	-	-	-	-	-	-	0	n/a
			0	0	0	0	0	0	0	0	0	0	0	0	0	

**Table 131: Sports for Athletes with an Impairment - Athletics**

Testing Authority (TA)	TA Category	ADAMS Code	Urine						Blood						Total Samples	% AAF
			IC			OOC			IC			OOC				
			Samples	ATF	AAF	Samples	ATF	AAF	Samples	ATF	AAF	Samples	ATF	AAF		
Spain National Anti-Doping Agency	NADO	ESP-NADO	11	-	-	-	-	-	-	-	-	-	-	-	11	-
Algerian National Anti-Doping Organization	NADO	ALG-NADO	6	-	-	-	-	-	-	-	-	-	-	-	6	-
National Anti-doping Center of Ukraine	NADO	NADC Ukraine	-	-	-	4	-	-	-	-	-	-	-	-	4	-
Lembaga Anti-Doping Indonesia	NADO	LADI	-	-	-	3	-	-	-	-	-	-	-	-	3	-
Kazakhstan National Anti-Doping Centre	NADO	KAZ-NADO	-	-	-	3	-	-	-	-	-	-	-	-	3	-
South American RADO	RADO	RADO-SAM	-	-	-	3	-	-	-	-	-	-	-	-	3	-
Bahrain Anti-Doping Committee	NADO	BRN-NADO	2	-	-	-	-	-	-	-	-	-	-	-	2	-
Japan Anti-Doping Agency	NADO	JADA	2	-	-	-	-	-	-	-	-	-	-	-	2	-
Anti-Doping Singapore	NADO	ADS	-	-	-	2	-	-	-	-	-	-	-	-	2	-
Antidoping Switzerland	NADO	ADCH	-	-	-	1	-	-	-	-	-	1	-	-	2	-
China Anti-Doping Agency	NADO	CHINADA	1	-	-	1	-	-	-	-	-	-	-	-	2	-
German National Anti-Doping Agency	NADO	NADA	1	-	-	-	-	-	-	-	-	-	-	-	1	-
Africa Zone II & III RADO	RADO	AFR-RADO-II-III	-	-	-	1	-	-	-	-	-	-	-	-	1	-
National Anti-Doping Agency Austria GmbH	NADO	NADA Austria	-	-	-	1	-	-	-	-	-	-	-	-	1	-
Argentina National Anti-Doping Agency	NADO	ARG-CNAD	-	-	-	1	-	-	-	-	-	-	-	-	1	-
Anti-Doping Bureau of Latvia	NADO	LAT-NADO	-	-	-	1	-	-	-	-	-	-	-	-	1	-
Guatemala NADO	NADO	GUA-OAD	1	-	-	-	-	-	-	-	-	-	-	-	1	-
Anti-Doping Sweden	NADO	ADSE	1	-	-	-	-	-	-	-	-	-	-	-	1	-
French Anti-Doping Agency	NADO	AFLD-NADO	-	-	-	1	-	-	-	-	-	-	-	-	1	-
Central American RADO	RADO	RADO-CAM	-	-	-	1	-	-	-	-	-	-	-	-	1	-
Common Community Commission (Brussels)	NADO	COCOM	1	-	-	-	-	-	-	-	-	-	-	-	1	-
Slovenian Antidoping Organization	NADO	SLOADO	1	-	-	-	-	-	-	-	-	-	-	-	1	-
Braslian Authority on Anti-Doping Control	NADO	ABCD	1	-	-	-	-	-	-	-	-	-	-	-	1	-
Ethiopian Anti doping Organization	NADO	ETH-NADO	-	-	-	1	-	-	-	-	-	-	-	-	1	-
			28	0	0	24	0	0	0	0	0	1	0	0	53	



**2020 Anti-Doping Testing Figures**  
**Samples Analyzed and Reported by Accredited Laboratories in ADAMS**

**Table 132: Sports for Athletes with an Impairment - Badminton**

Testing Authority (TA)	TA Category	ADAMS Code	Urine						Blood						Total Samples	% AAF
			IC			OOC			IC			OOC				
			Samples	ATF	AAF	Samples	ATF	AAF	Samples	ATF	AAF	Samples	ATF	AAF		
Badminton World Federation	ASOIF	BWF	-	-	-	39	-	-	-	-	-	22	-	-	61	-
Japan Anti-Doping Agency	NADO	JADA	2	-	-	16	-	-	-	-	-	-	-	-	18	-
Doping Control Agency of Thailand	NADO	DCAT	-	-	-	6	-	-	-	-	-	-	-	-	6	-
China Anti-Doping Agency	NADO	CHINADA	-	-	-	5	-	-	-	-	-	-	-	-	5	-
Peru National Anti-Doping Commission	NADO	CONAD PERU	-	-	-	3	-	-	-	-	-	-	-	-	3	-
Korea Anti-Doping Agency	NADO	KADA	2	-	-	-	-	-	-	-	-	-	-	-	2	-
National Anti-Doping Agency Austria GmbH	NADO	NADA Austria	-	-	-	1	-	-	-	-	-	-	-	-	1	-
			<b>4</b>	<b>0</b>	<b>0</b>	<b>70</b>	<b>0</b>	<b>0</b>	<b>0</b>	<b>0</b>	<b>0</b>	<b>22</b>	<b>0</b>	<b>0</b>	<b>96</b>	

**Table 133: Sports for Athletes with an Impairment - Basketball**

Testing Authority (TA)	TA Category	ADAMS Code	Urine						Blood						Total Samples	% AAF
			IC			OOC			IC			OOC				
			Samples	ATF	AAF	Samples	ATF	AAF	Samples	ATF	AAF	Samples	ATF	AAF		
Italian National Anti-Doping Agency	NADO	NADO ITALIA	4	-	-	12	1	-	-	-	-	-	-	-	16	-
UK Anti-Doping	NADO	UKAD	4	-	-	12	-	-	-	-	-	-	-	-	16	-
Doping Control Agency of Thailand	NADO	DCAT	-	-	-	12	-	-	-	-	-	-	-	-	12	-
Egyptian National Anti-doping Organization	NADO	EGY-NADO	-	-	-	10	-	-	-	-	-	-	-	-	10	-
US Anti-Doping Agency	NADO	USADA	-	-	-	9	-	-	-	-	-	-	-	-	9	-
German National Anti-Doping Agency	NADO	NADA	-	-	-	9	-	-	-	-	-	-	-	-	9	-
Japan Anti-Doping Agency	NADO	JADA	5	-	-	4	-	-	-	-	-	-	-	-	9	-
International Wheelchair Basketball Federation	OTHER-CS	IWBF	9	-	-	-	-	-	-	-	-	-	-	-	9	-
Sport Integrity Australia	NADO	SIA	-	-	-	5	-	-	-	-	-	-	-	-	5	-
Korea Anti-Doping Agency	NADO	KADA	4	-	-	-	-	-	-	-	-	-	-	-	4	-
Antidoping Switzerland	NADO	ADCH	4	-	-	-	-	-	-	-	-	-	-	-	4	-
Colombian NADO	NADO	COL-NADO	-	-	-	3	-	-	-	-	-	-	-	-	3	-
International Basketball Federation	ASOIF	FIBA	-	-	-	3	-	-	-	-	-	-	-	-	3	-
Anti-Doping Agency of Kenya	NADO	ADAK	-	-	-	1	-	-	-	-	-	-	-	-	1	-
China Anti-Doping Agency	NADO	CHINADA	-	-	-	1	-	-	-	-	-	-	-	-	1	-
			<b>30</b>	<b>0</b>	<b>0</b>	<b>81</b>	<b>1</b>	<b>0</b>	<b>0</b>	<b>0</b>	<b>0</b>	<b>0</b>	<b>0</b>	<b>0</b>	<b>111</b>	

**Table 134: Sports for Athletes with an Impairment - Bobsleigh**

Testing Authority (TA)	TA Category	ADAMS Code	Urine						Blood						Total Samples	% AAF
			IC			OOC			IC			OOC				
			Samples	ATF	AAF	Samples	ATF	AAF	Samples	ATF	AAF	Samples	ATF	AAF		
Anti-Doping Bureau of Latvia	NADO	LAT-NADO	-	-	-	1	1	-	-	-	-	-	-	-	1	-
			<b>0</b>	<b>0</b>	<b>0</b>	<b>1</b>	<b>1</b>	<b>0</b>	<b>0</b>	<b>0</b>	<b>0</b>	<b>0</b>	<b>0</b>	<b>0</b>	<b>1</b>	

**Table 135: Sports for Athletes with an Impairment - Boccia**

Testing Authority (TA)	TA Category	ADAMS Code	Urine						Blood						Total Samples	% AAF
			IC			OOC			IC			OOC				
			Samples	ATF	AAF	Samples	ATF	AAF	Samples	ATF	AAF	Samples	ATF	AAF		
Doping Control Agency of Thailand	NADO	DCAT	-	-	-	6	-	-	-	-	-	-	-	-	6	-
Anti-Doping Agency of Serbia	NADO	ADAS	2	-	-	-	-	-	-	-	-	-	-	-	2	-
Central American RADO	RADO	RADO-CAM	-	-	-	1	-	-	-	-	-	-	-	-	1	-
German National Anti-Doping Agency	NADO	NADA	-	-	-	1	-	-	-	-	-	-	-	-	1	-
Slovak Anti-Doping Agency	NADO	SADA	-	-	-	1	-	-	-	-	-	-	-	-	1	-
China Anti-Doping Agency	NADO	CHINADA	-	-	-	1	-	-	-	-	-	-	-	-	1	-
Hong Kong Anti-Doping Committee	NADO	HKG-ADC	-	-	-	1	-	-	-	-	-	-	-	-	1	-
			<b>2</b>	<b>0</b>	<b>0</b>	<b>11</b>	<b>0</b>	<b>0</b>	<b>0</b>	<b>0</b>	<b>0</b>	<b>0</b>	<b>0</b>	<b>0</b>	<b>13</b>	

**Table 136: Sports for Athletes with an Impairment - Bowling**

Testing Authority (TA)	TA Category	ADAMS Code	Urine						Blood						Total Samples	% AAF
			IC			OOC			IC			OOC				
			Samples	ATF	AAF	Samples	ATF	AAF	Samples	ATF	AAF	Samples	ATF	AAF		
none	-	-	-	-	-	-	-	-	-	-	-	-	-	-	0	n/a
			<b>0</b>	<b>0</b>	<b>0</b>	<b>0</b>	<b>0</b>	<b>0</b>	<b>0</b>	<b>0</b>	<b>0</b>	<b>0</b>	<b>0</b>	<b>0</b>	<b>0</b>	

**Table 137: Sports for Athletes with an Impairment - Canoe / Kayak**

Testing Authority (TA)	TA Category	ADAMS Code	Urine						Blood						Total Samples	% AAF
			IC			OOC			IC			OOC				
			Samples	ATF	AAF	Samples	ATF	AAF	Samples	ATF	AAF	Samples	ATF	AAF		
International Canoe Federation	ASOIF	ICF	3	-	-	21	-	1	-	-	-	4	-	-	28	4%
UK Anti-Doping	NADO	UKAD	-	-	-	20	-	-	-	-	-	-	-	-	20	-
Italian National Anti-Doping Agency	NADO	NADO ITALIA	1	-	-	6	-	-	-	-	-	1	-	-	8	-
German National Anti-Doping Agency	NADO	NADA	-	-	-	8	-	-	-	-	-	-	-	-	8	-
Sport Integrity Australia	NADO	SIA	-	-	-	6	-	-	-	-	-	1	-	-	7	-
Hungarian Anti-Doping Agency	NADO	HUNADO	-	-	-	6	-	-	-	-	-	-	-	-	6	-
Brazilian Authority on Anti-Doping Control	NADO	ABCD	-	-	-	4	-	-	-	-	-	-	-	-	4	-
National Anti-doping Center of Ukraine	NADO	NADC Ukraine	-	-	-	4	-	-	-	-	-	-	-	-	4	-
US Anti-Doping Agency	NADO	USADA	-	-	-	3	-	-	-	-	-	-	-	-	3	-
Japan Anti-Doping Agency	NADO	JADA	1	-	-	-	-	-	-	-	-	-	-	-	1	-
Sport Ireland	NADO	SI	-	-	-	1	-	-	-	-	-	-	-	-	1	-
China Anti-Doping Agency	NADO	CHINADA	-	-	-	1	-	-	-	-	-	-	-	-	1	-
Anti-Doping Sweden	NADO	ADSE	-	-	-	1	-	-	-	-	-	-	-	-	1	-
Russian National Anti-Doping Organization	NADO	RUSADA	-	-	-	1	-	-	-	-	-	-	-	-	1	-
National Anti-Doping Agency Austria GmbH	NADO	NADA Austria	-	-	-	1	-	-	-	-	-	-	-	-	1	-
			<b>5</b>	<b>0</b>	<b>0</b>	<b>83</b>	<b>0</b>	<b>1</b>	<b>0</b>	<b>0</b>	<b>0</b>	<b>6</b>	<b>0</b>	<b>0</b>	<b>94</b>	

**2020 Anti-Doping Testing Figures**  
**Samples Analyzed and Reported by Accredited Laboratories in ADAMS**

Table 138: Sports for Athletes with an Impairment - Chess

Testing Authority (TA)	TA Category	ADAMS Code	Urine						Blood						Total Samples	% AAF	
			IC Samples	IC ATF	IC AAF	OOB Samples	OOB ATF	OOB AAF	IC Samples	IC ATF	IC AAF	OOB Samples	OOB ATF	OOB AAF			
none	-	-	-	-	-	-	-	-	-	-	-	-	-	-	-	0	n/a
			0	0	0	0	0	0	0	0	0	0	0	0	0	0	

Table 139: Sports for Athletes with an Impairment - CP Football

Testing Authority (TA)	TA Category	ADAMS Code	Urine						Blood						Total Samples	% AAF	
			IC Samples	IC ATF	IC AAF	OOB Samples	OOB ATF	OOB AAF	IC Samples	IC ATF	IC AAF	OOB Samples	OOB ATF	OOB AAF			
none	-	-	-	-	-	-	-	-	-	-	-	-	-	-	-	0	n/a
			0	0	0	0	0	0	0	0	0	0	0	0	0	0	

Table 140: Sports for Athletes with an Impairment - Curling

Testing Authority (TA)	TA Category	ADAMS Code	Urine						Blood						Total Samples	% AAF	
			IC Samples	IC ATF	IC AAF	OOB Samples	OOB ATF	OOB AAF	IC Samples	IC ATF	IC AAF	OOB Samples	OOB ATF	OOB AAF			
World Curling Federation	AIOWF	WCF	4	-	-	16	-	-	-	-	-	-	-	-	-	20	-
Russian National Anti-Doping Organization	NADO	RUSADA	-	-	-	5	-	-	-	-	-	-	-	-	-	5	-
UK Anti-Doping	NADO	UKAD	5	-	-	-	-	-	-	-	-	-	-	-	-	5	-
Korea Anti-Doping Agency	NADO	KADA	4	-	-	-	-	-	-	-	-	-	-	-	-	4	-
Italian National Anti-Doping Agency	NADO	NADO ITALIA	-	-	-	4	-	-	-	-	-	-	-	-	-	4	-
China Anti-Doping Agency	NADO	CHINADA	-	-	-	3	-	-	-	-	-	-	-	-	-	3	-
			13	0	0	28	0	0	0	0	0	0	0	0	41		

Table 141: Sports for Athletes with an Impairment - Cycling

Testing Authority (TA)	TA Category	ADAMS Code	Urine						Blood						Total Samples	% AAF
			IC Samples	IC ATF	IC AAF	OOB Samples	OOB ATF	OOB AAF	IC Samples	IC ATF	IC AAF	OOB Samples	OOB ATF	OOB AAF		
US Anti-Doping Agency	NADO	USADA	-	-	-	62	-	-	-	-	-	2	-	-	64	-
Spain National Anti-Doping Agency	NADO	ESP-NADO	22	-	-	30	-	-	-	-	-	-	-	-	52	-
UK Anti-Doping	NADO	UKAD	-	-	-	46	-	-	-	-	-	-	-	-	46	-
Sport Ireland	NADO	SI	-	-	-	33	-	-	-	-	-	10	-	-	43	-
Doping Authority Netherlands	NADO	DAN	-	-	-	35	-	-	-	-	-	1	-	-	36	-
Sport Integrity Australia	NADO	SIA	12	-	1	19	-	1	-	-	-	-	-	-	31	6%
International Cycling Union	ASOIF	UCI	29	-	1	1	-	-	-	-	-	-	-	-	30	3%
NADO Flanders	NADO	NADOF	-	-	-	29	-	-	-	-	-	-	-	-	29	-
Colombian NADO	NADO	COL-NADO	9	-	2	10	-	-	-	-	-	6	-	-	25	8%
Russian National Anti-Doping Organization	NADO	RUSADA	14	-	-	8	-	-	-	-	-	-	-	-	22	-
Italian National Anti-Doping Agency	NADO	NADO ITALIA	-	-	-	20	-	-	-	-	-	1	-	-	21	-
Antidoping Switzerland	NADO	ADCH	-	-	-	15	-	-	-	-	-	4	-	-	19	-
Canadian Centre for Ethics in Sport	NADO	CCES	-	-	-	14	-	-	-	-	-	4	-	-	18	-
French Community of Belgium NADO	NADO	BEL-CFWB	-	-	-	16	-	-	-	-	-	1	-	-	17	-
China Anti-Doping Agency	NADO	CHINADA	-	-	-	7	-	-	-	-	-	-	-	-	7	-
Japan Anti-Doping Agency	NADO	JADA	2	-	-	5	-	-	-	-	-	-	-	-	7	-
Anti-Doping Bureau of Latvia	NADO	LAT-NADO	6	-	-	-	-	-	-	-	-	-	-	-	6	-
French Anti-Doping Agency	NADO	AFLD-NADO	6	-	-	-	-	-	-	-	-	-	-	-	6	-
German National Anti-Doping Agency	NADO	NADA	-	-	-	4	-	-	-	-	-	2	-	-	6	-
Hungarian Anti-Doping Agency	NADO	HUNADO	5	-	-	-	-	-	-	-	-	-	-	-	5	-
HADA - Hellenic Antidoping Agency	NADO	EOKAN	4	-	1	-	-	-	-	-	-	-	-	-	4	25%
Slovenian Antidoping Organization	NADO	SLOADO	-	-	-	3	-	-	-	-	-	-	-	-	3	-
Doping Control Agency of Thailand	NADO	DCAT	-	-	-	3	-	-	-	-	-	-	-	-	3	-
Anti-Doping Agency of Serbia	NADO	ADAS	-	-	-	2	-	-	-	-	-	-	-	-	2	-
Cuban National Anti-Doping Agency	NADO	CUB-NADO	-	-	-	2	-	-	-	-	-	-	-	-	2	-
National Anti-Doping Agency Austria GmbH	NADO	NADA Austria	-	-	-	2	-	-	-	-	-	-	-	-	2	-
Slovak Anti-Doping Agency	NADO	SADA	-	-	-	1	-	-	-	-	-	1	-	-	2	-
Algerian National Anti-Doping Organization	NADO	ALG-NADO	-	-	-	1	-	-	-	-	-	-	-	-	1	-
Anti-Doping Agency of Panama	NADO	PAN-NADO	1	-	-	-	-	-	-	-	-	-	-	-	1	-
Brasilian Authority on Anti-Doping Control	NADO	ABCD	-	-	-	1	-	-	-	-	-	-	-	-	1	-
Argentina National Anti-Doping Agency	NADO	ARG-CNAD	-	-	-	1	-	-	-	-	-	-	-	-	1	-
South East Asia RADO	RADO	SE-ASIA-RADO	-	-	-	1	-	-	-	-	-	-	-	-	1	-
			110	0	5	371	0	1	0	0	0	32	0	0	513	

Table 142: Sports for Athletes with an Impairment - Equestrian

Testing Authority (TA)	TA Category	ADAMS Code	Urine						Blood						Total Samples	% AAF
			IC Samples	IC ATF	IC AAF	OOB Samples	OOB ATF	OOB AAF	IC Samples	IC ATF	IC AAF	OOB Samples	OOB ATF	OOB AAF		
Japan Anti-Doping Agency	NADO	JADA	2	-	-	1	-	-	-	-	-	-	-	-	3	-
Sport Ireland	NADO	SI	3	-	-	-	-	-	-	-	-	-	-	-	3	-
International Equestrian Federation	ASOIF	FEI	-	-	-	3	-	-	-	-	-	-	-	-	3	-
Luxembourg NADO	NADO	ALAD	-	-	-	1	-	-	-	-	-	-	-	-	1	-
Canadian Centre for Ethics in Sport	NADO	CCES	-	-	-	1	-	-	-	-	-	-	-	-	1	-
			5	0	0	6	0	0	0	0	0	0	0	0	11	

**2020 Anti-Doping Testing Figures**  
**Samples Analyzed and Reported by Accredited Laboratories in ADAMS**

**Table 143: Sports for Athletes with an Impairment - Fencing**

Testing Authority (TA)	TA Category	ADAMS Code	Urine						Blood						Total Samples	% AAF
			IC			OOC			IC			OOC				
			Samples	ATF	AAF	Samples	ATF	AAF	Samples	ATF	AAF	Samples	ATF	AAF		
Russian National Anti-Doping Organization	NADO	RUSADA	6	-	-	4	-	-	-	-	-	-	-	-	10	-
Italian National Anti-Doping Agency	NADO	NADO ITALIA	-	-	-	6	-	-	-	-	-	-	-	-	6	-
International Wheelchair and Amputee Sports Federation	OTHER-CS	IWAS	6	-	-	-	-	-	-	-	-	-	-	-	6	-
Hungarian Anti-Doping Agency	NADO	HUNADO	-	-	-	6	-	-	-	-	-	-	-	-	6	-
China Anti-Doping Agency	NADO	CHINADA	-	-	-	5	-	-	-	-	-	-	-	-	5	-
National Anti-doping Center of Ukraine	NADO	NADC Ukraine	-	-	-	4	-	-	-	-	-	-	-	-	4	-
Antidoping Switzerland	NADO	ADCH	-	-	-	2	-	-	-	-	-	-	-	-	2	-
Hong Kong Anti-Doping Committee	NADO	HKG-ADC	-	-	-	1	-	-	-	-	-	-	-	-	1	-
			12	0	0	28	0	0	0	0	0	0	0	0	40	

**Table 144: Sports for Athletes with an Impairment - Field Hockey**

Testing Authority (TA)	TA Category	ADAMS Code	Urine						Blood						Total Samples	% AAF
			IC			OOC			IC			OOC				
			Samples	ATF	AAF	Samples	ATF	AAF	Samples	ATF	AAF	Samples	ATF	AAF		
none	-	-	-	-	-	-	-	-	-	-	-	-	-	-	0	n/a
			0	0	0	0	0	0	0	0	0	0	0	0	0	

**Table 145: Sports for Athletes with an Impairment - Football**

Testing Authority (TA)	TA Category	ADAMS Code	Urine						Blood						Total Samples	% AAF
			IC			OOC			IC			OOC				
			Samples	ATF	AAF	Samples	ATF	AAF	Samples	ATF	AAF	Samples	ATF	AAF		
National Anti-doping Center of Ukraine	NADO	NADC Ukraine	-	-	-	6	-	-	-	-	-	-	-	-	6	-
German National Anti-Doping Agency	NADO	NADA	-	-	-	4	-	-	-	-	-	-	-	-	4	-
			0	0	0	10	0	0	0	0	0	0	0	0	10	

**Table 146: Sports for Athletes with an Impairment - Football 5-a-Side**

Testing Authority (TA)	TA Category	ADAMS Code	Urine						Blood						Total Samples	% AAF
			IC			OOC			IC			OOC				
			Samples	ATF	AAF	Samples	ATF	AAF	Samples	ATF	AAF	Samples	ATF	AAF		
Italian National Anti-Doping Agency	NADO	NADO ITALIA	4	-	-	-	-	-	-	-	-	-	-	-	4	-
China Anti-Doping Agency	NADO	CHINADA	-	-	-	2	-	-	-	-	-	-	-	-	2	-
			4	0	0	2	0	0	0	0	0	0	0	0	6	

**Table 147: Sports for Athletes with an Impairment - Football 7-a-Side**

Testing Authority (TA)	TA Category	ADAMS Code	Urine						Blood						Total Samples	% AAF
			IC			OOC			IC			OOC				
			Samples	ATF	AAF	Samples	ATF	AAF	Samples	ATF	AAF	Samples	ATF	AAF		
National Anti-doping Center of Ukraine	NADO	NADC Ukraine	-	-	-	3	-	-	-	-	-	-	-	-	3	-
Italian National Anti-Doping Agency	NADO	NADO ITALIA	2	-	-	-	-	-	-	-	-	-	-	-	2	-
			2	0	0	3	0	0	0	0	0	0	0	0	5	

**Table 148: Sports for Athletes with an Impairment - Goalball**

Testing Authority (TA)	TA Category	ADAMS Code	Urine						Blood						Total Samples	% AAF
			IC			OOC			IC			OOC				
			Samples	ATF	AAF	Samples	ATF	AAF	Samples	ATF	AAF	Samples	ATF	AAF		
Spain National Anti-Doping Agency	NADO	ESP-NADO	10	-	1	-	-	-	1	-	-	-	-	-	11	9%
International Blind Sport Association	OTHER-CS	IBSA	10	-	1	-	-	-	-	-	-	-	-	-	10	10%
German National Anti-Doping Agency	NADO	NADA	-	-	-	6	-	-	-	-	-	-	-	-	6	-
National Anti-doping Center of Ukraine	NADO	NADC Ukraine	-	-	-	6	-	1	-	-	-	-	-	-	6	17%
Japan Anti-Doping Agency	NADO	JADA	-	-	-	4	-	-	-	-	-	-	-	-	4	-
Finnish Center for Integrity in Sports	NADO	FINCIS	4	-	-	-	-	-	-	-	-	-	-	-	4	-
Hungarian Anti-Doping Agency	NADO	HUNADO	-	-	-	3	-	-	-	-	-	-	-	-	3	-
China Anti-Doping Agency	NADO	CHINADA	-	-	-	2	-	-	-	-	-	-	-	-	2	-
			24	0	2	21	0	1	1	0	0	0	0	0	46	

**Table 149: Sports for Athletes with an Impairment - Handball**

Testing Authority (TA)	TA Category	ADAMS Code	Urine						Blood						Total Samples	% AAF
			IC			OOC			IC			OOC				
			Samples	ATF	AAF	Samples	ATF	AAF	Samples	ATF	AAF	Samples	ATF	AAF		
Hungarian Anti-Doping Agency	NADO	HUNADO	-	-	-	3	-	-	-	-	-	-	-	-	3	-
			0	0	0	3	0	0	0	0	0	0	0	0	3	

**Table 150: Sports for Athletes with an Impairment - Ice Hockey**

Testing Authority (TA)	TA Category	ADAMS Code	Urine						Blood						Total Samples	% AAF
			IC			OOC			IC			OOC				
			Samples	ATF	AAF	Samples	ATF	AAF	Samples	ATF	AAF	Samples	ATF	AAF		
German National Anti-Doping Agency	NADO	NADA	-	-	-	1	-	-	-	-	-	-	-	-	1	-
			0	0	0	1	0	0	0	0	0	0	0	0	1	

**2020 Anti-Doping Testing Figures**  
**Samples Analyzed and Reported by Accredited Laboratories in ADAMS**

**Table 151: Sports for Athletes with an Impairment - Judo**

Testing Authority (TA)	TA Category	ADAMS Code	Urine						Blood						Total Samples	% AAF
			IC			OOC			IC			OOC				
			Samples	ATF	AAF	Samples	ATF	AAF	Samples	ATF	AAF	Samples	ATF	AAF		
US Anti-Doping Agency	NADO	USADA	-	-	-	9	-	-	-	-	-	-	-	-	9	-
Azerbaijan National Anti-Doping Agency	NADO	AMADA	-	-	-	9	-	-	-	-	-	-	-	-	9	-
National Anti-doping Center of Ukraine	NADO	NADC Ukraine	-	-	-	8	-	-	-	-	-	-	-	-	8	-
Italian National Anti-Doping Agency	NADO	NADO ITALIA	-	-	-	6	-	1	-	-	-	1	-	-	7	14%
International Blind Sport Association	OTHER-CS	IBSA	6	-	-	-	-	-	1	-	-	-	-	-	7	-
UK Anti-Doping	NADO	UKAD	-	-	-	6	-	-	-	-	-	-	-	-	6	-
Kazakhstan National Anti-Doping Centre	NADO	KAZ-NADO	-	-	-	5	-	-	-	-	-	-	-	-	5	-
Mongolian National Anti-Doping Organization	NADO	MGL-NADO	-	-	-	5	-	-	-	-	-	-	-	-	5	-
Turkish Anti Doping Commission	NADO	TADC	4	-	-	-	-	-	-	-	-	-	-	-	4	-
Georgian Anti-Doping Agency	NADO	GEO-NADO	-	-	-	4	-	-	-	-	-	-	-	-	4	-
China Anti-Doping Agency	NADO	CHINADA	-	-	-	2	-	-	-	-	-	-	-	-	2	-
Braslian Authority on Anti-Doping Control	NADO	ABCD	-	-	-	1	-	-	-	-	-	1	-	-	2	-
South American RADO	RADO	RADO-SAM	-	-	-	1	-	-	-	-	-	-	-	-	1	-
Russian National Anti-Doping Organization	NADO	RUSADA	-	-	-	1	-	-	-	-	-	-	-	-	1	-
			<b>10</b>	<b>0</b>	<b>0</b>	<b>57</b>	<b>0</b>	<b>1</b>	<b>1</b>	<b>0</b>	<b>0</b>	<b>2</b>	<b>0</b>	<b>0</b>	<b>70</b>	

**Table 152: Sports for Athletes with an Impairment - Karate**

Testing Authority (TA)	TA Category	ADAMS Code	Urine						Blood						Total Samples	% AAF
			IC			OOC			IC			OOC				
			Samples	ATF	AAF	Samples	ATF	AAF	Samples	ATF	AAF	Samples	ATF	AAF		
National Anti-doping Center of Ukraine	NADO	NADC Ukraine	-	-	-	3	-	-	-	-	-	-	-	-	3	-
			<b>0</b>	<b>0</b>	<b>0</b>	<b>3</b>	<b>0</b>	<b>0</b>	<b>0</b>	<b>0</b>	<b>0</b>	<b>0</b>	<b>0</b>	<b>0</b>	<b>3</b>	

**Table 153: Sports for Athletes with an Impairment - Luge**

Testing Authority (TA)	TA Category	ADAMS Code	Urine						Blood						Total Samples	% AAF
			IC			OOC			IC			OOC				
			Samples	ATF	AAF	Samples	ATF	AAF	Samples	ATF	AAF	Samples	ATF	AAF		
German National Anti-Doping Agency	NADO	NADA	-	-	-	2	-	-	-	-	-	-	-	-	2	-
			<b>0</b>	<b>0</b>	<b>0</b>	<b>2</b>	<b>0</b>	<b>0</b>	<b>0</b>	<b>0</b>	<b>0</b>	<b>0</b>	<b>0</b>	<b>0</b>	<b>2</b>	

**Table 154: Sports for Athletes with an Impairment - Para-Bowling**

Testing Authority (TA)	TA Category	ADAMS Code	Urine						Blood						Total Samples	% AAF
			IC			OOC			IC			OOC				
			Samples	ATF	AAF	Samples	ATF	AAF	Samples	ATF	AAF	Samples	ATF	AAF		
none	-	-	-	-	-	-	-	-	-	-	-	-	-	-	0	n/a
			<b>0</b>	<b>0</b>	<b>0</b>	<b>0</b>	<b>0</b>	<b>0</b>	<b>0</b>	<b>0</b>	<b>0</b>	<b>0</b>	<b>0</b>	<b>0</b>	<b>0</b>	

**Table 155: Sports for Athletes with an Impairment - ParaVolley**

Testing Authority (TA)	TA Category	ADAMS Code	Urine						Blood						Total Samples	% AAF
			IC			OOC			IC			OOC				
			Samples	ATF	AAF	Samples	ATF	AAF	Samples	ATF	AAF	Samples	ATF	AAF		
US Anti-Doping Agency	NADO	USADA	1	-	-	12	-	-	-	-	-	-	-	-	13	-
National Anti-doping Center of Ukraine	NADO	NADC Ukraine	-	-	-	11	-	-	-	-	-	-	-	-	11	-
Doping Control Agency of Thailand	NADO	DCAT	-	-	-	11	-	-	-	-	-	-	-	-	11	-
Italian National Anti-Doping Agency	NADO	NADO ITALIA	-	-	-	8	-	1	-	-	-	-	-	-	8	13%
Braslian Authority on Anti-Doping Control	NADO	ABCD	-	-	-	8	-	-	-	-	-	-	-	-	8	-
World Paravolley	OTHER-CS	WPV	5	-	-	1	-	-	-	-	-	-	-	-	6	-
German National Anti-Doping Agency	NADO	NADA	-	-	-	4	-	-	-	-	-	-	-	-	4	-
China Anti-Doping Agency	NADO	CHINADA	-	-	-	3	-	-	-	-	-	-	-	-	3	-
			<b>6</b>	<b>-</b>	<b>-</b>	<b>58</b>	<b>-</b>	<b>1</b>	<b>-</b>	<b>-</b>	<b>-</b>	<b>-</b>	<b>-</b>	<b>-</b>	<b>64</b>	

**Table 156: Sports for Athletes with an Impairment - Powerlifting**

Testing Authority (TA)	TA Category	ADAMS Code	Urine						Blood						Total Samples	% AAF
			IC			OOC			IC			OOC				
			Samples	ATF	AAF	Samples	ATF	AAF	Samples	ATF	AAF	Samples	ATF	AAF		
none	-	-	-	-	-	-	-	-	-	-	-	-	-	-	0	n/a
			<b>0</b>	<b>0</b>	<b>0</b>	<b>0</b>	<b>0</b>	<b>0</b>	<b>0</b>	<b>0</b>	<b>0</b>	<b>0</b>	<b>0</b>	<b>0</b>	<b>0</b>	

**Table 157: Sports for Athletes with an Impairment - Rowing**

Testing Authority (TA)	TA Category	ADAMS Code	Urine						Blood						Total Samples	% AAF
			IC			OOC			IC			OOC				
			Samples	ATF	AAF	Samples	ATF	AAF	Samples	ATF	AAF	Samples	ATF	AAF		
Russian National Anti-Doping Organization	NADO	RUSADA	14	-	1	20	-	-	-	-	-	-	-	-	34	3%
Italian National Anti-Doping Agency	NADO	NADO ITALIA	-	-	-	19	-	-	-	-	-	4	-	-	23	-
French Anti-Doping Agency	NADO	AFLD-NADO	-	-	-	22	-	-	-	-	-	-	-	-	22	-
International Rowing Federation	ASOIF	FISA	2	-	-	16	-	-	-	-	-	1	-	-	19	-
US Anti-Doping Agency	NADO	USADA	-	-	-	14	-	-	-	-	-	-	-	-	14	-
UK Anti-Doping	NADO	UKAD	-	-	-	12	-	-	-	-	-	1	-	-	13	-
Doping Authority Netherlands	NADO	DAN	-	-	-	9	-	-	-	-	-	-	-	-	9	-
Sport Integrity Australia	NADO	SIA	-	-	-	4	-	-	-	-	-	1	-	-	5	-
National Anti-doping Center of Ukraine	NADO	NADC Ukraine	-	-	-	5	-	-	-	-	-	-	-	-	5	-
Hungarian Anti-Doping Agency	NADO	HUNADO	2	-	-	-	-	-	-	-	-	-	-	-	2	-
China Anti-Doping Agency	NADO	CHINADA	-	-	-	1	-	-	-	-	-	-	-	-	1	-
Anti-Doping Norway	NADO	ADNO	-	-	-	1	-	-	-	-	-	-	-	-	1	-
German National Anti-Doping Agency	NADO	NADA	-	-	-	1	-	-	-	-	-	-	-	-	1	-
			<b>18</b>	<b>0</b>	<b>1</b>	<b>124</b>	<b>0</b>	<b>0</b>	<b>0</b>	<b>0</b>	<b>0</b>	<b>7</b>	<b>0</b>	<b>0</b>	<b>149</b>	

**2020 Anti-Doping Testing Figures**  
**Samples Analyzed and Reported by Accredited Laboratories in ADAMS**

**Table 158: Sports for Athletes with an Impairment - Rugby**

Testing Authority (TA)	TA Category	ADAMS Code	Urine						Blood						Total Samples	% AAF
			IC			OOC			IC			OOC				
			Samples	ATF	AAF	Samples	ATF	AAF	Samples	ATF	AAF	Samples	ATF	AAF		
US Anti-Doping Agency	NADO	USADA	-	-	-	14	-	-	-	-	-	-	-	-	14	-
Japan Anti-Doping Agency	NADO	JADA	-	-	-	10	-	-	-	-	-	-	-	-	10	-
UK Anti-Doping	NADO	UKAD	4	-	-	4	-	-	-	-	-	-	-	-	8	-
World Wheelchair Rugby	OTHER-CS	IWRF	6	-	-	-	-	-	-	-	-	-	-	-	6	-
Anti-Doping Sweden	NADO	ADSE	-	-	-	4	-	-	-	-	-	-	-	-	4	-
Brasilian Authority on Anti-Doping Control	NADO	ABCD	-	-	-	4	-	-	-	-	-	-	-	-	4	-
Korea Anti-Doping Agency	NADO	KADA	-	-	-	2	-	-	-	-	-	-	-	-	2	-
			<b>10</b>	<b>0</b>	<b>0</b>	<b>38</b>	<b>0</b>	<b>0</b>	<b>0</b>	<b>0</b>	<b>0</b>	<b>0</b>	<b>0</b>	<b>0</b>	<b>48</b>	

**Table 159: Sports for Athletes with an Impairment - Shooting**

Testing Authority (TA)	TA Category	ADAMS Code	Urine						Blood						Total Samples	% AAF
			IC			OOC			IC			OOC				
			Samples	ATF	AAF	Samples	ATF	AAF	Samples	ATF	AAF	Samples	ATF	AAF		
none	-	-	-	-	-	-	-	-	-	-	-	-	-	-	0	n/a
			<b>0</b>	<b>0</b>	<b>0</b>	<b>0</b>	<b>0</b>	<b>0</b>	<b>0</b>	<b>0</b>	<b>0</b>	<b>0</b>	<b>0</b>	<b>0</b>	<b>0</b>	

**Table 160: Sports for Athletes with an Impairment - Showdown**

Testing Authority (TA)	TA Category	ADAMS Code	Urine						Blood						Total Samples	% AAF
			IC			OOC			IC			OOC				
			Samples	ATF	AAF	Samples	ATF	AAF	Samples	ATF	AAF	Samples	ATF	AAF		
none	-	-	-	-	-	-	-	-	-	-	-	-	-	-	0	n/a
			<b>0</b>	<b>0</b>	<b>0</b>	<b>0</b>	<b>0</b>	<b>0</b>	<b>0</b>	<b>0</b>	<b>0</b>	<b>0</b>	<b>0</b>	<b>0</b>	<b>0</b>	

**Table 161: Sports for Athletes with an Impairment - Skiing**

Testing Authority (TA)	TA Category	ADAMS Code	Urine						Blood						Total Samples	% AAF
			IC			OOC			IC			OOC				
			Samples	ATF	AAF	Samples	ATF	AAF	Samples	ATF	AAF	Samples	ATF	AAF		
none	-	-	-	-	-	-	-	-	-	-	-	-	-	-	0	n/a
			<b>0</b>	<b>0</b>	<b>0</b>	<b>0</b>	<b>0</b>	<b>0</b>	<b>0</b>	<b>0</b>	<b>0</b>	<b>0</b>	<b>0</b>	<b>0</b>	<b>0</b>	

**Table 162: Sports for Athletes with an Impairment - Sport Climbing**

Testing Authority (TA)	TA Category	ADAMS Code	Urine						Blood						Total Samples	% AAF
			IC			OOC			IC			OOC				
			Samples	ATF	AAF	Samples	ATF	AAF	Samples	ATF	AAF	Samples	ATF	AAF		
none	-	-	-	-	-	-	-	-	-	-	-	-	-	-	0	n/a
			<b>0</b>	<b>0</b>	<b>0</b>	<b>0</b>	<b>0</b>	<b>0</b>	<b>0</b>	<b>0</b>	<b>0</b>	<b>0</b>	<b>0</b>	<b>0</b>	<b>0</b>	

**Table 163: Sports for Athletes with an Impairment - Table Tennis**

Testing Authority (TA)	TA Category	ADAMS Code	Urine						Blood						Total Samples	% AAF
			IC			OOC			IC			OOC				
			Samples	ATF	AAF	Samples	ATF	AAF	Samples	ATF	AAF	Samples	ATF	AAF		
Doping Control Agency of Thailand	NADO	DCAT	-	-	-	11	-	-	-	-	-	-	-	-	11	-
Kazakhstan National Anti-Doping Centre	NADO	KAZ-NADO	-	-	-	8	-	-	-	-	-	-	-	-	8	-
UK Anti-Doping	NADO	UKAD	7	-	-	-	-	-	-	-	-	-	-	-	7	-
Hungarian Anti-Doping Agency	NADO	HUNADO	-	-	-	6	-	-	-	-	-	-	-	-	6	-
Nigerian National Anti-Doping Committee	NADO	NGR-NADO	-	-	-	5	-	-	-	-	-	-	-	-	5	-
Korea Anti-Doping Agency	NADO	KADA	-	-	-	5	-	-	-	-	-	-	-	-	5	-
Brasilian Authority on Anti-Doping Control	NADO	ABCD	-	-	-	4	-	-	-	-	-	-	-	-	4	-
National Anti-doping Center of Ukraine	NADO	NADC Ukraine	-	-	-	4	-	-	-	-	-	-	-	-	4	-
French Community of Belgium NADO	NADO	BEL-CFWB	2	-	-	-	-	-	1	-	-	-	-	-	3	-
China Anti-Doping Agency	NADO	CHINADA	-	-	-	3	-	-	-	-	-	-	-	-	3	-
German National Anti-Doping Agency	NADO	NADA	-	-	-	3	-	-	-	-	-	-	-	-	3	-
National Anti-Doping Agency Austria GmbH	NADO	NADA Austria	-	-	-	3	-	-	-	-	-	-	-	-	3	-
Sport Integrity Australia	NADO	SIA	-	-	-	2	-	-	-	-	-	-	-	-	2	-
Slovak Anti-Doping Agency	NADO	SADA	-	-	-	1	-	-	-	-	-	1	-	-	2	-
Japan Anti-Doping Agency	NADO	JADA	-	-	-	2	-	-	-	-	-	-	-	-	2	-
Hong Kong Anti-Doping Committee	NADO	HKG-ADC	-	-	-	1	-	-	-	-	-	-	-	-	1	-
West Asia RADO	RADO	W-ASIA-RADO	-	-	-	1	-	-	-	-	-	-	-	-	1	-
Colombian NADO	NADO	COL-NADO	-	-	-	1	-	-	-	-	-	-	-	-	1	-
Romanian National Anti-Doping Agency	NADO	ANAD-Romania	-	-	-	1	-	-	-	-	-	-	-	-	1	-
Doping Authority Netherlands	NADO	DAN	-	-	-	1	-	-	-	-	-	-	-	-	1	-
Finnish Center for Integrity in Sports	NADO	FINCIS	1	-	-	-	-	-	-	-	-	-	-	-	1	-
			<b>10</b>	<b>0</b>	<b>0</b>	<b>62</b>	<b>0</b>	<b>0</b>	<b>1</b>	<b>0</b>	<b>0</b>	<b>1</b>	<b>0</b>	<b>0</b>	<b>74</b>	

**Table 164: Sports for Athletes with an Impairment - Taekwondo**

Testing Authority (TA)	TA Category	ADAMS Code	Urine						Blood						Total Samples	% AAF
			IC			OOC			IC			OOC				
			Samples	ATF	AAF	Samples	ATF	AAF	Samples	ATF	AAF	Samples	ATF	AAF		
World Taekwondo	ASOIF	WT	17	-	-	42	-	-	3	-	-	4	-	-	66	-
UK Anti-Doping	NADO	UKAD	-	-	-	8	-	-	-	-	-	-	-	-	8	-
Azerbaijan National Anti-Doping Agency	NADO	AMADA	-	-	-	5	-	-	-	-	-	-	-	-	5	-
US Anti-Doping Agency	NADO	USADA	-	-	-	4	-	1	-	-	-	-	-	-	4	25%
Mongolian National Anti-Doping Organization	NADO	MGL-NADO	-	-	-	3	-	-	-	-	-	-	-	-	3	-
Cuban National Anti-Doping Agency	NADO	CUB-NADO	-	-	-	3	-	-	-	-	-	-	-	-	3	-
Japan Anti-Doping Agency	NADO	JADA	-	-	-	3	-	-	-	-	-	-	-	-	3	-
Kazakhstan National Anti-Doping Centre	NADO	KAZ-NADO	-	-	-	3	-	-	-	-	-	-	-	-	3	-
Canadian Centre for Ethics in Sport	NADO	CCES	-	-	-	2	-	-	-	-	-	-	-	-	2	-
Egyptian National Anti-doping Organization	NADO	EGY-NADO	-	-	-	2	-	-	-	-	-	-	-	-	2	-
South American RADO	RADO	RADO-SAM	-	-	-	1	-	-	-	-	-	-	-	-	1	-
French Anti-Doping Agency	NADO	AFLD-NADO	-	-	-	1	-	-	-	-	-	-	-	-	1	-
Central Asia RADO	RADO	RADOCA-RADO	-	-	-	1	-	-	-	-	-	-	-	-	1	-
Lembaga Anti-Doping Indonesia	NADO	LADI	-	-	-	1	-	-	-	-	-	-	-	-	1	-
Caribbean RADO	RADO	CAR-RADO	-	-	-	1	-	-	-	-	-	-	-	-	1	-
China Anti-Doping Agency	NADO	CHINADA	-	-	-	1	-	-	-	-	-	-	-	-	1	-
I.R Iran National Anti-Doping Organization	NADO	IRI-NADO	-	-	-	1	-	-	-	-	-	-	-	-	1	-
German National Anti-Doping Agency	NADO	NADA	-	-	-	1	-	-	-	-	-	-	-	-	1	-
Italian National Anti-Doping Agency	NADO	NADO ITALIA	-	-	-	1	-	-	-	-	-	-	-	-	1	-
			<b>17</b>	<b>0</b>	<b>0</b>	<b>84</b>	<b>0</b>	<b>1</b>	<b>3</b>	<b>0</b>	<b>0</b>	<b>4</b>	<b>0</b>	<b>0</b>	<b>108</b>	

**Table 165: Sports for Athletes with an Impairment - Tennis**

Testing Authority (TA)	TA Category	ADAMS Code	Urine						Blood						Total Samples	% AAF
			IC			OOC			IC			OOC				
			Samples	ATF	AAF	Samples	ATF	AAF	Samples	ATF	AAF	Samples	ATF	AAF		
International Tennis Federation	ASOIF	ITF	5	-	-	37	-	-	-	-	-	32	-	-	74	-
US Anti-Doping Agency	NADO	USADA	-	-	-	18	-	-	-	-	-	-	-	-	18	-
UK Anti-Doping	NADO	UKAD	3	-	-	5	-	-	-	-	-	1	-	-	9	-
Italian National Anti-Doping Agency	NADO	NADO ITALIA	8	-	-	-	-	-	-	-	-	-	-	-	8	-
Hungarian Anti-Doping Agency	NADO	HUNADO	3	-	-	-	-	-	-	-	-	-	-	-	3	-
Slovak Anti-Doping Agency	NADO	SADA	-	-	-	1	-	-	-	-	-	1	-	-	2	-
National Anti-Doping Agency Austria GmbH	NADO	NADA Austria	-	-	-	1	-	-	-	-	-	-	-	-	1	-
Sport Integrity Australia	NADO	SIA	-	-	-	1	-	-	-	-	-	-	-	-	1	-
Finnish Center for Integrity in Sports	NADO	FINCIS	-	-	-	1	-	-	-	-	-	-	-	-	1	-
Doping Authority Netherlands	NADO	DAN	-	-	-	1	-	-	-	-	-	-	-	-	1	-
China Anti-Doping Agency	NADO	CHINADA	-	-	-	1	-	-	-	-	-	-	-	-	1	-
Japan Anti-Doping Agency	NADO	JADA	-	-	-	1	-	-	-	-	-	-	-	-	1	-
			<b>19</b>	<b>0</b>	<b>0</b>	<b>67</b>	<b>0</b>	<b>0</b>	<b>0</b>	<b>0</b>	<b>0</b>	<b>34</b>	<b>0</b>	<b>0</b>	<b>120</b>	

**Table 166: Sports for Athletes with an Impairment - Triathlon**

Testing Authority (TA)	TA Category	ADAMS Code	Urine						Blood						Total Samples	% AAF
			IC			OOC			IC			OOC				
			Samples	ATF	AAF	Samples	ATF	AAF	Samples	ATF	AAF	Samples	ATF	AAF		
International Triathlon Union	ASOIF	ITU	26	-	-	16	-	-	-	-	-	-	-	-	42	-
US Anti-Doping Agency	NADO	USADA	-	-	-	34	-	3	-	-	-	1	-	-	35	9%
UK Anti-Doping	NADO	UKAD	-	-	-	16	-	-	-	-	-	3	-	-	19	-
Doping Authority Netherlands	NADO	DAN	5	-	-	10	-	-	-	-	-	-	-	-	15	-
Japan Anti-Doping Agency	NADO	JADA	-	-	-	10	-	-	-	-	-	1	-	-	11	-
National Anti-Doping Agency Austria GmbH	NADO	NADA Austria	5	-	-	4	-	-	-	-	-	1	-	-	10	-
Sport Integrity Australia	NADO	SIA	-	-	-	7	-	-	-	-	-	-	-	-	7	-
Russian National Anti-Doping Organization	NADO	RUSADA	-	-	-	7	-	-	-	-	-	-	-	-	7	-
French Anti-Doping Agency	NADO	AFLD-NADO	-	-	-	7	-	-	-	-	-	-	-	-	7	-
Spain National Anti-Doping Agency	NADO	ESP-NADO	6	-	-	1	-	-	-	-	-	-	-	-	7	-
Italian National Anti-Doping Agency	NADO	NADO ITALIA	2	-	-	2	-	-	-	-	-	1	-	-	5	-
German National Anti-Doping Agency	NADO	NADA	-	-	-	5	-	-	-	-	-	-	-	-	5	-
National Anti-Doping Agency of Tunisia	NADO	ANAD	-	-	-	3	-	-	-	-	-	1	-	-	4	-
Canadian Centre for Ethics in Sport	NADO	CCES	-	-	-	3	-	-	-	-	-	1	-	-	4	-
Antidoping Switzerland	NADO	ADCH	-	-	-	4	-	-	-	-	-	-	-	-	4	-
Finnish Center for Integrity in Sports	NADO	FINCIS	-	-	-	4	-	1	-	-	-	-	-	-	4	25%
South African Institute for Drug-Free Sport	NADO	SAIDS	3	-	1	-	-	-	-	-	-	-	-	-	3	33%
China Anti-Doping Agency	NADO	CHINADA	-	-	-	1	-	-	-	-	-	-	-	-	1	-
Colombian NADO	NADO	COL-NADO	-	-	-	1	-	-	-	-	-	-	-	-	1	-
Anti-Doping Denmark	NADO	ADD	-	-	-	1	-	-	-	-	-	-	-	-	1	-
			<b>47</b>	<b>0</b>	<b>1</b>	<b>136</b>	<b>0</b>	<b>4</b>	<b>0</b>	<b>0</b>	<b>0</b>	<b>9</b>	<b>0</b>	<b>0</b>	<b>192</b>	

**Table 167: Sports for Athletes with an Impairment - Volleyball and Sitting Volleyball (R )**

Testing Authority (TA)	TA Category	ADAMS Code	Urine						Blood						Total Samples	% AAF
			IC			OOC			IC			OOC				
			Samples	ATF	AAF	Samples	ATF	AAF	Samples	ATF	AAF	Samples	ATF	AAF		
			<b>Volleyball</b>													
German National Anti-Doping Agency	NADO	NADA	-	-	-	2	-	-	-	-	-	-	-	-	2	-
			<b>Sitting Volleyball (R )</b>													
Testing Authority (TA)	TA Category	ADAMS Code	Urine						Blood						Total Samples	% AAF
Finnish Center for Integrity in Sports	NADO	FINCIS	4	-	-	-	-	-	-	-	-	-	-	-	4	-
			<b>4</b>	<b>0</b>	<b>0</b>	<b>0</b>	<b>0</b>	<b>0</b>	<b>0</b>	<b>0</b>	<b>0</b>	<b>0</b>	<b>0</b>	<b>0</b>	<b>4</b>	

**2020 Anti-Doping Testing Figures**  
**Samples Analyzed and Reported by Accredited Laboratories in ADAMS**

**Table 168: Sports for Athletes with an Impairment - Wrestling**

Testing Authority (TA)	TA Category	ADAMS Code	Urine						Blood						Total Samples	% AAF	
			IC			OOC			IC			OOC					
			Samples	ATF	AAF	Samples	ATF	AAF	Samples	ATF	AAF	Samples	ATF	AAF			
Kazakhstan National Anti-Doping Centre	NADO	KAZ-NADO	-	-	-	10	-	-	-	-	-	-	-	-	-	10	-
Turkish Anti Doping Commission	NADO	TADC	5	-	1	-	-	-	-	-	-	-	-	-	-	5	20%
United World Wrestling	ASOIF	UWW	-	-	-	1	-	-	-	-	-	-	-	-	-	1	-
Russian National Anti-Doping Organization	NADO	RUSADA	-	-	-	1	-	-	-	-	-	-	-	-	-	1	-
			5	0	1	12	0	0	0	0	0	0	0	0	17		

**2020 Anti-Doping Testing Figures**  
**Samples Analyzed and Reported by Accredited Laboratories in ADAMS**

**Table 169: Other Sports - Code Signatories - Australian Rules Football**

Testing Authority (TA)	TA Category	ADAMS Code	Urine						Blood						Total Samples	% AAF
			IC			OOC			IC			OOC				
			Samples	ATF	AAF	Samples	ATF	AAF	Samples	ATF	AAF	Samples	ATF	AAF		
<b>Sport Integrity Australia</b>	NADO	SIA	56	-	-	190	-	-	-	-	-	2	-	-	248	0%
			56	0	0	190	0	0	0	0	0	2	0	0	248	

**Table 170: Other Sports - Code Signatories - Bowls**

Testing Authority (TA)	TA Category	ADAMS Code	Urine						Blood						Total Samples	% AAF
			IC			OOC			IC			OOC				
			Samples	ATF	AAF	Samples	ATF	AAF	Samples	ATF	AAF	Samples	ATF	AAF		
<b>none</b>	-	-	-	-	-	-	-	-	-	-	-	-	-	-	0	n/a
			0	0	0	0	0	0	0	0	0	0	0	0	0	

**Table 171: Other Sports - Code Signatories - Cheerleading**

Testing Authority (TA)	TA Category	ADAMS Code	Urine						Blood						Total Samples	% AAF
			IC			OOC			IC			OOC				
			Samples	ATF	AAF	Samples	ATF	AAF	Samples	ATF	AAF	Samples	ATF	AAF		
<b>none</b>	-	-	-	-	-	-	-	-	-	-	-	-	-	-	0	n/a
			0	0	0	0	0	0	0	0	0	0	0	0	0	

**Table 172: Other Sports - Code Signatories - Electronic Sports**

Testing Authority (TA)	TA Category	ADAMS Code	Urine						Blood						Total Samples	% AAF
			IC			OOC			IC			OOC				
			Samples	ATF	AAF	Samples	ATF	AAF	Samples	ATF	AAF	Samples	ATF	AAF		
<b>Finnish Center for Integrity in Sports</b>	NADO	FINCIS	2	-	-	-	-	-	-	-	-	-	-	-	2	0%
			2	0	0	0	0	0	0	0	0	0	0	0	2	

**Table 173: Other Sports - Code Signatories - Karate (Shinkyokushin WKO)**

Testing Authority (TA)	TA Category	ADAMS Code	Urine						Blood						Total Samples	% AAF
			IC			OOC			IC			OOC				
			Samples	ATF	AAF	Samples	ATF	AAF	Samples	ATF	AAF	Samples	ATF	AAF		
<b>NADO Flanders</b>	NADO	NADOF	8	-	-	-	-	-	-	-	-	-	-	-	8	0%
<b>Japan Anti-Doping Agency</b>	NADO	JADA	6	-	-	-	-	-	-	-	-	-	-	-	6	0%
<b>World Karate Organization</b>	OTHER-CS	WKO	3	-	-	-	-	-	-	-	-	-	-	-	3	0%
			17	0	0	0	0	0	0	0	0	0	0	0	17	

**Table 174: Other Sports - Code Signatories - Kettlebell Lifting**

Testing Authority (TA)	TA Category	ADAMS Code	Urine						Blood						Total Samples	% AAF
			IC			OOC			IC			OOC				
			Samples	ATF	AAF	Samples	ATF	AAF	Samples	ATF	AAF	Samples	ATF	AAF		
<b>National Anti-doping Center of Ukraine</b>	NADO	NADC Ukraine	15	-	1	18	2	-	-	-	-	10	-	-	43	2%
<b>International Union of Kettlebell Lifting</b>	OTHER-CS	IUKL	20	-	-	-	-	-	-	-	-	-	-	-	20	0%
<b>Finnish Center for Integrity in Sports</b>	NADO	FINCIS	6	-	-	2	-	-	2	-	-	-	-	-	10	0%
<b>Kazakhstan National Anti-Doping Centre</b>	NADO	KAZ-NADO	-	-	-	3	-	-	-	-	-	-	-	-	3	0%
			41	0	1	23	2	0	2	0	0	10	0	0	76	

**Table 175: Other Sports - Code Signatories - Kudo**

Testing Authority (TA)	TA Category	ADAMS Code	Urine						Blood						Total Samples	% AAF
			IC			OOC			IC			OOC				
			Samples	ATF	AAF	Samples	ATF	AAF	Samples	ATF	AAF	Samples	ATF	AAF		
<b>Kudo International Federation</b>	OTHER-CS	KIF	-	-	-	1	-	-	-	-	-	-	-	-	1	0%
			0	0	0	1	0	0	0	0	0	0	0	0	1	

**Table 176: Other Sports - Code Signatories - Kurash**

Testing Authority (TA)	TA Category	ADAMS Code	Urine						Blood						Total Samples	% AAF
			IC			OOC			IC			OOC				
			Samples	ATF	AAF	Samples	ATF	AAF	Samples	ATF	AAF	Samples	ATF	AAF		
<b>none</b>	-	-	-	-	-	-	-	-	-	-	-	-	-	-	0	n/a
			0	0	0	0	0	0	0	0	0	0	0	0	0	

**Table 177: Other Sports - Code Signatories - Poker**

Testing Authority (TA)	TA Category	ADAMS Code	Urine						Blood						Total Samples	% AAF
			IC			OOC			IC			OOC				
			Samples	ATF	AAF	Samples	ATF	AAF	Samples	ATF	AAF	Samples	ATF	AAF		
<b>none</b>	-	-	-	-	-	-	-	-	-	-	-	-	-	-	0	n/a
			0	0	0	0	0	0	0	0	0	0	0	0	0	

**Table 178: Other Sports - Code Signatories - Pole Sports**

Testing Authority (TA)	TA Category	ADAMS Code	Urine						Blood						Total Samples	% AAF
			IC			OOC			IC			OOC				
			Samples	ATF	AAF	Samples	ATF	AAF	Samples	ATF	AAF	Samples	ATF	AAF		
<b>none</b>	-	-	-	-	-	-	-	-	-	-	-	-	-	-	0	n/a
			0	0	0	0	0	0	0	0	0	0	0	0	0	



**2020 Anti-Doping Testing Figures**  
**Samples Analyzed and Reported by Accredited Laboratories in ADAMS**

**Table 179: Other Sports - Code Signatories - Rugby League**

Testing Authority (TA)	TA Category	ADAMS Code	Urine						Blood						Total Samples	% AAF
			IC			OOC			IC			OOC				
			Samples	ATF	AAF	Samples	ATF	AAF	Samples	ATF	AAF	Samples	ATF	AAF		
Sport Integrity Australia	NADO	SIA	61	-	2	391	-	2	-	-	-	48	-	-	500	1%
UK Anti-Doping	NADO	UKAD	76	-	1	295	-	2	-	-	-	27	-	-	398	1%
French Anti-Doping Agency	NADO	AFLD-NADO	48	-	-	119	-	4	-	-	-	2	-	-	169	2%
Drug Free Sport New Zealand	NADO	DFSNZ	16	-	-	-	-	-	-	-	-	-	-	-	16	0%
Anti-Doping Agency of Serbia	NADO	ADAS	10	-	-	-	-	-	-	-	-	-	-	10	0%	
Sri Lanka Anti Doping Agency	NADO	SRI-NADO	4	-	-	-	-	-	-	-	-	-	-	4	0%	
Anti-Doping Commission of Malta	NADO	MLT-NADO	2	-	-	-	-	-	-	-	-	-	-	2	0%	
			<b>217</b>	<b>0</b>	<b>3</b>	<b>805</b>	<b>0</b>	<b>8</b>	<b>0</b>	<b>0</b>	<b>0</b>	<b>77</b>	<b>0</b>	<b>0</b>	<b>1099</b>	

**Table 180: Other Sports - Code Signatories - ITF Taekwondo**

Testing Authority (TA)	TA Category	ADAMS Code	Urine						Blood						Total Samples	% AAF
			IC			OOC			IC			OOC				
			Samples	ATF	AAF	Samples	ATF	AAF	Samples	ATF	AAF	Samples	ATF	AAF		
HADA - Hellenic Antidoping Agency	NADO	EOKAN	16	-	2	-	-	-	-	-	-	-	-	-	16	13%
French Anti-Doping Agency	NADO	AFLD-NADO	12	-	-	-	-	-	-	-	-	-	-	-	12	0%
Finnish Center for Integrity in Sports	NADO	FINCIS	4	-	-	-	-	-	2	-	-	-	-	-	6	0%
Romanian National Anti-Doping Agency	NADO	ANAD-Romania	-	-	-	5	-	-	-	-	-	-	-	-	5	0%
World Taekwondo	ASOIF	WT	1	-	-	2	-	-	-	-	-	1	-	-	4	0%
Slovenian Antidoping Organization	NADO	SLOADO	-	-	-	3	-	-	-	-	-	-	-	3	0%	
NADO Flanders	NADO	NADOF	-	-	-	2	-	-	-	-	-	-	-	2	0%	
Lembaga Anti-Doping Indonesia	NADO	LADI	-	-	-	2	-	1	-	-	-	-	-	2	50%	
Israeli NADO	NADO	ISR-NADO	-	-	-	2	-	-	-	-	-	-	-	2	0%	
Sport Integrity Australia	NADO	SIA	-	-	-	1	-	-	-	-	-	-	-	1	0%	
Federacion Dominicana de Medicina del Deporte	NADO	FEDOMEDE	-	-	-	1	-	-	-	-	-	-	-	1	0%	
National Anti-Doping Agency Austria GmbH	NADO	NADA Austria	-	-	-	1	-	-	-	-	-	-	-	1	0%	
			<b>33</b>	<b>0</b>	<b>2</b>	<b>19</b>	<b>0</b>	<b>1</b>	<b>2</b>	<b>0</b>	<b>0</b>	<b>1</b>	<b>0</b>	<b>0</b>	<b>55</b>	

**Table 181: Other Sports - Code Signatories - Ironman Triathlon**

Testing Authority (TA)	TA Category	ADAMS Code	Urine						Blood						Total Samples	% AAF
			IC			OOC			IC			OOC				
			Samples	ATF	AAF	Samples	ATF	AAF	Samples	ATF	AAF	Samples	ATF	AAF		
World Triathlon Corporation	OTHER-CS	IRONMAN	36	-	-	46	-	-	-	-	-	-	-	-	82	0%
Antidoping Switzerland	NADO	ADCH	-	-	-	18	-	-	-	-	-	6	-	-	24	0%
Anti-Doping Denmark	NADO	ADD	-	-	-	8	-	-	-	-	-	3	-	-	11	0%
National Anti-Doping Agency Austria GmbH	NADO	NADA Austria	6	-	-	-	-	-	-	-	-	-	-	6	0%	
Sport Integrity Australia	NADO	SIA	-	-	-	5	-	-	-	-	-	-	-	5	0%	
Estonian Anti-Doping Agency	NADO	EADA	-	-	-	4	-	-	-	-	-	-	-	4	0%	
UK Anti-Doping	NADO	UKAD	-	-	-	2	-	-	-	-	-	1	-	3	0%	
Drug Free Sport New Zealand	NADO	DFSNZ	-	-	-	2	-	-	-	-	-	-	-	2	0%	
Colombian NADO	NADO	COL-NADO	-	-	-	1	-	-	-	-	-	-	-	1	0%	
German National Anti-Doping Agency	NADO	NADA	-	-	-	1	-	-	-	-	-	-	-	1	0%	
French Anti-Doping Agency	NADO	AFLD-NADO	1	-	-	-	-	-	-	-	-	-	-	1	0%	
			<b>43</b>	<b>0</b>	<b>0</b>	<b>87</b>	<b>0</b>	<b>0</b>	<b>0</b>	<b>0</b>	<b>0</b>	<b>10</b>	<b>0</b>	<b>0</b>	<b>140</b>	

**2020 Anti-Doping Testing Figures**  
**Samples Analyzed and Reported by Accredited Laboratories in ADAMS**

**Table 182: Other Sports - Code Signatories - Military Sports**

**Military Aquatics**

Testing Authority (TA)	TA Category	ADAMS Code	Urine						Blood						Total Samples	% AAF	
			IC			OOC			IC			OOC					
			Samples	ATF	AAF	Samples	ATF	AAF	Samples	ATF	AAF	Samples	ATF	AAF			
National Anti-Doping Agency Austria GmbH	NADO	NADA Austria	-	-	-	2	-	-	-	-	-	-	-	-	-	2	0%
Sport Ireland	NADO	SI	1	-	-	-	-	-	-	-	-	-	-	-	-	1	0%
National Anti-doping Center of Ukraine	NADO	NADC Ukraine	1	-	-	-	-	-	-	-	-	-	-	-	-	1	0%
Drug Free Sport New Zealand	NADO	DFSNZ	1	-	-	-	-	-	-	-	-	-	-	-	-	1	0%
China Anti-Doping Agency	NADO	CHINADA	-	-	-	1	-	-	-	-	-	-	-	-	-	1	0%
German National Anti-Doping Agency	NADO	NADA	-	-	-	1	-	-	-	-	-	-	-	-	-	1	0%
			<b>3</b>	<b>0</b>	<b>0</b>	<b>4</b>	<b>0</b>	<b>0</b>	<b>0</b>	<b>0</b>	<b>0</b>	<b>0</b>	<b>0</b>	<b>0</b>	<b>7</b>		

**Military Archery**

Testing Authority (TA)	TA Category	ADAMS Code	Urine						Blood						Total Samples	% AAF	
			IC			OOC			IC			OOC					
			Samples	ATF	AAF	Samples	ATF	AAF	Samples	ATF	AAF	Samples	ATF	AAF			
Anti-Doping Agency of Serbia	NADO	ADAS	1	-	-	-	-	-	-	-	-	-	-	-	-	1	0%
			<b>1</b>	<b>0</b>	<b>0</b>	<b>0</b>	<b>0</b>	<b>0</b>	<b>0</b>	<b>0</b>	<b>0</b>	<b>0</b>	<b>0</b>	<b>0</b>	<b>1</b>		

**Military Athletics**

Testing Authority (TA)	TA Category	ADAMS Code	Urine						Blood						Total Samples	% AAF	
			IC			OOC			IC			OOC					
			Samples	ATF	AAF	Samples	ATF	AAF	Samples	ATF	AAF	Samples	ATF	AAF			
US Anti-Doping Agency	NADO	USADA	-	-	-	3	-	-	-	-	-	-	-	-	-	3	0%
China Anti-Doping Agency	NADO	CHINADA	-	-	-	2	-	-	-	-	-	-	-	-	-	2	0%
National Olympic and Sports Association of Iceland	NADO	ISL-NADO	1	-	-	-	-	-	-	-	-	-	-	-	-	1	0%
World Athletics - Athletics Integrity Unit	ASOIF	rd Athletics -	-	-	-	1	-	-	-	-	-	-	-	-	-	1	0%
Doping Authority Netherlands	NADO	DAN	1	-	-	-	-	-	-	-	-	-	-	-	-	1	0%
NADO Flanders	NADO	NADOF	1	-	-	-	-	-	-	-	-	-	-	-	-	1	0%
Polish Anti-Doping Agency	NADO	POLADA	-	-	-	1	-	-	-	-	-	-	-	-	-	1	0%
National Anti Doping Agency -India	NADO	IND-NADO	1	-	-	-	-	-	-	-	-	-	-	-	-	1	0%
Braslian Authority on Anti-Doping Control	NADO	ABCD	1	-	-	-	-	-	-	-	-	-	-	-	-	1	0%
I.R Iran National Anti-Doping Organization	NADO	IRI-NADO	1	-	-	-	-	-	-	-	-	-	-	-	-	1	0%
			<b>6</b>	<b>0</b>	<b>0</b>	<b>7</b>	<b>0</b>	<b>0</b>	<b>0</b>	<b>0</b>	<b>0</b>	<b>0</b>	<b>0</b>	<b>0</b>	<b>13</b>		

**Military Basketball**

Testing Authority (TA)	TA Category	ADAMS Code	Urine						Blood						Total Samples	% AAF	
			IC			OOC			IC			OOC					
			Samples	ATF	AAF	Samples	ATF	AAF	Samples	ATF	AAF	Samples	ATF	AAF			
Qatar Antidoping Commission	NADO	QADC	-	-	-	1	-	-	-	-	-	-	-	-	-	1	0%
			<b>0</b>	<b>0</b>	<b>0</b>	<b>1</b>	<b>0</b>	<b>0</b>	<b>0</b>	<b>0</b>	<b>0</b>	<b>0</b>	<b>0</b>	<b>0</b>	<b>1</b>		

**Military Boxing**

Testing Authority (TA)	TA Category	ADAMS Code	Urine						Blood						Total Samples	% AAF	
			IC			OOC			IC			OOC					
			Samples	ATF	AAF	Samples	ATF	AAF	Samples	ATF	AAF	Samples	ATF	AAF			
Lithuanian Anti-Doping Agency	NADO	LTU-NADO	1	-	-	-	-	-	-	-	-	-	-	-	-	1	0%
			<b>1</b>	<b>0</b>	<b>0</b>	<b>0</b>	<b>0</b>	<b>0</b>	<b>0</b>	<b>0</b>	<b>0</b>	<b>0</b>	<b>0</b>	<b>0</b>	<b>1</b>		

**Military Judo**

Testing Authority (TA)	TA Category	ADAMS Code	Urine						Blood						Total Samples	% AAF	
			IC			OOC			IC			OOC					
			Samples	ATF	AAF	Samples	ATF	AAF	Samples	ATF	AAF	Samples	ATF	AAF			
National Anti-Doping agency of Uzbekistan	NADO	UZNADA	-	-	-	1	-	-	-	-	-	-	-	-	-	1	0%
Polish Anti-Doping Agency	NADO	POLADA	-	-	-	1	-	-	-	-	-	-	-	-	-	1	0%
			<b>0</b>	<b>0</b>	<b>0</b>	<b>2</b>	<b>0</b>	<b>0</b>	<b>0</b>	<b>0</b>	<b>0</b>	<b>0</b>	<b>0</b>	<b>0</b>	<b>2</b>		

**Military Orienteering**

Testing Authority (TA)	TA Category	ADAMS Code	Urine						Blood						Total Samples	% AAF	
			IC			OOC			IC			OOC					
			Samples	ATF	AAF	Samples	ATF	AAF	Samples	ATF	AAF	Samples	ATF	AAF			
Spain National Anti-Doping Agency	NADO	ESP-NADO	2	-	-	-	-	-	-	-	-	-	-	-	-	2	0%
			<b>2</b>	<b>0</b>	<b>0</b>	<b>0</b>	<b>0</b>	<b>0</b>	<b>0</b>	<b>0</b>	<b>0</b>	<b>0</b>	<b>0</b>	<b>0</b>	<b>2</b>		

**Military Shooting**

Testing Authority (TA)	TA Category	ADAMS Code	Urine						Blood						Total Samples	% AAF	
			IC			OOC			IC			OOC					
			Samples	ATF	AAF	Samples	ATF	AAF	Samples	ATF	AAF	Samples	ATF	AAF			
Anti-Doping Denmark	NADO	ADD	3	-	-	-	-	-	-	-	-	-	-	-	-	3	0%
Anti-Doping Bureau of Latvia	NADO	LAT-NADO	-	-	-	2	-	-	-	-	-	-	-	-	-	2	0%
			<b>3</b>	<b>0</b>	<b>0</b>	<b>2</b>	<b>0</b>	<b>0</b>	<b>0</b>	<b>0</b>	<b>0</b>	<b>0</b>	<b>0</b>	<b>0</b>	<b>5</b>		

**Military Skating**

Testing Authority (TA)	TA Category	ADAMS Code	Urine						Blood						Total Samples	% AAF	
			IC			OOC			IC			OOC					
			Samples	ATF	AAF	Samples	ATF	AAF	Samples	ATF	AAF	Samples	ATF	AAF			
China Anti-Doping Agency	NADO	CHINADA	-	-	-	1	-	-	-	-	-	-	-	-	-	1	0%
			<b>0</b>	<b>0</b>	<b>0</b>	<b>1</b>	<b>0</b>	<b>0</b>	<b>0</b>	<b>0</b>	<b>0</b>	<b>0</b>	<b>0</b>	<b>0</b>	<b>1</b>		

**Military Taekwondo**

Testing Authority (TA)	TA Category	ADAMS Code	Urine						Blood						Total Samples	% AAF	
			IC			OOC			IC			OOC					
			Samples	ATF	AAF	Samples	ATF	AAF	Samples	ATF	AAF	Samples	ATF	AAF			
China Anti-Doping Agency	NADO	CHINADA	-	-	-	12	-	-	-	-	-	-	-	-	-	12	0%
			<b>0</b>	<b>0</b>	<b>0</b>	<b>12</b>	<b>0</b>	<b>0</b>	<b>0</b>	<b>0</b>	<b>0</b>	<b>0</b>	<b>0</b>	<b>0</b>	<b>12</b>		

**Military Triathlon**

Testing Authority (TA)	TA Category	ADAMS Code	Urine						Blood						Total Samples	% AAF	
			IC			OOC			IC			OOC					
			Samples	ATF	AAF	Samples	ATF	AAF	Samples	ATF	AAF	Samples	ATF	AAF			
Common Community Commission (Brussels)	NADO	COCOM	-	-	-	3	-	-	-	-	-	1	-	-	1	4	25%
			<b>0</b>	<b>0</b>	<b>0</b>	<b>3</b>	<b>0</b>	<b>0</b>	<b>0</b>	<b>0</b>	<b>0</b>	<b>1</b>	<b>0</b>	<b>1</b>	<b>4</b>		

**2020 Anti-Doping Testing Figures**  
*Samples Analyzed and Reported by Accredited Laboratories in ADAMS*

**Table 183: Other Sports - Code Signatories - University Sports**

**University American Football**

Testing Authority (TA)	TA Category	ADAMS Code	Urine						Blood						Total Samples	% AAF
			IC			OOC			IC			OOC				
			Samples	ATF	AAF	Samples	ATF	AAF	Samples	ATF	AAF	Samples	ATF	AAF		
Canadian Centre for Ethics in Sport	NADO	CCES	-	-	-	21	-	-	-	-	-	10	-	-	31	0%
			0	0	0	21	0	0	0	0	0	10	0	0	31	

**University Aquatics**

Testing Authority (TA)	TA Category	ADAMS Code	Urine						Blood						Total Samples	% AAF
			IC			OOC			IC			OOC				
			Samples	ATF	AAF	Samples	ATF	AAF	Samples	ATF	AAF	Samples	ATF	AAF		
Thailand University Sport Board	Other	THA-UNI (R)	22	-	-	-	-	-	-	-	-	-	-	-	22	0%
Canadian Centre for Ethics in Sport	NADO	CCES	12	-	1	-	-	-	-	-	-	-	-	-	12	8%
German National Anti-Doping Agency	NADO	NADA	3	-	-	1	-	-	-	-	-	-	-	-	4	0%
US Anti-Doping Agency	NADO	USADA	-	-	-	3	-	-	-	-	-	-	-	-	3	0%
International Swimming Federation	ASOIF	FINA	-	-	-	1	-	-	-	-	-	-	-	-	1	0%
Anti-Doping Sweden	NADO	ADSE	-	-	-	1	-	-	-	-	-	-	-	-	1	0%
Anti-Doping Agency of Serbia	NADO	ADAS	1	-	-	-	-	-	-	-	-	-	-	-	1	0%
Common Community Commission (Brussels)	NADO	COCOM	-	-	-	1	-	-	-	-	-	-	-	-	1	0%
			38	0	1	7	0	0	0	0	0	0	0	0	45	

**University Athletics**

Testing Authority (TA)	TA Category	ADAMS Code	Urine						Blood						Total Samples	% AAF
			IC			OOC			IC			OOC				
			Samples	ATF	AAF	Samples	ATF	AAF	Samples	ATF	AAF	Samples	ATF	AAF		
Canadian Centre for Ethics in Sport	NADO	CCES	26	-	-	-	-	-	-	-	-	-	-	-	26	0%
Thailand University Sport Board	Other	THA-UNI (R)	22	-	-	-	-	-	-	-	-	-	-	-	22	0%
China Anti-Doping Agency	NADO	CHINADA	2	-	-	9	-	-	-	-	-	2	-	-	13	0%
German National Anti-Doping Agency	NADO	NADA	5	-	-	2	-	-	-	-	-	-	-	-	7	0%
National Anti Doping Agency -India	NADO	IND-NADO	3	-	-	-	-	-	1	-	-	-	-	-	4	0%
Sport Ireland	NADO	SI	2	-	1	-	-	-	-	-	-	-	-	-	2	50%
Sri Lanka Anti Doping Agency	NADO	SRI-NADO	1	-	-	-	-	-	-	-	-	-	-	-	1	0%
Algerian National Anti-Doping Organization	NADO	ALG-NADO	-	-	-	1	-	-	-	-	-	-	-	-	1	0%
South American RADO	RADO	RADO-SAM	-	-	-	1	-	-	-	-	-	-	-	-	1	0%
			61	0	1	13	0	0	1	0	0	2	0	0	77	

**University Basketball**

Testing Authority (TA)	TA Category	ADAMS Code	Urine						Blood						Total Samples	% AAF
			IC			OOC			IC			OOC				
			Samples	ATF	AAF	Samples	ATF	AAF	Samples	ATF	AAF	Samples	ATF	AAF		
Canadian Centre for Ethics in Sport	NADO	CCES	10	-	-	-	-	-	-	-	-	-	-	-	10	0%
			10	0	0	0	0	0	0	0	0	0	0	0	10	

**University Canoe/Kayak**

Testing Authority (TA)	TA Category	ADAMS Code	Urine						Blood						Total Samples	% AAF
			IC			OOC			IC			OOC				
			Samples	ATF	AAF	Samples	ATF	AAF	Samples	ATF	AAF	Samples	ATF	AAF		
French Anti-Doping Agency	NADO	AFLD-NADO	-	-	-	5	-	-	-	-	-	-	-	-	5	0%
German National Anti-Doping Agency	NADO	NADA	-	-	-	4	-	-	-	-	-	-	-	-	4	0%
China Anti-Doping Agency	NADO	CHINADA	-	-	-	1	-	-	-	-	-	-	-	-	1	0%
			0	0	0	10	0	0	0	0	0	0	0	0	10	

**University Football**

Testing Authority (TA)	TA Category	ADAMS Code	Urine						Blood						Total Samples	% AAF
			IC			OOC			IC			OOC				
			Samples	ATF	AAF	Samples	ATF	AAF	Samples	ATF	AAF	Samples	ATF	AAF		
Mexican National Anti-Doping Committee	NADO	MEX-NADO	-	-	-	1	-	-	-	-	-	-	-	-	1	0%
			0	0	0	1	0	0	0	0	0	0	0	0	1	

**University Ice Hockey**

Testing Authority (TA)	TA Category	ADAMS Code	Urine						Blood						Total Samples	% AAF
			IC			OOC			IC			OOC				
			Samples	ATF	AAF	Samples	ATF	AAF	Samples	ATF	AAF	Samples	ATF	AAF		
Canadian Centre for Ethics in Sport	NADO	CCES	16	-	-	6	-	-	-	-	-	-	-	-	22	0%
			16	0	0	6	0	0	0	0	0	0	0	0	22	

**University Ju Jitsu**

Testing Authority (TA)	TA Category	ADAMS Code	Urine						Blood						Total Samples	% AAF
			IC			OOC			IC			OOC				
			Samples	ATF	AAF	Samples	ATF	AAF	Samples	ATF	AAF	Samples	ATF	AAF		
Thailand University Sport Board	Other	THA-UNI (R)	13	-	-	-	-	-	-	-	-	-	-	-	13	0%
			13	0	0	0	0	0	0	0	0	0	0	0	13	

**University Karate**

Testing Authority (TA)	TA Category	ADAMS Code	Urine						Blood						Total Samples	% AAF
			IC			OOC			IC			OOC				
			Samples	ATF	AAF	Samples	ATF	AAF	Samples	ATF	AAF	Samples	ATF	AAF		
Thailand University Sport Board	Other	THA-UNI (R)	12	-	-	-	-	-	-	-	-	-	-	-	12	0%
			12	0	0	0	0	0	0	0	0	0	0	0	12	

**University Rugby**

Testing Authority (TA)	TA Category	ADAMS Code	Urine						Blood						Total Samples	% AAF
			IC			OOC			IC			OOC				
			Samples	ATF	AAF	Samples	ATF	AAF	Samples	ATF	AAF	Samples	ATF	AAF		
National Anti Doping Agency -India	NADO	IND-NADO	-	-	-	9	-	-	-	-	-	-	-	-	9	0%
			0	0	0	9	0	0	0	0	0	0	0	0	9	

**2020 Anti-Doping Testing Figures**  
**Samples Analyzed and Reported by Accredited Laboratories in ADAMS**

Table 185: Other Sports - Code Signatories - University Sports (continued)

University Sambo			Urine						Blood						Total	%
Testing Authority (TA)	TA Category	ADAMS Code	IC			OOC			IC			OOC			Samples	AAF
			Samples	ATF	AAF	Samples	ATF	AAF	Samples	ATF	AAF	Samples	ATF	AAF		
International Sambo Federation	ARISF	FIAS	1	-	-	-	-	-	-	-	-	-	-	-	1	0%
			1	0	0	0	0	0	0	0	0	0	0	0	1	
University Shooting			Urine						Blood						Total	%
Testing Authority (TA)	TA Category	ADAMS Code	IC			OOC			IC			OOC			Samples	AAF
			Samples	ATF	AAF	Samples	ATF	AAF	Samples	ATF	AAF	Samples	ATF	AAF		
Thailand University Sport Board	Other	THA-UNI (R)	12	-	1	-	-	-	-	-	-	-	-	-	12	8%
			12	0	1	0	0	0	0	0	0	0	0	0	12	
University Skating			Urine						Blood						Total	%
Testing Authority (TA)	TA Category	ADAMS Code	IC			OOC			IC			OOC			Samples	AAF
			Samples	ATF	AAF	Samples	ATF	AAF	Samples	ATF	AAF	Samples	ATF	AAF		
International University Sport Federation	OTHER-CS	FISU	8	-	-	-	-	-	-	-	-	-	-	-	8	0%
			8	0	0	0	0	0	0	0	0	0	0	0	8	
University Taekwondo			Urine						Blood						Total	%
Testing Authority (TA)	TA Category	ADAMS Code	IC			OOC			IC			OOC			Samples	AAF
			Samples	ATF	AAF	Samples	ATF	AAF	Samples	ATF	AAF	Samples	ATF	AAF		
Thailand University Sport Board	Other	THA-UNI (R)	6	-	-	-	-	-	-	-	-	-	-	-	6	0%
			6	0	0	0	0	0	0	0	0	0	0	0	6	
University Volleyball			Urine						Blood						Total	%
Testing Authority (TA)	TA Category	ADAMS Code	IC			OOC			IC			OOC			Samples	AAF
			Samples	ATF	AAF	Samples	ATF	AAF	Samples	ATF	AAF	Samples	ATF	AAF		
Canadian Centre for Ethics in Sport	NADO	CCES	12	-	-	-	-	-	-	-	-	-	-	-	12	0%
Thailand University Sport Board	Other	THA-UNI (R)	12	-	-	-	-	-	-	-	-	-	-	-	12	0%
International Volleyball Federation	ASOIF	FIVB	1	-	-	-	-	-	-	-	-	-	-	-	1	0%
			25	0	0	0	0	0	0	0	0	0	0	0	25	
University Wrestling			Urine						Blood						Total	%
Testing Authority (TA)	TA Category	ADAMS Code	IC			OOC			IC			OOC			Samples	AAF
			Samples	ATF	AAF	Samples	ATF	AAF	Samples	ATF	AAF	Samples	ATF	AAF		
Canadian Centre for Ethics in Sport	NADO	CCES	17	-	2	-	-	-	-	-	-	-	-	-	17	12%
			17	0	2	0	0	0	0	0	0	0	0	0	17	



# 2020 Anti-Doping Testing Figures

## Athlete Biological Passport (ABP) - Blood Analysis

---

## Table of Contents

---

### Total Samples Analyzed

---

Table 1	: Total ABP Samples Analyzed per Year
Table 2	: Total ABP Samples Analyzed per Laboratory
Table 3	: Total ABP Samples Analyzed in ASOIF Sports
Table 4	: Total ABP Samples Analyzed in AIOWF Sports
Table 5	: Total ABP Samples Analyzed in ARISF Sports
Table 6	: Total ABP Samples Analyzed in AIMS Sports
Table 7	: Total ABP Samples Analyzed in IPC Sports
Table 8	: Total ABP Samples Analyzed in Sports for Athletes with an Impairment
Table 9	: Total Samples Analyzed in Other Sports - Code Signatories
Table 10	: Total Samples Analyzed in Other Sports
Table 11	: Total ABP Samples by Testing Authority

### Sports Governed by ASOIF IFs

---

Table 12	: 2020 ABP Testing Figures - ASOIF Sport - Aquatics
Table 13	: 2020 ABP Testing Figures - ASOIF Sport - Archery
Table 14	: 2020 ABP Testing Figures - ASOIF Sport - Athletics
Table 15	: 2020 ABP Testing Figures - ASOIF Sport - Badminton
Table 16	: 2020 ABP Testing Figures - ASOIF Sport - Basketball
Table 17	: 2020 ABP Testing Figures - ASOIF Sport - Boxing
Table 18	: 2020 ABP Testing Figures - ASOIF Sport - Canoe / Kayak
Table 19	: 2020 ABP Testing Figures - ASOIF Sport - Cycling
Table 20	: 2020 ABP Testing Figures - ASOIF Sport - Equestrian
Table 21	: 2020 ABP Testing Figures - ASOIF Sport - Fencing
Table 22	: 2020 ABP Testing Figures - ASOIF Sport - Field Hockey
Table 23	: 2020 ABP Testing Figures - ASOIF Sport - Football
Table 24	: 2020 ABP Testing Figures - ASOIF Sport - Golf
Table 25	: 2020 ABP Testing Figures - ASOIF Sport - Gymnastics
Table 26	: 2020 ABP Testing Figures - ASOIF Sport - Handball
Table 27	: 2020 ABP Testing Figures - ASOIF Sport - Judo
Table 28	: 2020 ABP Testing Figures - ASOIF Sport - Modern Pentathlon
Table 29	: 2020 ABP Testing Figures - ASOIF Sport - Rowing
Table 30	: 2020 ABP Testing Figures - ASOIF Sport - Rugby Union
Table 31	: 2020 ABP Testing Figures - ASOIF Sport - Sailing
Table 32	: 2020 ABP Testing Figures - ASOIF Sport - Shooting
Table 33	: 2020 ABP Testing Figures - ASOIF Sport - Table Tennis
Table 34	: 2020 ABP Testing Figures - ASOIF Sport - Taekwondo
Table 35	: 2020 ABP Testing Figures - ASOIF Sport - Tennis
Table 36	: 2020 ABP Testing Figures - ASOIF Sport - Triathlon
Table 37	: 2020 ABP Testing Figures - ASOIF Sport - Volleyball
Table 38	: 2020 ABP Testing Figures - ASOIF Sport - Weightlifting
Table 39	: 2020 ABP Testing Figures - ASOIF Sport - Wrestling

## Table of Contents

---

### Sports Governed by AIOWF IFs

---

Table 40	: 2020 ABP Testing Figures - AIOWF Sport - Biathlon
Table 41	: 2020 ABP Testing Figures - AIOWF Sport - Bobsleigh
Table 42	: 2020 ABP Testing Figures - AIOWF Sport - Curling
Table 43	: 2020 ABP Testing Figures - AIOWF Sport - Ice Hockey
Table 44	: 2020 ABP Testing Figures - AIOWF Sport - Luge
Table 45	: 2020 ABP Testing Figures - AIOWF Sport - Skating
Table 46	: 2020 ABP Testing Figures - AIOWF Sport - Skiing

### ARISF, AIMS, IPC, Athletes with an Impairment Sports, Other Sport - Code Signatories and Other Sports

---

Table 47	: Total 2020 ABP Testing Figures - ARISF Sports
Table 48	: Total 2020 ABP Testing Figures - AIMS Sports
Table 49	: Total 2020 ABP Testing Figures - IPC Sports/Disciplines
Table 50	: Total 2020 ABP Testing Figures - Sports for Athletes with an Impairment
Table 51	: Total 2020 ABP Testing Figures - Other Sports - Code Signatories
Table 52	: Total 2020 ABP Testing Figures - Other Sports - non-Code Signatories (total)

## Terms and Abbreviations

IC	In-Competition
OOO	Out-of-Competition
Sample	Any biological material collected for the purposes of Doping Control*
AAF	Adverse Analytical Finding
ATF	Atypical Finding
GC/C/IRMS	Gas Chromatograph/Carbon/Isotope Ratio Mass Spectrometry (e.g."IRMS")
ESA	Erythropoiesis Stimulating Agent**
hGH Isoforms	Human Growth Hormone Isoform Differential Immunoassay
hGH Biomarkers	Human Growth Hormone Biomarkers
GHRF (GHS/GHRP)	Growth Hormone Releasing Factors (Growth Hormone Secretagogues/GH-Releasing Peptides)
GHRF (GHRH)	Growth Hormone Releasing Factors (Growth Hormone Releasing Hormone)
GnRH	Gonadotrophin Releasing Hormones
HBT	Homologous Blood Transfusion
HBOC	Haemoglobin Based Oxygen Carrier
IGF-I	Insulin-like Growth Factor-1 (and its analogues)
ABP	Athlete Biological Passport
IOC	International Olympic Committee
ASOIF	Association of Summer Olympic International Federations
AIOWF	Association of International Olympic Winter Sports Federations
ARISF	Association of IOC Recognized International Sports Federations
AIMS	Alliance of Independent Recognized Members of Sport
NADO	National Anti-Doping Organization
RADO	Regional Anti-Doping Organization
NOC	National Olympic Committee
MEO	Major Event Organization
IF	International Federation
NF	National Federation
IPC	International Paralympic Committee***
Other Sports	Sports/disciplines connected with organizations which are outside of the categories in Tables 3-9.
Code Signatories	Sports/disciplines connected with organizations which are outside of the categories in Tables 3-8 but are signatories to the Code.
Sports for Athletes with an Impairment	Sports and disciplines under the governance of the respective Olympic IFs or independent IFs which govern sports for athletes with an impairment
ADAMS	Anti-Doping Administration and Management System
TA	Testing Authority
SCA	Sample Collection Authority
IBSA	International Blind Sports Federation
CISS	International Committee of Sports for the Deaf
INAS	International Sports Federation for Persons with Intellectual Disability
CPISRA	Cerebral Palsy International Sports and Recreation Association
-	a "dash" represents "0" in tables compiling the number of Samples, ATFs or AAFs
(R)	"R" represents a sport or discipline which is discontinued in ADAMS based on request of the governing IF, being an event under an existing discipline or no longer necessary for administrative purposes.

\* Biological material limited to urine and blood in this report

\*\* Including recombinant erythropoietins (i.e. epoetins) and their analogues (e.g. darbepoetin, pegserpoetin, peginesatide, CERA, EPO-Fc)

\*\*\* Limited to sport/disciplines under the governance of the IPC (others are compiled under the category "Sports for Athletes with an Impairment").

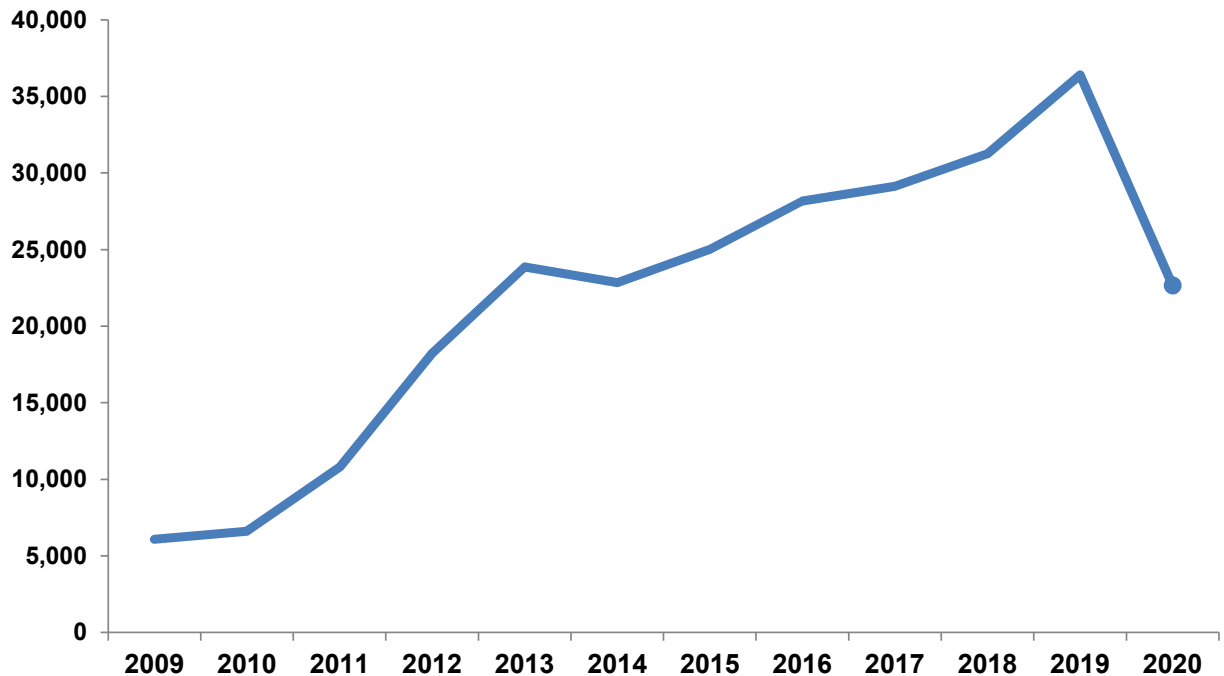
*This report compiles data as recorded in ADAMS on 08 August 2021 (plus supplemental data compiled after Stakeholder consultation)*



**Table 1: Total ABP Samples Analyzed per Year**

Year	ABP Samples* Analyzed	% Change Year to Year
2009	6,082	-
2010	6,610	+9%
2011	10,795	+63%
2012	18,223	+69%
2013	23,877	+31%
2014	22,849	-4%
2015	25,012	+9%
2016	28,173	+13%
2017	29,130	+3%
2018	31,265	+7%
2019	36,401	+16%
<b>2020</b>	<b>22,666</b>	<b>-38%</b>

**Total ABP Samples\* Analyzed per Year**



\* Represents individual blood samples collected in support of the Athlete Biological Passport (ABP) and does not necessarily reflect the number of individual *Athletes* tested

**Table 2: Total ABP Samples Analyzed per Laboratory**

	<b>Laboratory</b>	<b>IC</b>	<b>OOC</b>	<b>Total</b>
1	Ankara, Turkey	49	69	<b>118</b>
2	Athens, Greece <sup>1</sup>	-	-	-
3	Bangkok, Thailand <sup>1</sup>	-	-	-
4	Barcelona, Spain	102	488	<b>590</b>
5	Beijing, China	10	1572	<b>1582</b>
6	Bloemfontein, South Africa		115	<b>115</b>
7	Bucharest, Romania	1	62	<b>63</b>
8	Cairo, Egypt <sup>2</sup>		13	<b>13</b>
9	Cologne, Germany	283	3941	<b>4224</b>
10	New Delhi, India <sup>2</sup>	-	-	-
11	Doha, Qatar		46	<b>46</b>
12	Dresden, Germany	72	817	<b>889</b>
13	Ghent, Belgium	112	1058	<b>1170</b>
14	Havana, Cuba	-	1	<b>1</b>
15	Helsinki, Finland	-	-	-
16	Lausanne, Switzerland	161	2529	<b>2690</b>
17	London, UK	5	269	<b>274</b>
18	Los Angeles, USA <sup>1</sup>	-	-	-
19	Madrid, Spain	204	733	<b>937</b>
20	Montreal, Canada	23	357	<b>381</b>
21	Moscow, Russia <sup>2</sup>	16	70	<b>86</b>
22	Nairobi, Kenya <sup>2</sup>	28	1082	<b>1110</b>
23	Oslo, Norway	64	788	<b>852</b>
24	Paris, France	362	890	<b>1252</b>
25	Rio de Janeiro, Brazil	22	95	<b>117</b>
26	Rome, Italy	32	286	<b>318</b>
27	Seibersdorf, Austria	179	1195	<b>1374</b>
28	Seoul, Korea	-	127	<b>127</b>
29	Stockholm, Sweden	131	1198	<b>1329</b>
30	Sydney, Australia	38	1042	<b>1080</b>
31	Tokyo, Japan	-	384	<b>384</b>
32	Salt Lake City, USA	43	1255	<b>1298</b>
33	Warsaw, Poland	32	214	<b>246</b>
	<b>Totals</b>	<b>1,969</b>	<b>20,696</b>	<b>22,666</b>

<sup>1</sup> Not accredited to conduct blood analyses in support of the haematological module of the Athlete Biological Passport (ABP).

<sup>2</sup> Approved by WADA exclusively to conduct blood analyses in support of the haematological module of the Athlete Biological Passport (ABP).

**Table 3: Total ABP Samples Analyzed in ASOIF Sports\***

<b>Sports</b>	<b>Disciplines</b>	<b>IC</b>	<b>OOB</b>	<b>Subtotal</b>	<b>Total</b>	<b>%</b>
<b>Aquatics</b>	Swimming Middle Distance 200-400m	19	657	676	<b>1494</b>	9%
	Swimming Long Distance 800m or greater	3	330	333		
	Swimming Sprint 100m or less	5	246	251		
	Open Water	12	182	194		
	Water Polo	11	26	37		
	Artistic Swimming		3	3		
<b>Archery</b>	-	-	-	-	-	0%
<b>Athletics</b>	Long Distance 3000m or greater	215	3132	3347	<b>5048</b>	29%
	Middle Distance 800-1500m	68	748	816		
	Sprint 400m or less	14	438	452		
	Throws	4	147	151		
	Jumps	3	138	141		
	Combined Events	1	130	131		
	Discus Throwing (R)		5	5		
<b>Badminton</b>	-	1	64	-	<b>65</b>	0.4%
<b>Basketball</b>	3 on 3	-	8	8	<b>12</b>	0.07%
	Basketball	-	4	4		
<b>Boxing</b>	-	2	84	-	<b>86</b>	0%
<b>Canoe Kayak</b>	Long Distance 1000m	19	204	223	<b>543</b>	3%
	Middle Distance 500m	5	164	169		
	Sprint 200m	9	93	102		
	Canoe Slalom		40	40		
	Wildwater		4	4		
	Marathon		4	4		
	Freestyle		1	1		
<b>Cycling</b>	Road	723	4385	5108	<b>6512</b>	37%
	Track Endurance	55	361	416		
	Mountain Bike - Cross Country	56	360	416		
	Track Sprint	45	204	249		
	Cyclo-Cross	70	178	248		
	BMX		54	54		
	Mountain Bike		16	16		
	Mountain Bike - Down Hill		4	4		
<b>Equestrian</b>	-	-	-	-	-	0%
<b>Fencing</b>	Epee	-	4	4	<b>11</b>	0.06%
	Foil		4	4		
	Sabre	-	3	3		
<b>Field Hockey</b>	-	-	9	-	<b>9</b>	0.1%
<b>Football</b>	-	79	244	-	<b>323</b>	2%
<b>Golf</b>	-	-	-	-	-	0%
<b>Gymnastics</b>	Artistic	-	4	4	<b>5</b>	0.03%
	Trampoline	-	1	1		
<b>Handball</b>	Indoor	-	12	-	<b>12</b>	0%
<b>Judo</b>	-	-	65	-	<b>65</b>	0.37%
<b>Modern Pentathlon</b>	-	-	34	-	<b>34</b>	0%
<b>Rowing</b>	-	32	1294	-	<b>1326</b>	8%

Table 3: Total ABP Samples Analyzed in ASOIF Sports\* - continued

Sports	Disciplines	IC	OOB	Subtotal	Total	%
Rugby Union	Fifteens		98	98	136	1%
	Sevens		38	38		
Sailing	-	-	1	-	1	0.01%
Shooting	Shooting	1		1	2	0.01%
	Rifle		1	1		
Table Tennis	-	1	3	-	4	0.02%
Taekwondo	Sparring		5	-	5	0.03%
Tennis	-	29	930	-	959	5%
Triathlon	Triathlon	8	587	595	647	4%
	Duathlon		26	26		
	Long Distance		24	24		
	Winter Triathlon		1	1		
	Cross Triathlon		1	1		
Volleyball	Volleyball		8	8	9	0.1%
	Beach		1	1		
Weightlifting	-	-	41	-	41	0.2%
Wrestling	Wrestling		61	61	130	0.74%
	Greco-Roman	2	31	33		
	Freestyle	3	20	23		
	Women's Freestyle		13	13		
<b>Totals</b>		<b>1,495</b>	<b>15,984</b>		<b>17,479</b>	

Table 4: Total ABP Samples Analyzed in AIOWF Sports\*

Sports	Disciplines	IC	OOC	Subtotal	Total	%
Biathlon	-	145	1183	-	1328	33%
Bobsleigh	Bobsleigh	-	26	26	28	1%
	Skeleton	-	2	2		
Curling	-	-	-	-	-	0%
Ice Hockey	-	1	21	-	22	1%
Luge	-	-	10	-	10	0.3%
Skating	Short Track	180	159	339	783	20%
	Speed Skating greater than 1500m	10	259	269		
	Speed Skating 1500m or less	4	149	153		
	Figure Skating	-	22	22		
Skiing	Cross-Country	102	1201	1303	1798	45%
	Nordic Combined	19	230	249		
	Alpine	-	236	236		
	Ski Jumping	1	5	6		
	Freestyle	-	3	3		
	Snowboard	-	1	1		
<b>Totals</b>		<b>462</b>	<b>3,507</b>		<b>3,969</b>	

Table 5: Total ABP Samples Analyzed in ARISF Sports

Sports	Disciplines	IC	OOC	SubTotal	Total	%
Cricket	-	-	40	-	40	17%
Karate	-	-	4	-	4	2%
Kickboxing	Full Contact	-	2	2	9	4%
	Kickboxing	1	6	7		
Lifesaving	-	-	7	-	7	3%
Mountaineering and Climbing	Skyrunning	-	2	-	2	1%
Muaythai	-	-	9	-	9	4%
Netball	-	-	1	-	1	0.4%
Orienteering	Foot Orienteering	-	35	35	70	30%
	Orienteering	-	35	35		
Powerboating	Aquabike	-	3	-	3	1%
Roller Sports	Inline Speed Skating Distance greater than 1000m	2	14	16	18	8%
	Inline Speed Skating Sprint 1000m or less	-	2	2		
Ski Mountaineering	-	-	55	-	55	24%
Sport Climbing	Boulder	-	7	-	7	3%
Squash	-	-	5	-	5	2%
Underwater Sports	Finswimming Open Water	-	2	-	2	1%
<b>Totals</b>		<b>3</b>	<b>229</b>		<b>232</b>	

Table 6: Total ABP Samples Analyzed in AIMS Sports\*

Sports	Disciplines	IC	OOC	SubTotal	Total	%
Fistball	-	-	1	-	1	3%
Ju-Jitsu	-	1	4	-	5	17%
Powerlifting	-	-	24	-	24	80%
<b>Totals</b>		<b>1</b>	<b>29</b>		<b>30</b>	

Table 7: Total ABP Samples Analyzed in IPC Sports

Sports	Disciplines	IC	OOB	SubTotal	Total	%
Athletics	IPC Middle Distance 800-1500m (R)	-	1	-	1	0.3%
Para-Alpine Skiing	-	-	1	-	1	0.3%
Para-Athletics	Long Distance 3000m and greater	-	5	5	136	43%
	Running Endurance - greater than 1500m All Classes	-	18	18		
	Running Middle Distance 800m - 1500m All Classes	-	44	44		
	Running Sprints 400m or less All Classes	-	11	11		
	Seated Throws - Classes: F54-F57	-	1	1		
	Standing Throws All Classes	-	2	2		
Para-Biathlon	-	-	5	-	5	2%
Para-Nordic Skiing	Para-Biathlon	-	25	25	132	42%
	Para-Cross Country Skiing Middle/Long Distance	1	17	18		
	Para-Nordic Skiing	1	88	89		
Para-Powerlifting	-	-	1	-	1	0.3%
Para-Swimming	Classes: S1/SB1/SM1 - S3/SB3/SM3	-	3	3	35	11%
	Classes: S10/SB9/SM10 - S14/SB14	1	28	29		
	Classes: S4/SB4/SM4 – S9/SB8/SM9	-	3	3		
Powerlifting	IPC Powerlifting (R)	-	2	-	2	1%
Skiing	IPC Cross-Country (R)	-	2	-	2	1%
<b>Totals</b>		<b>3</b>	<b>312</b>		<b>315</b>	

Table 8: Total ABP Samples Analyzed in Sports for Athletes with an Impairment\*

Sports	Disciplines	IC	OOB	SubTotal	Total	%
Aquatics	CISS Swimming Middle Distance 200-400m	-	1	1	4	1%
	INAS Swimming Middle Distance 200-400m	-	3	3		
Athletics	CISS Long Distance 3000m and greater	-	6	6	11	3%
	CISS Middle Distance 800-1500m	-	4	4		
	CISS Sprint 400m or less	-	1	1		
Canoe/Kayak	Para-Canoe Sprint*	-	4	-	4	1%
	Para-Cycling*	-	39	39	180	55%
Cycling	Para-Cycling Road*	-	118	118		
	Para-Cycling Track Endurance*	-	10	10		
	Para-Cycling Track Sprint*	-	13	13		
Goalball	Goalball	1	-	-	1	0.3%
Rowing	Para-Rowing*	-	41	-	41	13%
Tennis	Wheelchair Tennis*	-	37	-	37	11%
Triathlon	Para-Triathlon*	-	48	-	48	15%
<b>Totals</b>		<b>1</b>	<b>325</b>		<b>326</b>	

\* Sports and disciplines under the governance of the respective ASOIF and AIOWF International Federations.

**Table 9: Total Samples Analyzed in Other Sports - Code Signatories**

Sports	Disciplines	IC	OOB	SubTotal	Total	%
Australian Rules Football	-	-	49	-	49	40%
Rugby League	-	-	2	-	2	1%
Triathlon	Ironman	4	67	-	71	58%
<b>Totals</b>		<b>4</b>	<b>118</b>		<b>122</b>	

Military Sports	Disciplines	IC	OOB	SubTotal	Total	%
Athletics	Military Swimming Middle Distance 200-400m	-	2	-	2	50%
Athletics	Military Long Distance 3000m or greater	-	1	-	2	50%
	Military Sprint 400m or less	-	1			
<b>Totals</b>		<b>0</b>	<b>4</b>		<b>4</b>	

University Sports	Disciplines	IC	OOB	SubTotal	Total	%
Aquatics	University Swimming Long Distance 800m or greater	-	1	-	1	100%
<b>Totals</b>		<b>0</b>	<b>1</b>		<b>1</b>	

**Table 10: Total Samples Analyzed in Other Sports**

Sports	Disciplines	IC	OOB	SubTotal	Total	%
Beach Tennis (R)	-	-	1	-	1	1%
Boxing	-	-	8	-	8	4%
Ice Hockey	-	-	1	-	1	1%
Jiu-Jitsu (R)	-	-	4	-	4	2%
Kung Fu (R)	-	-	1	-	1	1%
Mixed Martial Arts (R)	-	-	172	-	172	91%
School Sports	-	-	1	-	1	1%
<b>Totals</b>		<b>0</b>	<b>188</b>		<b>188</b>	

**Table 11: Total ABP Samples by Testing Authority\***

ADAMS Code	Testing Authority (TA)	IC	OOB	Total	%
UCI	International Cycling Union	829	3506	<b>4335</b>	19%
World Athletics - AIU	World Athletics - Athletics Integrity Unit	6	2232	<b>2238</b>	10%
CHINADA	China Anti-Doping Agency	7	1550	<b>1557</b>	7%
RUSADA	Russian National Anti-Doping Organization	304	1085	<b>1389</b>	6%
ITF	International Tennis Federation	29	943	<b>972</b>	4%
NADA	German National Anti-Doping Agency	4	960	<b>964</b>	4%
FIS	International Ski Federation	49	787	<b>836</b>	4%
ADCH	Antidoping Switzerland	3	821	<b>824</b>	4%
IBU	International Biathlon Union	92	643	<b>735</b>	3%
USADA	US Anti-Doping Agency	-	641	<b>641</b>	3%
FINA	International Swimming Federation	3	567	<b>570</b>	3%
ADNO	Anti-Doping Norway	62	507	<b>569</b>	3%
AFLD-NADO	French Anti-Doping Agency	9	412	<b>421</b>	2%
ADSE	Anti-Doping Sweden	15	387	<b>402</b>	2%
ISU	International Skating Union	184	203	<b>387</b>	2%
SIA	Sport Integrity Australia	2	380	<b>382</b>	2%
ESP-NADO	Spain National Anti-Doping Agency	26	351	<b>377</b>	2%
FINCIS	Finnish Center for Integrity in Sports	13	331	<b>344</b>	2%
HUNADO	Hungarian Anti-Doping Agency	57	253	<b>310</b>	1%
UKAD	UK Anti-Doping	6	232	<b>238</b>	1%
SI	Sport Ireland	1	230	<b>231</b>	1%
NADO F	NADO Flanders	-	220	<b>220</b>	1%
ADD	Anti-Doping Denmark	2	205	<b>207</b>	1%
FISA	International Rowing Federation	1	191	<b>192</b>	1%
CCES	Canadian Centre for Ethics in Sport	-	181	<b>181</b>	1%
JADA	Japan Anti-Doping Agency	-	175	<b>175</b>	1%
NADO ITALIA	Italian National Anti-Doping Agency	3	168	<b>171</b>	1%
NADA Austria	National Anti-Doping Agency Austria GmbH	1	167	<b>168</b>	1%
BEL-CFWB	French Community of Belgium NADO	-	162	<b>162</b>	1%
DAN	Doping Authority Netherlands	4	155	<b>159</b>	1%
ADAK	Anti-Doping Agency of Kenya	8	146	<b>154</b>	1%
ITU	International Triathlon Union	-	142	<b>142</b>	1%
IPC	International Paralympic Committee	1	126	<b>127</b>	1%
FIFA	International Federation of Football Associations	74	50	<b>124</b>	1%
DFSNZ	Drug Free Sport New Zealand	1	112	<b>113</b>	0.5%
AMADA	Azerbaijan National Anti-Doping Agency	-	109	<b>109</b>	0.5%
NADC Ukraine	National Anti-doping Center of Ukraine	24	85	<b>109</b>	0.5%
TADC	Turkish Anti Doping Commission	49	57	<b>106</b>	0.5%
World Rugby	World Rugby	-	105	<b>105</b>	0.5%
ADoP	Portugal Anti-Doping Agency	48	47	<b>95</b>	0.4%
KADA	Korea Anti-Doping Agency	-	88	<b>88</b>	0.4%
ICF	International Canoe Federation	-	86	<b>86</b>	0.4%
ETH-NADO	Ethiopian Anti doping Organization	19	43	<b>62</b>	0.3%
UEFA	Union of European Football Associations	-	60	<b>60</b>	0.3%
SADA	Slovak Anti-Doping Agency	-	56	<b>56</b>	0.2%
SAIDS	South African Institute for Drug-Free Sport	-	53	<b>53</b>	0.2%
ANAD-Romania	Romanian National Anti-Doping Agency	1	49	<b>50</b>	0.2%
EADA	Estonian Anti-Doping Agency	1	46	<b>47</b>	0.2%
COL-NADO	Colombian NADO	-	45	<b>45</b>	0.2%
SLOADO	Slovenian Antidoping Organization	-	43	<b>43</b>	0.2%
IRONMAN	World Triathlon Corporation	4	38	<b>42</b>	0.2%
POLADA	Polish Anti-Doping Agency	-	42	<b>42</b>	0.2%
BWF	Badminton World Federation	-	38	<b>38</b>	0.2%
KAZ-NADO	Kazakhstan National Anti-Doping Centre	-	34	<b>34</b>	0.2%
LAT-NADO	Anti-Doping Bureau of Latvia	1	32	<b>33</b>	0.1%
CMA Monaco	Monaco Anti-Doping Committee	1	30	<b>31</b>	0.1%
ABCD	Brasilian Authority on Anti-Doping Control	22	5	<b>27</b>	0.1%
CADC	Czech Anti-Doping Committee	-	25	<b>25</b>	0.1%

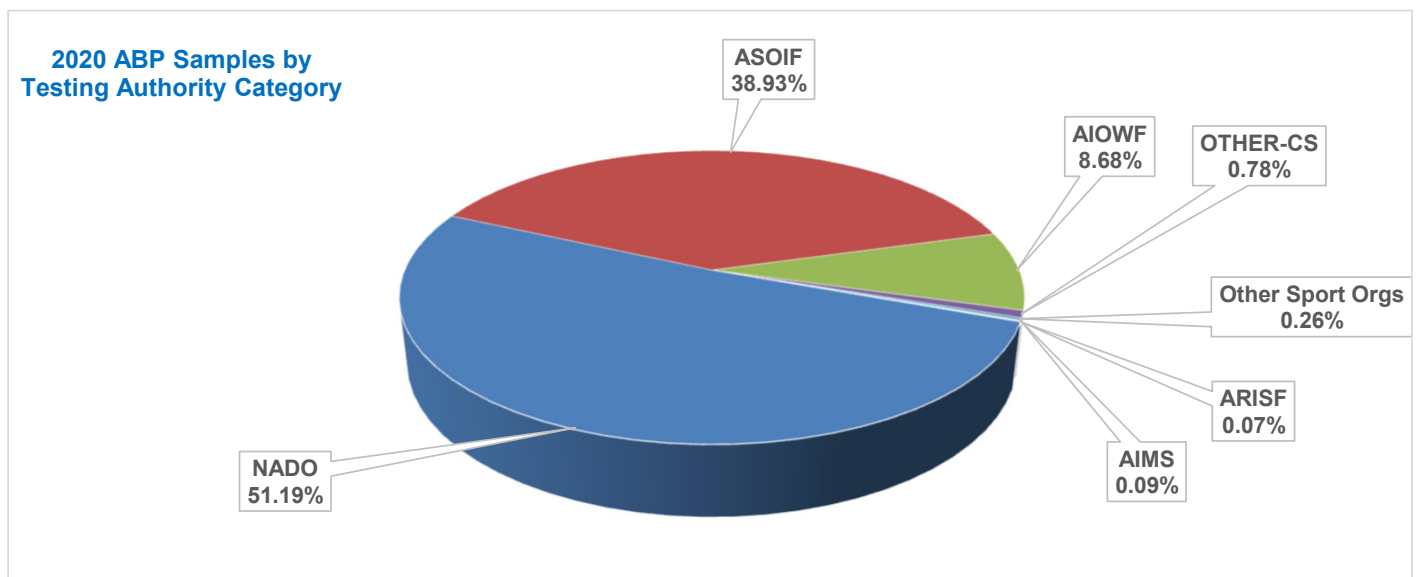


**Table 11: Total ABP Samples by Testing Authority\* (continued)**

ADAMS Code	Testing Authority (TA)	IC	OOC	Total	%
BUL-NADO	Bulgarian Anti-doping Center	-	24	24	0.1%
IPF	International Powerlifting Federation	-	20	20	0.1%
ANAD	National Anti-Doping Agency of Tunisia	-	20	20	0.1%
ALAD	Luxembourg NADO	-	19	19	0.1%
QADC	Qatar Antidoping Commission	-	18	18	0.1%
CIPH	Croatian Institute of Public Health	-	16	16	0.1%
CNOM	Morocco National Olympic Committee	-	16	16	0.1%
IWF	International Weightlifting Federation	-	14	14	0.1%
COCOM	Common Community Commission (Brussels)	-	11	11	0.05%
BNADA	Belarus National Anti-Doping Agency	1	10	11	0.05%
IIHF	International Ice Hockey Federation	-	10	10	0.04%
EGY-NADO	Egyptian National Anti-doping Organization	-	9	9	0.04%
BiH-NADO	Agency for Anti-Doping Control of Bosnia and Herzegovina	-	9	9	0.04%
JADCO	Jamaica Anti-Doping Commission	-	8	8	0.04%
ISMF	International Ski Mountaineering Federation	-	7	7	0.03%
IOC	International Olympic Committee	-	6	6	0.03%
LOC	Liechtenstein Olympic Committee	-	6	6	0.03%
IJF	International Judo Federation	-	6	6	0.03%
WSF	World Squash Federation	-	5	5	0.02%
IND-NADO	National Anti Doping Agency -India	-	4	4	0.02%
UAE-NADO	United Arab Emirates National Anti-doping Committee	-	4	4	0.02%
BSADA	Bermuda Sport Anti- Doping Authority	-	4	4	0.02%
LTU-NADO	Lithuanian Anti-Doping Agency	-	3	3	0.01%
FIG	International Gymnastics Federation	-	2	2	0.01%
ARG-CNAD	Argentina National Anti-Doping Agency	-	2	2	0.01%
WSK	World Skate	2	-	2	0.01%
ISR-NADO	Israeli NADO	-	2	2	0.01%
WADA-AMA	World Anti-Doping Agency	-	1	1	0.004%
CMAS	World Underwater Federation	-	1	1	0.004%
AGAD	Andorra National Anti-Doping Commission	-	1	1	0.004%
MKD-NADO	National Anti-Doping Commission of Macedonia	-	1	1	0.004%
IFA	International Fistball Association	-	1	1	0.004%

**Totals**

**1,969 20,697 22,666**



\* Note: Although National Federations (NFs) themselves are not signatories to the World Anti-Doping Code and therefore not entitled to authorize testing independently, the rules of some National Anti-Doping Agencies and International Sport Federations may delegate testing authority to these bodies. Tests attributed to NFs therefore may in some instances be a part of NADO or IF programs. In addition, the total ABP numbers reported here may include samples from non-signatory programs which are not reported in the subsequent individual sport tables in this report.

**Table 12: 2020 ABP Testing Figures - ASOIF Sport - Aquatics**

ADAMS Code	Testing Authority (TA)	IC	OOB	Total	%
FINA	International Swimming Federation	3	567	570	38%
CHINADA	China Anti-Doping Agency	1	232	233	16%
NADA	German National Anti-Doping Agency	-	94	94	6%
HUNADO	Hungarian Anti-Doping Agency	10	65	75	5%
ADCH	Antidoping Switzerland	-	55	55	4%
RUSADA	Russian National Anti-Doping Organization	24	27	51	3%
USADA	US Anti-Doping Agency	-	36	36	2%
ESP-NADO	Spain National Anti-Doping Agency	7	23	30	2%
SI	Sport Ireland	-	28	28	2%
ADSE	Anti-Doping Sweden	-	24	24	2%
ADD	Anti-Doping Denmark	-	24	24	2%
AFLD-NADO	French Anti-Doping Agency	-	24	24	2%
FINCIS	Finnish Center for Integrity in Sports	-	24	24	2%
BEL-CFWB	French Community of Belgium NADO	-	22	22	1%
SIA	Sport Integrity Australia	-	20	20	1%
DAN	Doping Authority Netherlands	-	19	19	1%
ADNO	Anti-Doping Norway	-	18	18	1%
NADO ITALIA	Italian National Anti-Doping Agency	-	14	14	1%
JADA	Japan Anti-Doping Agency	-	14	14	1%
UKAD	UK Anti-Doping	-	14	14	1%
CCES	Canadian Centre for Ethics in Sport	-	14	14	1%
KADA	Korea Anti-Doping Agency	-	11	11	0.7%
TADC	Turkish Anti Doping Commission	5	4	9	0.6%
AMADA	Azerbaijan National Anti-Doping Agency	-	8	8	0.5%
ALAD	Luxembourg NADO	-	8	8	0.5%
NADA Austria	National Anti-Doping Agency Austria GmbH	-	7	7	0.5%
LOC	Liechtenstein Olympic Committee	-	6	6	0.4%
SAIDS	South African Institute for Drug-Free Sport	-	6	6	0.4%
BNADA	Belarus National Anti-Doping Agency	-	6	6	0.4%
EADA	Estonian Anti-Doping Agency	-	5	5	0.3%
SLOADO	Slovenian Antidoping Organization	-	4	4	0.3%
DFSNZ	Drug Free Sport New Zealand	-	4	4	0.3%
CIPH	Croatian Institute of Public Health	-	4	4	0.3%
SADA	Slovak Anti-Doping Agency	-	3	3	0.2%
ADoP	Portugal Anti-Doping Agency	-	2	2	0.1%
ANAD-Romania	Romanian National Anti-Doping Agency	-	2	2	0.1%
KAZ-NADO	Kazakhstan National Anti-Doping Centre	-	2	2	0.1%
LAT-NADO	Anti-Doping Bureau of Latvia	-	2	2	0.1%
IOC	International Olympic Committee	-	1	1	0.07%
CADC	Czech Anti-Doping Committee	-	1	1	0.07%
<b>Totals</b>		<b>50</b>	<b>1,444</b>	<b>1,494</b>	

**Table 13: 2020 ABP Testing Figures - ASOIF Sport - Archery**

ADAMS Code	Testing Authority (TA)	IC	OOB	Total	%
-	-	-	-	-	-
<b>Totals</b>		<b>0</b>	<b>0</b>	<b>0</b>	

**Table 14: 2020 ABP Testing Figures - ASOIF Sport - Athletics**

<b>ADAMS Code</b>	<b>Testing Authority (TA)</b>	<b>IC</b>	<b>OOB</b>	<b>Total</b>	<b>%</b>
World Athletics - AIU	World Athletics - Athletics Integrity Unit	6	2223	<b>2229</b>	44%
RUSADA	Russian National Anti-Doping Organization	158	380	<b>538</b>	11%
CHINADA	China Anti-Doping Agency	6	348	<b>354</b>	7%
NADA	German National Anti-Doping Agency	2	202	<b>204</b>	4%
USADA	US Anti-Doping Agency	-	187	<b>187</b>	4%
ESP-NADO	Spain National Anti-Doping Agency	15	136	<b>151</b>	3%
ADCH	Antidoping Switzerland	1	130	<b>131</b>	3%
AFLD-NADO	French Anti-Doping Agency	3	123	<b>126</b>	2%
ADAK	Anti-Doping Agency of Kenya	8	113	<b>121</b>	2%
JADA	Japan Anti-Doping Agency	-	89	<b>89</b>	2%
TADC	Turkish Anti Doping Commission	43	42	<b>85</b>	2%
ADSE	Anti-Doping Sweden	6	79	<b>85</b>	2%
ETH-NADO	Ethiopian Anti doping Organization	19	43	<b>62</b>	1%
ADNO	Anti-Doping Norway	-	55	<b>55</b>	1%
FINCIS	Finnish Center for Integrity in Sports	2	52	<b>54</b>	1%
SIA	Sport Integrity Australia	-	48	<b>48</b>	1%
UKAD	UK Anti-Doping	-	40	<b>40</b>	1%
SI	Sport Ireland	-	40	<b>40</b>	1%
NADC Ukraine	National Anti-doping Center of Ukraine	15	20	<b>35</b>	1%
NADO ITALIA	Italian National Anti-Doping Agency	3	28	<b>31</b>	1%
BEL-CFWB	French Community of Belgium NADO	-	31	<b>31</b>	1%
SAIDS	South African Institute for Drug-Free Sport	-	26	<b>26</b>	1%
HUNADO	Hungarian Anti-Doping Agency	4	22	<b>26</b>	1%
CCES	Canadian Centre for Ethics in Sport	-	22	<b>22</b>	0.4%
SADA	Slovak Anti-Doping Agency	-	21	<b>21</b>	0.4%
ADD	Anti-Doping Denmark	-	21	<b>21</b>	0.4%
NADOF	NADO Flanders	-	17	<b>17</b>	0.3%
CNOM	Morocco National Olympic Committee	-	16	<b>16</b>	0.3%
DAN	Doping Authority Netherlands	-	15	<b>15</b>	0.3%
EADA	Estonian Anti-Doping Agency	1	13	<b>14</b>	0.3%
LAT-NADO	Anti-Doping Bureau of Latvia	1	13	<b>14</b>	0.3%
DFSNZ	Drug Free Sport New Zealand	-	12	<b>12</b>	0.2%
KADA	Korea Anti-Doping Agency	-	12	<b>12</b>	0.2%
QADC	Qatar Antidoping Commission	-	12	<b>12</b>	0.2%
COL-NADO	Colombian NADO	-	11	<b>11</b>	0.2%
NADA Austria	National Anti-Doping Agency Austria GmbH	-	11	<b>11</b>	0.2%
ABCD	Brasilian Authority on Anti-Doping Control	11	-	<b>11</b>	0.2%
AMADA	Azerbaijan National Anti-Doping Agency	-	10	<b>10</b>	0.2%
COCOM	Common Community Commission (Brussels)	-	10	<b>10</b>	0.2%
SLOADO	Slovenian Antidoping Organization	-	9	<b>9</b>	0.2%
JADCO	Jamaica Anti-Doping Commission	-	8	<b>8</b>	0.2%
ALAD	Luxembourg NADO	-	6	<b>6</b>	0.1%
CIPH	Croatian Institute of Public Health	-	6	<b>6</b>	0.1%
KAZ-NADO	Kazakhstan National Anti-Doping Centre	-	5	<b>5</b>	0.1%
IND-NADO	National Anti Doping Agency -India	-	4	<b>4</b>	0.1%
ADoP	Portugal Anti-Doping Agency	-	4	<b>4</b>	0.1%
CADC	Czech Anti-Doping Committee	-	4	<b>4</b>	0.1%
BUL-NADO	Bulgarian Anti-doping Center	-	3	<b>3</b>	0.1%
BSADA	Bermuda Sport Anti- Doping Authority	-	3	<b>3</b>	0.1%
ANAD	National Anti-Doping Agency of Tunisia	-	3	<b>3</b>	0.1%
BiH-NADO	Agency for Anti-Doping Control of Bosnia and Herzegovina	-	3	<b>3</b>	0.1%
EGY-NADO	Egyptian National Anti-doping Organization	-	2	<b>2</b>	0.04%

**Table 14: 2020 ABP Testing Figures - ASOIF Sport - Athletics (continued)**

ADAMS Code	Testing Authority (TA)	IC	OOC	Total	%
POLADA	Polish Anti-Doping Agency	-	2	2	0.04%
ANAD-Romania	Romanian National Anti-Doping Agency	-	2	2	0.04%
BNADA	Belarus National Anti-Doping Agency	1	1	2	0.04%
ISR-NADO	Israeli NADO	-	1	1	0.02%
WADA-AMA	World Anti-Doping Agency	-	1	1	0.02%
ARG-CNAD	Argentina National Anti-Doping Agency	-	1	1	0.02%
MKD-NADO	National Anti-Doping Commission of Macedonia	-	1	1	0.02%
UAE-NADO	United Arab Emirates National Anti-doping Committee	-	1	1	0.02%
<b>Totals</b>		<b>305</b>	<b>4,743</b>	<b>5,048</b>	

**Table 15: 2020 ABP Testing Figures - ASOIF Sport - Badminton**

ADAMS Code	Testing Authority (TA)	IC	OOC	Total	%
BWF	Badminton World Federation	-	38	38	58%
ADD	Anti-Doping Denmark	1	17	18	28%
JADA	Japan Anti-Doping Agency	-	9	9	14%
<b>Totals</b>		<b>1</b>	<b>64</b>	<b>65</b>	

**Table 16: 2020 ABP Testing Figures - ASOIF Sport - Basketball**

ADAMS Code	Testing Authority (TA)	IC	OOC	Total	%
HUNADO	Hungarian Anti-Doping Agency	-	8	8	67%
ADAK	Anti-Doping Agency of Kenya	-	4	4	33%
<b>Totals</b>		<b>0</b>	<b>12</b>	<b>12</b>	

**Table 17: 2020 ABP Blood Passport Testing Figures - ASOIF Sport - Boxing**

ADAMS Code	Testing Authority (TA)	IC	OOC	Total	%
AMADA	Azerbaijan National Anti-Doping Agency	-	20	20	23%
BEL-CFWB	French Community of Belgium NADO	-	12	12	14%
HUNADO	Hungarian Anti-Doping Agency	-	9	9	10%
ADSE	Anti-Doping Sweden	2	7	9	10%
AFLD-NADO	French Anti-Doping Agency	-	9	9	10%
SI	Sport Ireland	-	6	6	7%
ADNO	Anti-Doping Norway	-	4	4	5%
BUL-NADO	Bulgarian Anti-doping Center	-	4	4	5%
NADA	German National Anti-Doping Agency	-	3	3	3%
ADAK	Anti-Doping Agency of Kenya	-	3	3	3%
CMA Monaco	Monaco Anti-Doping Committee	-	3	3	3%
ANAD	National Anti-Doping Agency of Tunisia	-	1	1	1%
SIA	Sport Integrity Australia	-	1	1	1%
ANAD-Romania	Romanian National Anti-Doping Agency	-	1	1	1%
JADA	Japan Anti-Doping Agency	-	1	1	1%
<b>Totals</b>		<b>2</b>	<b>84</b>	<b>86</b>	

**Table 18: 2020 ABP Blood Passport Testing Figures - ASOIF Sport - Canoe / Kayak**

<b>ADAMS Code</b>	<b>Testing Authority (TA)</b>	<b>IC</b>	<b>OOB</b>	<b>Total</b>	<b>%</b>
ICF	<b>International Canoe Federation</b>	-	82	<b>82</b>	15%
NADA	<b>German National Anti-Doping Agency</b>	2	76	<b>78</b>	14%
CHINADA	<b>China Anti-Doping Agency</b>	-	76	<b>76</b>	14%
HUNADO	<b>Hungarian Anti-Doping Agency</b>	14	30	<b>44</b>	8%
RUSADA	<b>Russian National Anti-Doping Organization</b>	16	23	<b>39</b>	7%
FINCIS	<b>Finnish Center for Integrity in Sports</b>	1	26	<b>27</b>	5%
ADD	<b>Anti-Doping Denmark</b>	-	22	<b>22</b>	4%
ADSE	<b>Anti-Doping Sweden</b>	-	19	<b>19</b>	3%
ADCH	<b>Antidoping Switzerland</b>	-	19	<b>19</b>	3%
SADA	<b>Slovak Anti-Doping Agency</b>	-	17	<b>17</b>	3%
NADO ITALIA	<b>Italian National Anti-Doping Agency</b>	-	16	<b>16</b>	3%
ADNO	<b>Anti-Doping Norway</b>	-	12	<b>12</b>	2%
ESP-NADO	<b>Spain National Anti-Doping Agency</b>	-	11	<b>11</b>	2%
SIA	<b>Sport Integrity Australia</b>	-	10	<b>10</b>	2%
POLADA	<b>Polish Anti-Doping Agency</b>	-	9	<b>9</b>	2%
CCES	<b>Canadian Centre for Ethics in Sport</b>	-	6	<b>6</b>	1%
SI	<b>Sport Ireland</b>	-	6	<b>6</b>	1%
LAT-NADO	<b>Anti-Doping Bureau of Latvia</b>	-	6	<b>6</b>	1%
NADOF	<b>NADO Flanders</b>	-	6	<b>6</b>	1%
BUL-NADO	<b>Bulgarian Anti-doping Center</b>	-	5	<b>5</b>	1%
KADA	<b>Korea Anti-Doping Agency</b>	-	5	<b>5</b>	1%
SLOADO	<b>Slovenian Antidoping Organization</b>	-	4	<b>4</b>	1%
ANAD-Romania	<b>Romanian National Anti-Doping Agency</b>	-	4	<b>4</b>	1%
NADA Austria	<b>National Anti-Doping Agency Austria GmbH</b>	-	4	<b>4</b>	1%
JADA	<b>Japan Anti-Doping Agency</b>	-	3	<b>3</b>	1%
SAIDS	<b>South African Institute for Drug-Free Sport</b>	-	2	<b>2</b>	0.4%
UKAD	<b>UK Anti-Doping</b>	-	1	<b>1</b>	0.2%
COL-NADO	<b>Colombian NADO</b>	-	1	<b>1</b>	0.2%
NADC Ukraine	<b>National Anti-doping Center of Ukraine</b>	-	1	<b>1</b>	0.2%
AGAD	<b>Andorra National Anti-Doping Commission</b>	-	1	<b>1</b>	0.2%
CADC	<b>Czech Anti-Doping Committee</b>	-	1	<b>1</b>	0.2%
KAZ-NADO	<b>Kazakhstan National Anti-Doping Centre</b>	-	1	<b>1</b>	0.2%
ABCD	<b>Brasilian Authority on Anti-Doping Control</b>	-	1	<b>1</b>	0.2%
DFSNZ	<b>Drug Free Sport New Zealand</b>	-	1	<b>1</b>	0.2%
ANAD	<b>National Anti-Doping Agency of Tunisia</b>	-	1	<b>1</b>	0.2%
AMADA	<b>Azerbaijan National Anti-Doping Agency</b>	-	1	<b>1</b>	0.2%
ADoP	<b>Portugal Anti-Doping Agency</b>	-	1	<b>1</b>	0.2%
<b>Totals</b>		<b>33</b>	<b>510</b>	<b>543</b>	

**Table 19: 2020 ABP Testing Figures - ASOIF Sport - Cycling**

<b>ADAMS Code</b>	<b>Testing Authority (TA)</b>	<b>IC</b>	<b>OOB</b>	<b>Total</b>	<b>%</b>
UCI	<b>International Cycling Union</b>	829	3505	<b>4334</b>	67%
CHINADA	<b>China Anti-Doping Agency</b>	-	252	<b>252</b>	4%
ADCH	<b>Antidoping Switzerland</b>	2	234	<b>236</b>	4%
NADA	<b>German National Anti-Doping Agency</b>	-	195	<b>195</b>	3%
RUSADA	<b>Russian National Anti-Doping Organization</b>	33	159	<b>192</b>	3%
ESP-NADO	<b>Spain National Anti-Doping Agency</b>	2	127	<b>129</b>	2%
NADOF	<b>NADO Flanders</b>	-	127	<b>127</b>	2%
SIA	<b>Sport Integrity Australia</b>	2	118	<b>120</b>	2%
ADNO	<b>Anti-Doping Norway</b>	-	102	<b>102</b>	2%
USADA	<b>US Anti-Doping Agency</b>	-	75	<b>75</b>	1%
BEL-CFWB	<b>French Community of Belgium NADO</b>	-	62	<b>62</b>	1%
UKAD	<b>UK Anti-Doping</b>	6	53	<b>59</b>	1%
ADoP	<b>Portugal Anti-Doping Agency</b>	47	8	<b>55</b>	1%
SI	<b>Sport Ireland</b>	-	54	<b>54</b>	1%
DAN	<b>Doping Authority Netherlands</b>	1	46	<b>47</b>	1%
DFSNZ	<b>Drug Free Sport New Zealand</b>	1	43	<b>44</b>	1%
ADSE	<b>Anti-Doping Sweden</b>	2	41	<b>43</b>	1%
AFLD-NADO	<b>French Anti-Doping Agency</b>	6	35	<b>41</b>	1%
ADD	<b>Anti-Doping Denmark</b>	1	39	<b>40</b>	1%
CCES	<b>Canadian Centre for Ethics in Sport</b>	-	36	<b>36</b>	1%
AMADA	<b>Azerbaijan National Anti-Doping Agency</b>	-	29	<b>29</b>	0.4%
NADA Austria	<b>National Anti-Doping Agency Austria GmbH</b>	-	27	<b>27</b>	0.4%
NADO ITALIA	<b>Italian National Anti-Doping Agency</b>	-	27	<b>27</b>	0.4%
NADC Ukraine	<b>National Anti-doping Center of Ukraine</b>	-	24	<b>24</b>	0.4%
COL-NADO	<b>Colombian NADO</b>	-	19	<b>19</b>	0.3%
POLADA	<b>Polish Anti-Doping Agency</b>	-	14	<b>14</b>	0.2%
FINCIS	<b>Finnish Center for Integrity in Sports</b>	-	13	<b>13</b>	0.2%
SLOADO	<b>Slovenian Antidoping Organization</b>	-	13	<b>13</b>	0.2%
HUNADO	<b>Hungarian Anti-Doping Agency</b>	5	8	<b>13</b>	0.2%
KADA	<b>Korea Anti-Doping Agency</b>	-	12	<b>12</b>	0.2%
TADC	<b>Turkish Anti Doping Commission</b>	1	10	<b>11</b>	0.2%
ABCD	<b>Brasilian Authority on Anti-Doping Control</b>	11	-	<b>11</b>	0.2%
SAIDS	<b>South African Institute for Drug-Free Sport</b>	-	11	<b>11</b>	0.2%
SADA	<b>Slovak Anti-Doping Agency</b>	-	9	<b>9</b>	0.1%
CADC	<b>Czech Anti-Doping Committee</b>	-	9	<b>9</b>	0.1%
QADC	<b>Qatar Antidoping Commission</b>	-	5	<b>5</b>	0.1%
CMA Monaco	<b>Monaco Anti-Doping Committee</b>	-	4	<b>4</b>	0.1%
KAZ-NADO	<b>Kazakhstan National Anti-Doping Centre</b>	-	3	<b>3</b>	0.05%
BiH-NADO	<b>Agency for Anti-Doping Control of Bosnia and Herzegovina</b>	-	3	<b>3</b>	0.05%
ANAD-Romania	<b>Romanian National Anti-Doping Agency</b>	-	3	<b>3</b>	0.05%
LTU-NADO	<b>Lithuanian Anti-Doping Agency</b>	-	3	<b>3</b>	0.05%
UAE-NADO	<b>United Arab Emirates National Anti-doping Committee</b>	-	2	<b>2</b>	0.03%
LAT-NADO	<b>Anti-Doping Bureau of Latvia</b>	-	2	<b>2</b>	0.03%
ALAD	<b>Luxembourg NADO</b>	-	1	<b>1</b>	0.02%
JADA	<b>Japan Anti-Doping Agency</b>	-	1	<b>1</b>	0.02%
<b>Totals</b>		<b>949</b>	<b>5,563</b>	<b>6,512</b>	

**Table 20: 2020 ABP Testing Figures - ASOIF Sport - Equestrian**

ADAMS Code	Testing Authority (TA)	IC	OOB	Total	%
-	-	-	-	-	-
<b>Totals</b>		<b>0</b>	<b>0</b>	<b>0</b>	

**Table 21: 2020 ABP Testing Figures - ASOIF Sport - Fencing**

ADAMS Code	Testing Authority (TA)	IC	OOB	Total	%
HUNADO	Hungarian Anti-Doping Agency	-	11	11	100%
<b>Totals</b>		<b>0</b>	<b>11</b>	<b>11</b>	

**Table 22: 2020 ABP Testing Figures - ASOIF Sport - Field Hockey**

ADAMS Code	Testing Authority (TA)	IC	OOB	Total	%
ADAK	Anti-Doping Agency of Kenya	-	5	5	56%
SIA	Sport Integrity Australia	-	4	4	44%
<b>Totals</b>		<b>0</b>	<b>9</b>	<b>9</b>	

**Table 23: 2020 ABP Testing Figures - ASOIF Sport - Football**

ADAMS Code	Testing Authority (TA)	IC	OOB	Total	%
FIFA	International Federation of Football Associations	74	50	124	38%
UEFA	Union of European Football Associations	0	60	60	19%
UKAD	UK Anti-Doping	-	45	45	14%
AFLD-NADO	French Anti-Doping Agency	-	35	35	11%
ADoP	Portugal Anti-Doping Agency	1	32	33	10%
NADA	German National Anti-Doping Agency	-	11	11	3%
NADA Austria	National Anti-Doping Agency Austria GmbH	-	4	4	1%
HUNADO	Hungarian Anti-Doping Agency	4	-	4	1%
SIA	Sport Integrity Australia	-	3	3	1%
ADAK	Anti-Doping Agency of Kenya	-	2	2	1%
ESP-NADO	Spain National Anti-Doping Agency	-	1	1	0.3%
UAE-NADO	United Arab Emirates National Anti-doping Committee	-	1	1	0.1%
<b>Totals</b>		<b>79</b>	<b>244</b>	<b>323</b>	

**Table 24: 2020 ABP Testing Figures - ASOIF Sport - Golf**

ADAMS Code	Testing Authority (TA)	IC	OOB	Total	%
-	-	-	-	-	-
<b>Totals</b>		<b>0</b>	<b>0</b>	<b>0</b>	

**Table 25: 2020 ABP Testing Figures - ASOIF Sport - Gymnastics**

ADAMS Code	Testing Authority (TA)	IC	OOB	Total	%
ABCD	Braslian Authority on Anti-Doping Control	-	3	3	60%
FIG	International Gymnastics Federation	-	2	2	40%
<b>Totals</b>		<b>0</b>	<b>5</b>	<b>5</b>	

**Table 26: 2020 ABP Testing Figures - ASOIF Sport - Handball**

<b>ADAMS Code</b>	<b>Testing Authority (TA)</b>	<b>IC</b>	<b>OOB</b>	<b>Total</b>	<b>%</b>
HUNADO	Hungarian Anti-Doping Agency	-	12	<b>12</b>	100%
<b>Totals</b>		<b>0</b>	<b>12</b>	<b>12</b>	

**Table 27: 2020 ABP Testing Figures - ASOIF Sport - Judo**

<b>ADAMS Code</b>	<b>Testing Authority (TA)</b>	<b>IC</b>	<b>OOB</b>	<b>Total</b>	<b>%</b>
HUNADO	Hungarian Anti-Doping Agency	-	26	<b>26</b>	40%
JADA	Japan Anti-Doping Agency	-	22	<b>22</b>	34%
IJF	International Judo Federation	-	6	<b>6</b>	9%
CMA Monaco	Monaco Anti-Doping Committee	-	5	<b>5</b>	8%
ADNO	Anti-Doping Norway	-	3	<b>3</b>	5%
BEL-CFWB	French Community of Belgium NADO	-	2	<b>2</b>	3%
ANAD	National Anti-Doping Agency of Tunisia	-	1	<b>1</b>	2%
<b>Totals</b>		<b>0</b>	<b>65</b>	<b>65</b>	

**Table 28: 2020 ABP Testing Figures - ASOIF Sport - Modern Pentathlon**

<b>ADAMS Code</b>	<b>Testing Authority (TA)</b>	<b>IC</b>	<b>OOB</b>	<b>Total</b>	<b>%</b>
AFLD-NADO	French Anti-Doping Agency	-	18	<b>18</b>	53%
SI	Sport Ireland	-	6	<b>6</b>	18%
ADCH	Antidoping Switzerland	-	5	<b>5</b>	15%
SIA	Sport Integrity Australia	-	2	<b>2</b>	6%
HUNADO	Hungarian Anti-Doping Agency	-	2	<b>2</b>	6%
ABCD	Brasilian Authority on Anti-Doping Control	-	1	<b>1</b>	3%
<b>Totals</b>		<b>0</b>	<b>34</b>	<b>34</b>	



**Table 29: 2020 ABP Testing Figures - ASOIF Sport - Rowing**

<b>ADAMS Code</b>	<b>Testing Authority (TA)</b>	<b>IC</b>	<b>OOB</b>	<b>Total</b>	<b>%</b>
CHINADA	China Anti-Doping Agency	-	314	<b>314</b>	24%
FISA	International Rowing Federation	1	178	<b>179</b>	13%
NADA	German National Anti-Doping Agency	-	151	<b>151</b>	11%
RUSADA	Russian National Anti-Doping Organization	22	113	<b>135</b>	10%
USADA	US Anti-Doping Agency	-	64	<b>64</b>	5%
ADCH	Antidoping Switzerland	-	61	<b>61</b>	5%
AFLD-NADO	French Anti-Doping Agency	-	58	<b>58</b>	4%
SI	Sport Ireland	1	47	<b>48</b>	4%
DFSNZ	Drug Free Sport New Zealand	-	31	<b>31</b>	2%
ADD	Anti-Doping Denmark	-	29	<b>29</b>	2%
DAN	Doping Authority Netherlands	-	26	<b>26</b>	2%
NADO ITALIA	Italian National Anti-Doping Agency	-	23	<b>23</b>	2%
UKAD	UK Anti-Doping	-	22	<b>22</b>	2%
SIA	Sport Integrity Australia	-	21	<b>21</b>	2%
NADC Ukraine	National Anti-doping Center of Ukraine	-	19	<b>19</b>	1%
FINCIS	Finnish Center for Integrity in Sports	-	19	<b>19</b>	1%
ADNO	Anti-Doping Norway	-	17	<b>17</b>	1%
CCES	Canadian Centre for Ethics in Sport	-	15	<b>15</b>	1%
NADA Austria	National Anti-Doping Agency Austria GmbH	-	14	<b>14</b>	1%
POLADA	Polish Anti-Doping Agency	-	10	<b>10</b>	1%
ANAD-Romania	Romanian National Anti-Doping Agency	-	9	<b>9</b>	1%
ADSE	Anti-Doping Sweden	-	8	<b>8</b>	1%
HUNADO	Hungarian Anti-Doping Agency	7	-	<b>7</b>	1%
CIPH	Croatian Institute of Public Health	-	6	<b>6</b>	0.5%
KADA	Korea Anti-Doping Agency	-	6	<b>6</b>	0.5%
EADA	Estonian Anti-Doping Agency	-	6	<b>6</b>	0.5%
ESP-NADO	Spain National Anti-Doping Agency	1	5	<b>6</b>	0.5%
AMADA	Azerbaijan National Anti-Doping Agency	-	5	<b>5</b>	0.4%
SAIDS	South African Institute for Drug-Free Sport	-	5	<b>5</b>	0.4%
CADC	Czech Anti-Doping Committee	-	3	<b>3</b>	0.2%
LAT-NADO	Anti-Doping Bureau of Latvia	-	3	<b>3</b>	0.2%
CMA Monaco	Monaco Anti-Doping Committee	-	3	<b>3</b>	0.2%
KAZ-NADO	Kazakhstan National Anti-Doping Centre	-	2	<b>2</b>	0.2%
ANAD	National Anti-Doping Agency of Tunisia	-	1	<b>1</b>	0.1%
<b>Totals</b>		<b>32</b>	<b>1294</b>	<b>1326</b>	

**Table 30: 2020 ABP Testing Figures - ASOIF Sport - Rugby Union**

<b>ADAMS Code</b>	<b>Testing Authority (TA)</b>	<b>IC</b>	<b>OOB</b>	<b>Total</b>	<b>%</b>
World Rugby	World Rugby	-	105	<b>105</b>	77%
ANAD-Romania	Romanian National Anti-Doping Agency	-	22	<b>22</b>	16%
AFLD-NADO	French Anti-Doping Agency	-	5	<b>5</b>	4%
ADAK	Anti-Doping Agency of Kenya	-	4	<b>4</b>	3%
<b>Totals</b>		<b>0</b>	<b>136</b>	<b>136</b>	

**Table 31: 2020 ABP Testing Figures - ASOIF Sport - Sailing**

<b>ADAMS Code</b>	<b>Testing Authority (TA)</b>	<b>IC</b>	<b>OOB</b>	<b>Total</b>	<b>%</b>
NADO ITALIA	Italian National Anti-Doping Agency	-	1	<b>1</b>	100%
<b>Totals</b>		<b>0</b>	<b>1</b>	<b>1</b>	

**Table 32: 2020 ABP Testing Figures - ASOIF Sport - Shooting**

ADAMS Code	Testing Authority (TA)	IC	OOC	Total	%
HUNADO	Hungarian Anti-Doping Agency	-	1	1	50%
ANAD-Romania	Romanian National Anti-Doping Agency	1	-	1	50%
<b>Totals</b>		<b>1</b>	<b>1</b>	<b>2</b>	

**Table 33: 2020 ABP Testing Figures - ASOIF Sport - Table Tennis**

ADAMS Code	Testing Authority (TA)	IC	OOC	Total	%
CMA Monaco	Monaco Anti-Doping Committee	1	2	3	75%
HUNADO	Hungarian Anti-Doping Agency	-	1	1	25%
<b>Totals</b>		<b>1</b>	<b>3</b>	<b>4</b>	

**Table 34: 2020 ABP Testing Figures - ASOIF Sport - Taekwondo**

ADAMS Code	Testing Authority (TA)	IC	OOC	Total	%
ADNO	Anti-Doping Norway	-	5	5	100%
<b>Totals</b>		<b>0</b>	<b>5</b>	<b>5</b>	

**Table 35: 2020 ABP Testing Figures - ASOIF Sport - Tennis**

ADAMS Code	Testing Authority (TA)	IC	OOC	Total	%
ITF	International Tennis Federation	29	905	934	97%
ADCH	Antidoping Switzerland	-	5	5	1%
ADNO	Anti-Doping Norway	-	4	4	0.4%
CMA Monaco	Monaco Anti-Doping Committee	-	3	3	0.3%
AFLD-NADO	French Anti-Doping Agency	-	3	3	0.3%
HUNADO	Hungarian Anti-Doping Agency	-	3	3	0.3%
UKAD	UK Anti-Doping	-	2	2	0.2%
JADA	Japan Anti-Doping Agency	-	2	2	0.2%
TADC	Turkish Anti Doping Commission	-	1	1	0.1%
ESP-NADO	Spain National Anti-Doping Agency	-	1	1	0.1%
NADA	German National Anti-Doping Agency	-	1	1	0.1%
<b>Totals</b>		<b>29</b>	<b>930</b>	<b>959</b>	

**Table 36: 2020 ABP Testing Figures - ASOIF Sport - Triathlon**

<b>ADAMS Code</b>	<b>Testing Authority (TA)</b>	<b>IC</b>	<b>OOB</b>	<b>Total</b>	<b>%</b>
ITU	International Triathlon Union	-	127	127	20%
NADA	German National Anti-Doping Agency	-	59	59	9%
CHINADA	China Anti-Doping Agency	-	51	51	8%
ADCH	Antidoping Switzerland	-	46	46	7%
NADOF	NADO Flanders	-	41	41	6%
RUSADA	Russian National Anti-Doping Organization	-	37	37	6%
ADD	Anti-Doping Denmark	-	29	29	4%
AFLD-NADO	French Anti-Doping Agency	-	24	24	4%
ESP-NADO	Spain National Anti-Doping Agency	-	23	23	4%
USADA	US Anti-Doping Agency	-	21	21	3%
SIA	Sport Integrity Australia	-	20	20	3%
DFSNZ	Drug Free Sport New Zealand	-	20	20	3%
NADA Austria	National Anti-Doping Agency Austria GmbH	-	18	18	3%
CCES	Canadian Centre for Ethics in Sport	-	15	15	2%
ADNO	Anti-Doping Norway	-	14	14	2%
ADSE	Anti-Doping Sweden	-	13	13	2%
HUNADO	Hungarian Anti-Doping Agency	8	4	12	2%
NADO ITALIA	Italian National Anti-Doping Agency	-	10	10	2%
BEL-CFWB	French Community of Belgium NADO	-	10	10	2%
UKAD	UK Anti-Doping	-	9	9	1%
DAN	Doping Authority Netherlands	-	8	8	1%
SI	Sport Ireland	-	8	8	1%
FINCIS	Finnish Center for Integrity in Sports	-	7	7	1%
AMADA	Azerbaijan National Anti-Doping Agency	-	7	7	1%
ALAD	Luxembourg NADO	-	4	4	1%
COL-NADO	Colombian NADO	-	3	3	0.5%
KADA	Korea Anti-Doping Agency	-	3	3	0.5%
SADA	Slovak Anti-Doping Agency	-	2	2	0.3%
SAIDS	South African Institute for Drug-Free Sport	-	2	2	0.3%
ISR-NADO	Israeli NADO	-	1	1	0.2%
ARG-CNAD	Argentina National Anti-Doping Agency	-	1	1	0.2%
BSADA	Bermuda Sport Anti- Doping Authority	-	1	1	0.2%
EADA	Estonian Anti-Doping Agency	-	1	1	0.2%
<b>Totals</b>		<b>8</b>	<b>639</b>	<b>647</b>	

**Table 37: 2020 ABP Testing Figures - ASOIF Sport - Volleyball**

<b>ADAMS Code</b>	<b>Testing Authority (TA)</b>	<b>IC</b>	<b>OOB</b>	<b>Total</b>	<b>%</b>
ADAK	Anti-Doping Agency of Kenya	-	8	8	89%
ADNO	Anti-Doping Norway	-	1	1	11%
<b>Totals</b>		<b>0</b>	<b>9</b>	<b>9</b>	

**Table 38: 2020 ABP Testing Figures - ASOIF Sport - Weightlifting**

<b>ADAMS Code</b>	<b>Testing Authority (TA)</b>	<b>IC</b>	<b>OOC</b>	<b>Total</b>	<b>%</b>
IWF	International Weightlifting Federation	-	14	<b>14</b>	34%
HUNADO	Hungarian Anti-Doping Agency	-	10	<b>10</b>	24%
JADA	Japan Anti-Doping Agency	-	6	<b>6</b>	15%
ANAD-Romania	Romanian National Anti-Doping Agency	-	5	<b>5</b>	12%
ANAD	National Anti-Doping Agency of Tunisia	-	3	<b>3</b>	7%
BNADA	Belarus National Anti-Doping Agency	-	2	<b>2</b>	5%
ESP-NADO	Spain National Anti-Doping Agency	-	1	<b>1</b>	2%
<b>Totals</b>		<b>0</b>	<b>41</b>	<b>41</b>	

**Table 39: 2020 ABP Testing Figures - ASOIF Sport - Wrestling**

<b>ADAMS Code</b>	<b>Testing Authority (TA)</b>	<b>IC</b>	<b>OOC</b>	<b>Total</b>	<b>%</b>
HUNADO	Hungarian Anti-Doping Agency	5	32	<b>37</b>	28%
AMADA	Azerbaijan National Anti-Doping Agency	-	29	<b>29</b>	22%
ADSE	Anti-Doping Sweden	-	20	<b>20</b>	15%
ADNO	Anti-Doping Norway	-	15	<b>15</b>	12%
NADA	German National Anti-Doping Agency	-	8	<b>8</b>	6%
JADA	Japan Anti-Doping Agency	-	5	<b>5</b>	4%
ADD	Anti-Doping Denmark	-	4	<b>4</b>	3%
AFLD-NADO	French Anti-Doping Agency	-	4	<b>4</b>	3%
EGY-NADO	Egyptian National Anti-doping Organization	-	2	<b>2</b>	2%
SIA	Sport Integrity Australia	-	2	<b>2</b>	2%
ANAD	National Anti-Doping Agency of Tunisia	-	2	<b>2</b>	2%
BNADA	Belarus National Anti-Doping Agency	-	1	<b>1</b>	1%
ANAD-Romania	Romanian National Anti-Doping Agency	-	1	<b>1</b>	1%
<b>Totals</b>		<b>5</b>	<b>125</b>	<b>130</b>	

**Table 40: 2020 ABP Testing Figures - AIOWF Sport - Biathlon**

ADAMS Code	Testing Authority (TA)	IC	OOB	Total	%
IBU	International Biathlon Union	92	640	732	55%
RUSADA	Russian National Anti-Doping Organization	43	158	201	15%
NADA	German National Anti-Doping Agency	-	56	56	4%
CHINADA	China Anti-Doping Agency	-	56	56	4%
ADCH	Antidoping Switzerland	-	49	49	4%
ADSE	Anti-Doping Sweden	-	37	37	3%
AFLD-NADO	French Anti-Doping Agency	-	35	35	3%
FINCIS	Finnish Center for Integrity in Sports	-	30	30	2%
ADNO	Anti-Doping Norway	-	25	25	2%
NADC Ukraine	National Anti-doping Center of Ukraine	9	13	22	2%
NADA Austria	National Anti-Doping Agency Austria GmbH	1	19	20	2%
BUL-NADO	Bulgarian Anti-doping Center	-	11	11	1%
EADA	Estonian Anti-Doping Agency	-	10	10	1%
SLOADO	Slovenian Antidoping Organization	-	7	7	1%
CCES	Canadian Centre for Ethics in Sport	-	7	7	1%
USADA	US Anti-Doping Agency	-	6	6	0.5%
KADA	Korea Anti-Doping Agency	-	6	6	0.5%
NADO ITALIA	Italian National Anti-Doping Agency	-	5	5	0.4%
CADC	Czech Anti-Doping Committee	-	3	3	0.2%
UKAD	UK Anti-Doping	-	2	2	0.2%
POLADA	Polish Anti-Doping Agency	-	2	2	0.2%
KAZ-NADO	Kazakhstan National Anti-Doping Centre	-	2	2	0.2%
SADA	Slovak Anti-Doping Agency	-	2	2	0.2%
IOC	International Olympic Committee	-	1	1	0.1%
SIA	Sport Integrity Australia	-	1	1	0.1%
<b>Totals</b>		<b>145</b>	<b>1183</b>	<b>1328</b>	

**Table 41: 2020 ABP Testing Figures - AIOWF Sport - Bobsleigh**

ADAMS Code	Testing Authority (TA)	IC	OOB	Total	%
ADCH	Antidoping Switzerland	-	20	20	71%
CMA Monaco	Monaco Anti-Doping Committee	-	4	4	14%
USADA	US Anti-Doping Agency	-	2	2	7%
LAT-NADO	Anti-Doping Bureau of Latvia	-	2	2	7%
<b>Totals</b>		<b>0</b>	<b>28</b>	<b>28</b>	

**Table 42: 2020 ABP Testing Figures - AIOWF Sport - Curling**

ADAMS Code	Testing Authority (TA)	IC	OOB	Total	%
-	-	-	-	-	-
<b>Totals</b>		<b>0</b>	<b>0</b>	<b>0</b>	

**Table 43: 2020 ABP Testing Figures - AIOWF Sport - Ice Hockey**

ADAMS Code	Testing Authority (TA)	IC	OOB	Total	%
IIHF	International Ice Hockey Federation	-	10	<b>10</b>	45%
ADSE	Anti-Doping Sweden	1	8	<b>9</b>	41%
ADNO	Anti-Doping Norway	-	2	<b>2</b>	9%
IOC	International Olympic Committee	-	1	<b>1</b>	5%
<b>Totals</b>		<b>1</b>	<b>21</b>	<b>22</b>	

**Table 44: 2020 ABP Testing Figures - AIOWF Sport - Luge**

ADAMS Code	Testing Authority (TA)	IC	OOB	Total	%
ADCH	Antidoping Switzerland	-	7	<b>7</b>	32%
RUSADA	Russian National Anti-Doping Organization	-	2	<b>2</b>	9%
LAT-NADO	Anti-Doping Bureau of Latvia	-	1	<b>1</b>	5%
<b>Totals</b>		<b>0</b>	<b>10</b>	<b>10</b>	

**Table 45: 2020 ABP Testing Figures - AIOWF Sport - Skating**

ADAMS Code	Testing Authority (TA)	IC	OOB	Total	%
ISU	International Skating Union	184	203	<b>387</b>	49%
CHINADA	China Anti-Doping Agency	-	163	<b>163</b>	21%
RUSADA	Russian National Anti-Doping Organization	5	36	<b>41</b>	5%
DAN	Doping Authority Netherlands	2	27	<b>29</b>	4%
CCES	Canadian Centre for Ethics in Sport	-	25	<b>25</b>	3%
ADNO	Anti-Doping Norway	-	22	<b>22</b>	3%
FINCIS	Finnish Center for Integrity in Sports	3	17	<b>20</b>	3%
USADA	US Anti-Doping Agency	-	16	<b>16</b>	2%
NADO ITALIA	Italian National Anti-Doping Agency	-	15	<b>15</b>	2%
ADCH	Antidoping Switzerland	-	13	<b>13</b>	2%
KADA	Korea Anti-Doping Agency	-	12	<b>12</b>	2%
NADA	German National Anti-Doping Agency	-	9	<b>9</b>	1%
HUNADO	Hungarian Anti-Doping Agency	-	9	<b>9</b>	1%
JADA	Japan Anti-Doping Agency	-	6	<b>6</b>	1%
EADA	Estonian Anti-Doping Agency	-	4	<b>4</b>	1%
ADSE	Anti-Doping Sweden	-	4	<b>4</b>	0.5%
AFLD-NADO	French Anti-Doping Agency	-	3	<b>3</b>	0.4%
POLADA	Polish Anti-Doping Agency	-	2	<b>2</b>	0.3%
NADA Austria	National Anti-Doping Agency Austria GmbH	-	2	<b>2</b>	0.3%
CADC	Czech Anti-Doping Committee	-	1	<b>1</b>	0.1%
<b>Totals</b>		<b>194</b>	<b>589</b>	<b>783</b>	

**Table 46: 2020 ABP Testing Figures - AIOWF Sport - Skiing**

<b>ADAMS Code</b>	<b>Testing Authority (TA)</b>	<b>IC</b>	<b>OOB</b>	<b>Total</b>	<b>%</b>
FIS	International Ski Federation	49	788	<b>837</b>	47%
ADNO	Anti-Doping Norway	61	183	<b>244</b>	14%
FINCIS	Finnish Center for Integrity in Sports	7	121	<b>128</b>	7%
RUSADA	Russian National Anti-Doping Organization	3	100	<b>103</b>	6%
NADA	German National Anti-Doping Agency	-	85	<b>85</b>	5%
ADSE	Anti-Doping Sweden	2	81	<b>83</b>	5%
ADCH	Antidoping Switzerland	-	83	<b>83</b>	5%
CHINADA	China Anti-Doping Agency	-	58	<b>58</b>	3%
NADA Austria	National Anti-Doping Agency Austria GmbH	-	52	<b>52</b>	3%
KAZ-NADO	Kazakhstan National Anti-Doping Centre	-	19	<b>19</b>	1%
AFLD-NADO	French Anti-Doping Agency	-	17	<b>17</b>	1%
NADO ITALIA	Italian National Anti-Doping Agency	-	12	<b>12</b>	1%
KADA	Korea Anti-Doping Agency	-	12	<b>12</b>	1%
CCES	Canadian Centre for Ethics in Sport	-	10	<b>10</b>	1%
USADA	US Anti-Doping Agency	-	10	<b>10</b>	1%
UKAD	UK Anti-Doping	-	9	<b>9</b>	0.5%
EADA	Estonian Anti-Doping Agency	-	7	<b>7</b>	0.4%
SLOADO	Slovenian Antidoping Organization	-	6	<b>6</b>	0.3%
SIA	Sport Integrity Australia	-	4	<b>4</b>	0.2%
BIH-NADO	Agency for Anti-Doping Control of Bosnia and Herzegovina	-	3	<b>3</b>	0.2%
CADC	Czech Anti-Doping Committee	-	3	<b>3</b>	0.2%
CMA Monaco	Monaco Anti-Doping Committee	-	3	<b>3</b>	0.2%
POLADA	Polish Anti-Doping Agency	-	3	<b>3</b>	0.2%
SADA	Slovak Anti-Doping Agency	-	2	<b>2</b>	0.1%
IBU	International Biathlon Union	-	2	<b>2</b>	0.1%
IOC	International Olympic Committee	-	2	<b>2</b>	0.11%
LAT-NADO	Anti-Doping Bureau of Latvia	-	1	<b>1</b>	0.06%
<b>Totals</b>		<b>122</b>	<b>1,676</b>	<b>1,798</b>	

**Table 47: Total 2020 ABP Testing Figures - ARISF Sports**

<b>Cricket</b>						
<b>ADAMS Code</b>	<b>Testing Authority (TA)</b>	<b>IC</b>	<b>OOC</b>	<b>Total</b>	<b>%</b>	
SIA	Sport Integrity Australia	-	40	<b>40</b>	100%	
<b>Totals</b>		<b>0</b>	<b>40</b>	<b>40</b>		
<b>Karate</b>						
<b>ADAMS Code</b>	<b>Testing Authority (TA)</b>	<b>IC</b>	<b>OOC</b>	<b>Total</b>	<b>%</b>	
JADA	Japan Anti-Doping Agency	-	3	<b>3</b>	75%	
ADD	Anti-Doping Denmark	-	1	<b>1</b>	25%	
<b>Totals</b>		<b>0</b>	<b>4</b>	<b>4</b>		
<b>Kickboxing</b>						
<b>ADAMS Code</b>	<b>Testing Authority (TA)</b>	<b>IC</b>	<b>OOC</b>	<b>Total</b>	<b>%</b>	
ADSE	Anti-Doping Sweden	1	6	<b>7</b>	78%	
ADNO	Anti-Doping Norway	-	2	<b>2</b>	22%	
<b>Totals</b>		<b>1</b>	<b>8</b>	<b>9</b>		
<b>Lifesaving</b>						
<b>ADAMS Code</b>	<b>Testing Authority (TA)</b>	<b>IC</b>	<b>OOC</b>	<b>Total</b>	<b>%</b>	
SIA	Sport Integrity Australia	-	7	<b>7</b>	100%	
<b>Totals</b>		<b>0</b>	<b>7</b>	<b>7</b>		
<b>Mountaineering and Climbing</b>						
<b>ADAMS Code</b>	<b>Testing Authority (TA)</b>	<b>IC</b>	<b>OOC</b>	<b>Total</b>	<b>%</b>	
RUSADA	Russian National Anti-Doping Organization	-	2	<b>2</b>	100%	
<b>Totals</b>		<b>0</b>	<b>2</b>	<b>2</b>		
<b>Muaythai</b>						
<b>ADAMS Code</b>	<b>Testing Authority (TA)</b>	<b>IC</b>	<b>OOC</b>	<b>Total</b>	<b>%</b>	
ADSE	Anti-Doping Sweden	-	9	<b>9</b>	100%	
<b>Totals</b>		<b>0</b>	<b>9</b>	<b>9</b>		
<b>Netball</b>						
<b>ADAMS Code</b>	<b>Testing Authority (TA)</b>	<b>IC</b>	<b>OOC</b>	<b>Total</b>	<b>%</b>	
SIA	Sport Integrity Australia	-	1	<b>1</b>	100%	
<b>Totals</b>		<b>0</b>	<b>1</b>	<b>1</b>		
<b>Orienteering</b>						
<b>ADAMS Code</b>	<b>Testing Authority (TA)</b>	<b>IC</b>	<b>OOC</b>	<b>Total</b>	<b>%</b>	
ADNO	Anti-Doping Norway	-	20	<b>20</b>	29%	
ADSE	Anti-Doping Sweden	-	15	<b>15</b>	21%	
ADD	Anti-Doping Denmark	-	13	<b>13</b>	19%	
ADCH	Antidoping Switzerland	-	12	<b>12</b>	17%	
FINCIS	Finnish Center for Integrity in Sports	-	10	<b>10</b>	14%	
<b>Totals</b>		<b>0</b>	<b>70</b>	<b>70</b>		



**Table 48: Total 2020 ABP Testing Figures - ARISF Sports - continued**

<b>Powerboating</b>					
<b>ADAMS Code</b>	<b>Testing Authority (TA)</b>	<b>IC</b>	<b>OOC</b>	<b>Total</b>	<b>%</b>
CMA Monaco	Monaco Anti-Doping Committee	-	3	<b>3</b>	100%
<b>Totals</b>		<b>0</b>	<b>3</b>	<b>3</b>	
<b>Roller Sports</b>					
<b>ADAMS Code</b>	<b>Testing Authority (TA)</b>	<b>IC</b>	<b>OOC</b>	<b>Total</b>	<b>%</b>
COL-NADO	Colombian NADO	-	6	<b>6</b>	33%
KADA	Korea Anti-Doping Agency	-	6	<b>6</b>	33%
ADCH	Antidoping Switzerland	-	3	<b>3</b>	17%
WSK	World Skate	2	-	<b>2</b>	11%
NADA	German National Anti-Doping Agency	-	1	<b>1</b>	6%
<b>Totals</b>		<b>2</b>	<b>16</b>	<b>18</b>	
<b>Ski Mountaineering</b>					
<b>ADAMS Code</b>	<b>Testing Authority (TA)</b>	<b>IC</b>	<b>OOC</b>	<b>Total</b>	<b>%</b>
ADCH	Antidoping Switzerland	-	22	<b>22</b>	40%
AFLD-NADO	French Anti-Doping Agency	-	13	<b>13</b>	24%
ISMF	International Ski Mountaineering Federation	-	7	<b>7</b>	13%
NADA	German National Anti-Doping Agency	-	6	<b>6</b>	11%
NADA Austria	National Anti-Doping Agency Austria GmbH	-	6	<b>6</b>	11%
IOC	International Olympic Committee	-	1	<b>1</b>	2%
<b>Totals</b>		<b>0</b>	<b>55</b>	<b>55</b>	
<b>Sport Climbing</b>					
<b>ADAMS Code</b>	<b>Testing Authority (TA)</b>	<b>IC</b>	<b>OOC</b>	<b>Total</b>	<b>%</b>
JADA	Japan Anti-Doping Agency	-	7	<b>7</b>	100%
<b>Totals</b>		<b>0</b>	<b>7</b>	<b>7</b>	
<b>Squash</b>					
<b>ADAMS Code</b>	<b>Testing Authority (TA)</b>	<b>IC</b>	<b>OOC</b>	<b>Total</b>	<b>%</b>
WSF	World Squash Federation	-	5	<b>5</b>	100%
<b>Totals</b>		<b>0</b>	<b>5</b>	<b>5</b>	
<b>Underwater Sports</b>					
<b>ADAMS Code</b>	<b>Testing Authority (TA)</b>	<b>IC</b>	<b>OOC</b>	<b>Total</b>	<b>%</b>
EGY-NADO	Egyptian National Anti-doping Organization	-	1	<b>1</b>	50%
CMAS	World Underwater Federation	-	1	<b>1</b>	50%
<b>Totals</b>		<b>0</b>	<b>2</b>	<b>2</b>	

**Table 48: Total 2020 ABP Testing Figures - AIMS Sports**

<b>Fistball</b>					
<b>ADAMS Code</b>	<b>Testing Authority (TA)</b>	<b>IC</b>	<b>OOC</b>	<b>Total</b>	<b>%</b>
IFA	International Fistball Association	-	1	1	100%
<b>Totals</b>		<b>0</b>	<b>1</b>	<b>1</b>	

<b>Ju-Jitsu</b>					
<b>ADAMS Code</b>	<b>Testing Authority (TA)</b>	<b>IC</b>	<b>OOC</b>	<b>Total</b>	<b>%</b>
ADSE	Anti-Doping Sweden	1	4	5	100%
<b>Totals</b>		<b>1</b>	<b>4</b>	<b>5</b>	

<b>Powerlifting</b>					
<b>ADAMS Code</b>	<b>Testing Authority (TA)</b>	<b>IC</b>	<b>OOC</b>	<b>Total</b>	<b>%</b>
IPF	International Powerlifting Federation	-	20	20	83%
EGY-NADO	Egyptian National Anti-doping Organization	-	4	4	17%
<b>Totals</b>		<b>0</b>	<b>24</b>	<b>24</b>	

Table 49: Total 2020 ABP Testing Figures - IPC Sports

Athletics		IC	OOC	Total	%
ADAMS Code	Testing Authority (TA)				
ADAK	Anti-Doping Agency of Kenya	-	1	1	100%
		0	1	1	
Para-Alpine Skiing		IC	OOC	Total	%
ADAMS Code	Testing Authority (TA)				
JADA	Japan Anti-Doping Agency	-	1	1	100%
		0	1	1	
Para-Athletics		IC	OOC	Total	%
ADAMS Code	Testing Authority (TA)				
IPC	International Paralympic Committee	-	27	27	20%
USADA	US Anti-Doping Agency	-	24	24	18%
ADCH	Antidoping Switzerland	-	15	15	11%
FINCIS	Finnish Center for Integrity in Sports	-	11	11	8%
SI	Sport Ireland	-	9	9	7%
ANAD	National Anti-Doping Agency of Tunisia	-	7	7	5%
CCES	Canadian Centre for Ethics in Sport	-	7	7	5%
UKAD	UK Anti-Doping	-	7	7	5%
RUSADA	Russian National Anti-Doping Organization	-	4	4	3%
DAN	Doping Authority Netherlands	-	4	4	3%
BEL-CFWB	French Community of Belgium NADO	-	4	4	3%
KADA	Korea Anti-Doping Agency	-	3	3	2%
JADA	Japan Anti-Doping Agency	-	3	3	2%
ADSE	Anti-Doping Sweden	-	2	2	1%
SIA	Sport Integrity Australia	-	2	2	1%
ESP-NADO	Spain National Anti-Doping Agency	-	2	2	1.5%
COCOM	Common Community Commission (Brussels)	-	1	1	0.7%
LAT-NADO	Anti-Doping Bureau of Latvia	-	1	1	0.7%
ADAK	Anti-Doping Agency of Kenya	-	1	1	0.7%
BUL-NADO	Bulgarian Anti-doping Center	-	1	1	0.7%
SAIDS	South African Institute for Drug-Free Sport	-	1	1	0.7%
		0	136	136	
Para-Biathlon		IC	OOC	Total	%
ADAMS Code	Testing Authority (TA)				
RUSADA	Russian National Anti-Doping Organization	-	5	5	100%
		0	5	5	

**Table 49: Total 2020 ABP Testing Figures - IPC Sports (continued)**

<b>Para-Nordic Skiing</b>					
<b>ADAMS Code</b>	<b>Testing Authority (TA)</b>	<b>IC</b>	<b>OOC</b>	<b>Total</b>	<b>%</b>
IPC	International Paralympic Committee	1	73	<b>74</b>	56%
RUSADA	Russian National Anti-Doping Organization	-	30	<b>30</b>	23%
CCES	Canadian Centre for Ethics in Sport	-	9	<b>9</b>	7%
NADC Ukraine	National Anti-doping Center of Ukraine	-	8	<b>8</b>	6%
UKAD	UK Anti-Doping	-	3	<b>3</b>	2%
ADSE	Anti-Doping Sweden	-	2	<b>2</b>	2%
NADO ITALIA	Italian National Anti-Doping Agency	-	2	<b>2</b>	2%
JADA	Japan Anti-Doping Agency	-	2	<b>2</b>	2%
ADNO	Anti-Doping Norway	1	-	<b>1</b>	1%
ADCH	Antidoping Switzerland	-	1	<b>1</b>	1%
		<b>2</b>	<b>130</b>	<b>132</b>	

<b>Para-Powerlifting</b>					
<b>ADAMS Code</b>	<b>Testing Authority (TA)</b>	<b>IC</b>	<b>OOC</b>	<b>Total</b>	<b>%</b>
ADAK	Anti-Doping Agency of Kenya	-	1	<b>1</b>	100%
		<b>0</b>	<b>1</b>	<b>1</b>	

<b>Powerlifting</b>					
<b>ADAMS Code</b>	<b>Testing Authority (TA)</b>	<b>IC</b>	<b>OOC</b>	<b>Total</b>	<b>%</b>
ADAK	Anti-Doping Agency of Kenya	-	2	<b>2</b>	100%
		<b>0</b>	<b>2</b>	<b>2</b>	

<b>Para-Swimming</b>					
<b>ADAMS Code</b>	<b>Testing Authority (TA)</b>	<b>IC</b>	<b>OOC</b>	<b>Total</b>	<b>%</b>
IPC	International Paralympic Committee	-	24	<b>24</b>	69%
CCES	Canadian Centre for Ethics in Sport	-	4	<b>4</b>	11%
ADCH	Antidoping Switzerland	-	3	<b>3</b>	9%
ADNO	Anti-Doping Norway	-	2	<b>2</b>	6%
RUSADA	Russian National Anti-Doping Organization	-	1	<b>1</b>	3%
DAN	Doping Authority Netherlands	1	-	<b>1</b>	3%
		<b>1</b>	<b>34</b>	<b>35</b>	

<b>Skiing</b>					
<b>ADAMS Code</b>	<b>Testing Authority (TA)</b>	<b>IC</b>	<b>OOC</b>	<b>Total</b>	<b>%</b>
IPC	International Paralympic Committee	-	2	<b>2</b>	100%
		<b>0</b>	<b>2</b>	<b>2</b>	

**Table 50: Total 2020 ABP Testing Figures - Sports for Athletes with an Impairment**

**Aquatics**

Sport or Discipline	ADAMS Code	Testing Authority (TA)	IC	OOB	Total	%
INAS Swimming Middle Distance 200-400m	BEL-CFWB	French Community of Belgium NADO	-	3	3	75%
CISS Swimming Middle Distance 200-400m	QADC	Qatar Antidoping Commission	-	1	1	25%
<b>Totals</b>			<b>0</b>	<b>4</b>	<b>4</b>	

**Athletics**

Sport or Discipline	ADAMS Code	Testing Authority (TA)	IC	OOB	Total	%
CISS Long Distance 3000m and greater	World Athletics - AIU	World Athletics - Athletics Integrity Unit	-	4	6	55%
	ADCH	Antidoping Switzerland	-	1		
	NADA Austria	National Anti-Doping Agency Austria GmbH	-	1		
CISS Middle Distance 800-1500m	World Athletics - AIU	World Athletics - Athletics Integrity Unit	-	4	4	36%
CISS Sprint 400m or less	LAT-NADO	Anti-Doping Bureau of Latvia	-	1	1	9%
<b>Totals</b>			<b>0</b>	<b>11</b>	<b>11</b>	

**Canoe/Kayak**

Discipline	ADAMS Code	Testing Authority (TA)	IC	OOB	Total	%
Para-Canoe Sprint	ICF	International Canoe Federation	-	4	4	100%
<b>Totals</b>			<b>0</b>	<b>4</b>	<b>4</b>	

**Cycling**

Discipline	ADAMS Code	Testing Authority (TA)	IC	OOB	Total	%
Para-Cycling Road**	USADA	US Anti-Doping Agency	-	20	118	66%
	NADOF	NADO Flanders	-	20		
	BEL-CFWB	French Community of Belgium NADO	-	16		
	ESP-NADO	Spain National Anti-Doping Agency	-	16		
	SI	Sport Ireland	-	15		
	ADCH	Antidoping Switzerland	-	14		
	SIA	Sport Integrity Australia	-	10		
	CCES	Canadian Centre for Ethics in Sport	-	3		
	DAN	Doping Authority Netherlands	-	2		
	NADA	German National Anti-Doping Agency	-	2		
Para-Cycling**	SI	Sport Ireland	-	6	39	22%
	NADOF	NADO Flanders	-	6		
	NADO ITALIA	Italian National Anti-Doping Agency	-	6		
	DAN	Doping Authority Netherlands	-	6		
	UKAD	UK Anti-Doping	-	5		
	COL-NADO	Colombian NADO	-	5		
	CCES	Canadian Centre for Ethics in Sport	-	2		
	SIA	Sport Integrity Australia	-	1		
	ADCH	Antidoping Switzerland	-	1		
	ESP-NADO	Spain National Anti-Doping Agency	-	1		
Para-Cycling Track Endurance**	CCES	Canadian Centre for Ethics in Sport	-	4	10	6%
	SIA	Sport Integrity Australia	-	2		
	SI	Sport Ireland	-	2		
	UCI	International Cycling Union	-	1		
	DAN	Doping Authority Netherlands	-	1		
Para-Cycling Track Sprint**	NADOF	NADO Flanders	-	3	13	7%
	ESP-NADO	Spain National Anti-Doping Agency	-	3		
	SI	Sport Ireland	-	3		
	USADA	US Anti-Doping Agency	-	2		
	SIA	Sport Integrity Australia	-	2		
<b>Totals</b>			<b>0</b>	<b>180</b>	<b>180</b>	

**Table 50: Total 2020 ABP Testing Figures - Sports for Athletes with an Impairment (continued)**

**Goalball**

<b>Sport or Discipline</b>	<b>ADAMS Code</b>	<b>Testing Authority (TA)</b>	<b>IC</b>	<b>OOB</b>	<b>Total</b>	<b>%</b>
-	ESP-NADO	Spain National Anti-Doping Agency	1	-	1	100%
<b>Totals</b>			<b>1</b>	<b>0</b>	<b>1</b>	

**Rowing**

<b>Discipline</b>	<b>ADAMS Code</b>	<b>Testing Authority (TA)</b>	<b>IC</b>	<b>OOB</b>	<b>Total</b>	<b>%</b>
Para-Rowing**	FISA	International Rowing Federation	-	13	41	100%
	RUSADA	Russian National Anti-Doping Organization	-	8		
	NADO ITALIA	Italian National Anti-Doping Agency	-	8		
	UKAD	UK Anti-Doping	-	7		
	SIA	Sport Integrity Australia	-	3		
	ADNO	Anti-Doping Norway	-	1		
	DAN	Doping Authority Netherlands	-	1		
<b>Totals</b>			<b>0</b>	<b>41</b>	<b>41</b>	

**Tennis**

<b>Discipline</b>	<b>ADAMS Code</b>	<b>Testing Authority (TA)</b>	<b>IC</b>	<b>OOB</b>	<b>Total</b>	<b>%</b>
Wheelchair Tennis**	ITF	International Tennis Federation	-	37	37	100%
<b>Totals</b>			<b>0</b>	<b>37</b>	<b>37</b>	

**Triathlon**

<b>Discipline</b>	<b>ADAMS Code</b>	<b>Testing Authority (TA)</b>	<b>IC</b>	<b>OOB</b>	<b>Total</b>	<b>%</b>
Para-Triathlon**	ITU	International Triathlon Union	-	15	48	100%
	USADA	US Anti-Doping Agency	-	8		
	UKAD	UK Anti-Doping	-	6		
	SIA	Sport Integrity Australia	-	6		
	ADCH	Antidoping Switzerland	-	4		
	CCES	Canadian Centre for Ethics in Sport	-	2		
	NADO ITALIA	Italian National Anti-Doping Agency	-	1		
	ESP-NADO	Spain National Anti-Doping Agency	-	1		
	AFLD-NADO	French Anti-Doping Agency	-	1		
	ANAD	National Anti-Doping Agency of Tunisia	-	1		
	JADA	Japan Anti-Doping Agency	-	1		
	FINCIS	Finnish Center for Integrity in Sports	-	1		
	NADA	German National Anti-Doping Agency	-	1		
<b>Totals</b>			<b>0</b>	<b>48</b>	<b>48</b>	

\*\* Sports and disciplines under the governance of the respective ASOIF IFs.

**Table 51: Total 2020 ABP Testing Figures - Other Sports - Code Signatories**

**Australian Rules Football**

ADAMS Code	Testing Authority (TA)	IC	OOC	Total	%
SIA	Sport Integrity Australia	-	49	<b>49</b>	100%
<b>Totals</b>		<b>0</b>	<b>49</b>	<b>49</b>	

**Ironman Triathlon**

ADAMS Code	Testing Authority (TA)	IC	OOC	Total	%
IRONMAN	World Triathlon Corporation	4	38	<b>42</b>	59%
ADCH	Antidoping Switzerland	-	18	<b>18</b>	25%
ADD	Anti-Doping Denmark	-	6	<b>6</b>	8%
SIA	Sport Integrity Australia	-	3	<b>3</b>	4%
UKAD	UK Anti-Doping	-	1	<b>1</b>	1%
DFSNZ	Drug Free Sport New Zealand	-	1	<b>1</b>	1.4%
<b>Totals</b>		<b>4</b>	<b>67</b>	<b>71</b>	

**Rugby League**

ADAMS Code	Testing Authority (TA)	IC	OOC	Total	%
AFLD-NADO	French Anti-Doping Agency	-	2	<b>2</b>	100%
<b>Totals</b>		<b>0</b>	<b>2</b>	<b>2</b>	

**Aquatics (Military or University Disciplines)**

ADAMS Code	Testing Authority (TA)	IC	OOC	Total	%
NADA Austria	National Anti-Doping Agency Austria GmbH	-	2	<b>2</b>	67%
ADSE	Anti-Doping Sweden	-	1	<b>1</b>	33%
<b>Totals</b>		<b>0</b>	<b>3</b>	<b>3</b>	

**Athletics (Military or University Disciplines)**

ADAMS Code	Testing Authority (TA)	IC	OOC	Total	%
World Athletics - AIU	World Athletics - Athletics Integrity Unit	-	1	<b>1</b>	50%
ADAK	Anti-Doping Agency of Kenya	-	1	<b>1</b>	50%
<b>Totals</b>		<b>0</b>	<b>2</b>	<b>2</b>	

**Table 52: Total 2020 ABP Testing Figures - Other Sports - non-Code Signatories (total)**

ADAMS Code	Testing Authority (TA)	IC	OOC	Total	%
-	ALL	-	188	<b>188</b>	100%
<b>Totals</b>		<b>0</b>	<b>188</b>	<b>188</b>	