



2015 Anti-Doping Rule Violations (ADRVs) Report

This Report is compiled based on cases received by WADA before 31 January 2017.

Table of Contents

	Page
Terms and Abbreviations	3
Explanations and Definitions	3
Introduction	4
Executive Summary	5
Section 1: Outcomes of 2015 AAFs¹ by Sport Category	7
Table 1 - AAF Outcomes by Sport Category.....	8
Table 2 - AAF Outcomes by Sport Category - ASOIF Sports/Disciplines.....	8
Table 3 - AAF Outcomes by Sport Category - AIOWF Sports/Disciplines.....	10
Table 4 - AAF Outcomes by Sport Category - ARISF Sports/Disciplines.....	11
Table 5 - AAF Outcomes by Sport Category - AIMS Sports/Disciplines.....	12
Table 6 - AAF Outcomes by Sport Category - IPC Sports/Disciplines.....	13
Table 7 - AAF Outcomes by Sport Category - Sports/Disciplines for Athletes with an Impairment.....	13
Table 8 - AAF Outcomes by Sport Category - Other Sports - Code Signatories.....	14
Table 9 - AAF Outcomes by Sport Category - Other Sports.....	14
Section 2: Outcomes of 2015 AAFs¹ by Testing Authority Category	16
Table 1 - AAF Outcomes by TA Category.....	17
Table 2 - AAF Outcomes by TA Category - ASOIF IFs.....	18
Table 3 - AAF Outcomes by TA Category - AIOWF IFs.....	18
Table 4 - AAF Outcomes by TA Category - ARISF IFs.....	19
Table 5 - AAF Outcomes by TA Category - AIMS IFs.....	19
Table 6 - AAF Outcomes by TA Category - MEOs.....	19
Table 7 - AAF Outcomes by TA Category - NADOs.....	20
Table 8 - AAF Outcomes by TA Category - NOCs.....	21
Table 9 - AAF Outcomes by TA Category - RADOs.....	22
Table 10 - AAF Outcomes by TA Category - Other Code Signatories.....	22
Table 11 - AAF Outcomes by TA Category - Regional Sports Organizations.....	22
Table 12 - AAF Outcomes by TA Category - National Federations.....	23
Table 13 - AAF Outcomes by TA Category - Other Sports Organizations.....	24
Section 3: Report of 2015 Non-Analytical ADRVs²	25
Table 1 - Non-Analytical ADRV Cases Committed by Athletes by Sport and Nationality.....	26
Table 2 - Non-Analytical ADRV Cases Committed by Athletes by Nationality and Sport.....	28
Table 3 - Non-Analytical ADRV Cases Committed by Athlete Support Personnel by Nationality.....	30
Table 4 - Non-Analytical ADRVs by Type of Violation-Athletes and Athlete Support Personnel.....	31
Section 4: Report of 2015 Total Analytical and Non-Analytical ADRVs²	32
Table 1 - Total ADRVs from Athletes by Sport Category.....	33
Table 2 - Total ADRVs from Athletes - ASOIF Sports by Nationality.....	33
Table 3 - Total ADRVs from Athletes - AIOWF Sports by Nationality.....	41
Table 4 - Total ADRVs from Athletes - ARISF Sports by Athlete Nationality.....	42
Table 5 - Total ADRVs from Athletes - AIMS Sports by Nationality.....	44
Table 6 - Total ADRVs from Athletes - IPC Sports by Athlete Nationality.....	46
Table 7 - Total ADRVs from Athletes - Sports for Athletes with an Impairment by Nationality.....	46
Table 8 - Total ADRVs from Athletes - Other Sports - Code Signatories by Nationality.....	47
Table 9 - Total ADRVs from Athletes - Other Sports by Nationality.....	47
Table 10 - Total ADRVs from Athletes by Nationality and Sport.....	49

¹ The AAFs in this Report are based on results reported by WADA-accredited laboratories in ADAMS for samples received between 1 January and 31 December 2015.

² The Non-Analytical ADRVs in this Report refer to ADRVs related to the World Anti-Doping Code (Code) Article 2 other than presence of a prohibited substance and based on decisions made in 2015 and received by WADA.

Terms and Abbreviations

AAF	Adverse Analytical Finding
ABP	Athlete Biological Passport
ADAMS	Anti-Doping Administration and Management System
ADRV	Anti-Doping Rule Violation
AIMS	Alliance of Independent Recognised Members of Sport
AIOWF	Association of International Olympic Winter Sports Federations
ARISF	Association of IOC Recognized International Sports Federations
ASOIF	Association of Summer Olympic International Sports Federations
ASP	Athlete Support Personnel
IF	International Federation
IPC	International Paralympic Committee
MEO	Major Event Organizer
NADO	National Anti-Doping Organization
NF	National Federation
NOC	National Olympic Committee
RADO	Regional Anti-Doping Organization
TA	Testing Authority
TUE	Therapeutic Use Exemption
(R)	A discipline which is discontinued in ADAMS based on request of the governing IF, being an event under an existing discipline or being no longer necessary for administrative purposes.
-	A "dash" represents "0" (no data) in the tables.

Explanations and Definitions

Outcomes of AAFs are classified under five categories in this Report:

Medical Reasons: Cases in which the athlete had a valid TUE that justified the presence of the prohibited substance in the athlete's sample and cases that are medically justified AAF (low-level athletes as per the definition of Athlete in the Code³).

No Case to Answer: Cases closed at results management level, excluding TUE cases. Such cases include for example: authorized route of administration for glucocorticosteroids; departure from International Standards; and cases outside WADA's jurisdiction (including non-Code signatories); and any other particular cases.

No Sanction: Cases in which the athlete was exonerated or deemed to have no fault or negligence following a full disciplinary process. For example, meat contamination cases where the athlete was exonerated are included in this category.

Pending: WADA has not received all the documentation required to validate the case decision. This may include information such as a reasoned decision, TUE, the athlete's name, etc.

ADRV: Cases closed for which a decision was rendered and an ADRV was recorded against the athlete following a full disciplinary process. The sanction was either a reprimand or a period of ineligibility.

³ The definition of 'Athlete' in the 2015 Code stipulates that "a National Anti-Doping Organization could, for example, elect to test recreational-level competitors but not to require advance TUEs." As a result, when an AAF is reported for a recreational-level athlete, the case can be closed if the athlete provides a documented medical justification for the use of the substance(s).

Introduction to 2015 ADRVs Report

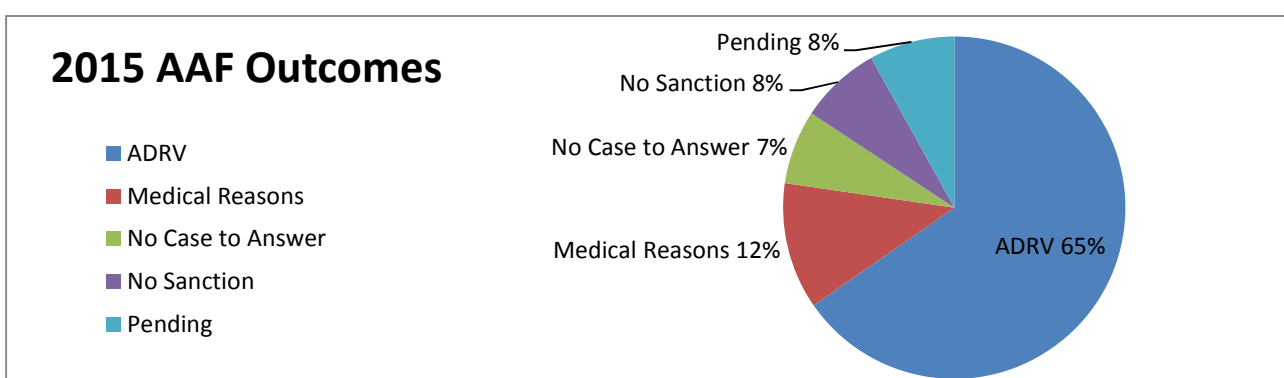
- ◆ The 2015 Anti-Doping Rule Violations (ADRVs) Report is the first year of ADRVs statistics under the 2015 World Anti-Doping Code.
- ◆ This is the third year WADA has published the ADRVs Report. The Report illustrates doping offences committed in global sport during 2015.
- ◆ The Report includes the decisions of all adverse analytical findings (AAFs) for which the samples were received by the Laboratories in 2015 as well as non-analytical anti-doping rule violations for decisions rendered in 2015. Discrepancy from ADOs' published statistics may occur due to different reporting criteria.
- ◆ An analytical ADRV refers to a violation of Code Article 2.1 (Presence of a prohibited substance or its metabolites or markers in an athlete's sample) and is based on an AAF (otherwise known as a positive result), which indicates the presence of a prohibited substance in a urine and/or blood sample collected from athletes and analyzed by a WADA-accredited laboratory.
- ◆ A non-analytical ADRV is where an athlete or athlete support person (coach, trainer, manager, agent, medical staff, parent, etc.) commits another type of ADRV that does not involve the detection of a prohibited substance in a urine or blood sample from athletes, as outlined in Code Articles 2.2 to 2.10:
 - Article 2.2 – Use or attempted use by an athlete of a prohibited substance or a prohibited method
 - Article 2.3 – Evading, refusing or failing to submit to sample collection
 - Article 2.4.1 – Whereabouts failures (any combination of three missed tests and/or filing failures within a 12-month period by an athlete)
 - Article 2.5 – Tampering or attempted tampering with any part of doping control
 - Article 2.6 – Possession of a prohibited substance or a prohibited method
 - Article 2.7 – Trafficking or attempted trafficking in any prohibited substance or prohibited method
 - Article 2.8 – Administration or attempted administration to any athlete in-competition of any prohibited substance or prohibited method, or administration or attempted administration to any athlete out-of-competition of any prohibited substance or any prohibited method that is prohibited out-of-competition.
 - Article 2.9 – Complicity (assisting, encouraging, aiding, abetting, conspiring, covering up or any other type of intentional complicity involving an anti-doping rule violation)
 - Article 2.10 – Prohibited association
- ◆ The ADRVs Report is broken down as follows:
 - An Introduction and an Executive Summary provide an overview of the Report and highlight the key figures of the data.
 - Sections 1 and 2 present the results management outcomes (including ADRVs) of all AAFs detected by WADA-accredited laboratories for samples collected from athletes in- and out-of-competition and received by the laboratories in 2015. They are presented by sport, discipline (Section 1) and testing authority (Section 2).
 - Section 3 includes ADRVs that resulted from non-analytical findings committed by athletes (presented by sport and nationality) and by athlete support personnel (presented by nationality).
 - Section 4 indicates the total number of ADRVs in 2015, which includes AAFs that resulted in an ADRV plus all non-analytical ADRVs. It presents the data by sport and nationality. It is further broken down into type of samples (urine or blood), type of test (in- or out-of-competition) and athlete gender.

¹ For the 2015 ADRVs Report, any combination of three missed tests and/or filing failures within a 12-month or 18-month period by an athlete depending on the applicable version of the Code.

Executive Summary of 2015 ADRVs Report

1. A total of 229,412 samples were received and analyzed in 2015 by WADA-accredited laboratories. 2,522 samples were reported as AAFs. Of these:

- 1,649 (65%) samples were confirmed as ADRVs (sanctions);
- 300 (12%) samples were dismissed because of a valid medical reason;
- 178 (7%) were categorized as “no case to answer” (i.e. case closed for a valid reason other than medical reasons);
- 194 (8%) samples resulted in “no sanction” because the athlete was exonerated (including but not limited to meat contamination cases);
- 201 (8%) samples were still pending.



2. Among the 1,649 ADRVs as a result of an AAF, the samples were collected from:

- 1,304 male (79%) athletes and 345 female (21%) athletes;
- 390 out-of-competition (24%) and 1,259 in-competition (76%);
- 1,644 urine and 5 blood;
- 80 sports/disciplines (as reported by the WADA-accredited laboratories in ADAMS);
- 121 nationalities².

3. A total of 280 non-analytical ADRVs³ were confirmed in 2015 and involved:

- 252 athletes of 46 nationalities² from 38 sports;
- 28 athlete support personnel of 15 nationalities².

4. Total number of ADRVs (combining analytical findings from AAFs and non-analytical findings) in 2015 are:

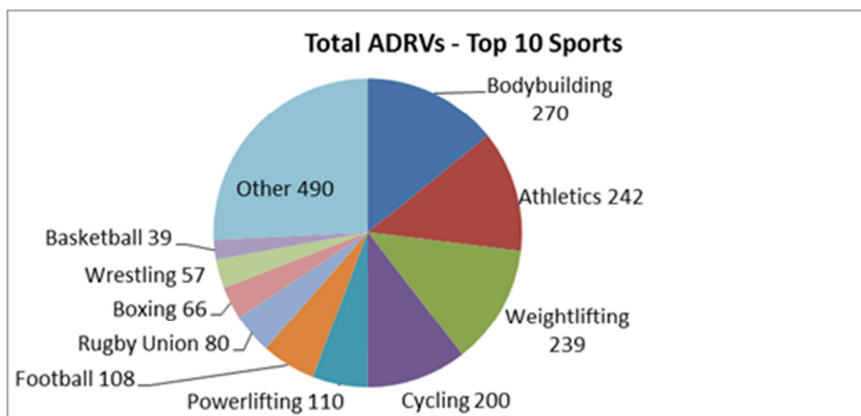
- 1,929 ADRVs (1,901 from athletes and 28 from athlete support personnel);
- 85 sports/disciplines (connected to the athletes);
- 122 nationalities².

² As indicated in the case decisions received by WADA.

³ Non-Analytical ADRVs in this Report refer to violations related to Articles 2.2 to 2.10 of the Code that do not involve the detection of a prohibited substance by a WADA-accredited laboratory.

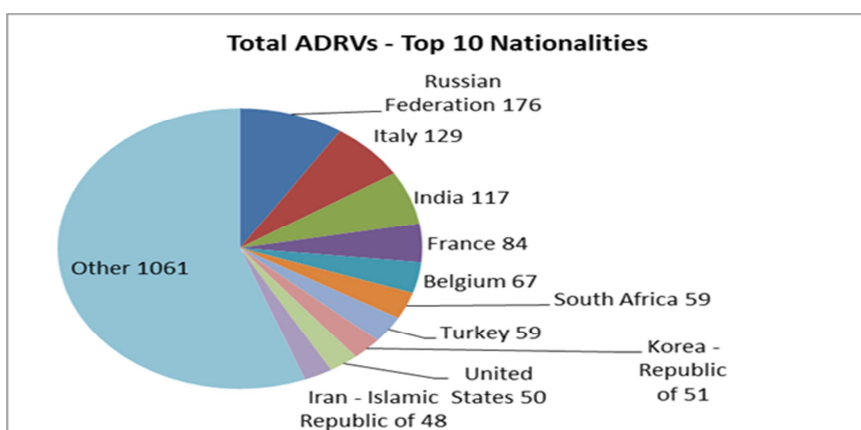
5. The sports with the highest number of ADRVs:

1. Bodybuilding (270);
2. Athletics (242);
3. Weightlifting (239);
4. Cycling (200);
5. Powerlifting (110);
6. Football (108);
7. Rugby Union (80);
8. Boxing (66);
9. Wrestling (57);
10. Basketball (39).

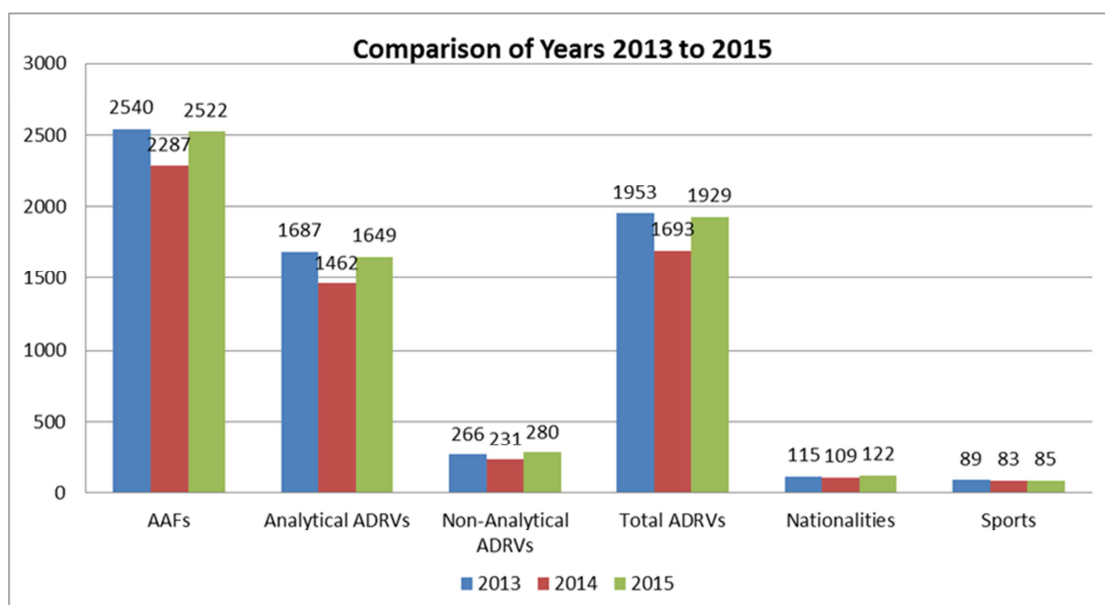


6. The nationalities² with the highest number of ADRVs:

1. Russian Federation (176);
2. Italy (129);
3. India (117);
4. France (84);
5. Belgium (67);
6. South Africa (59);
7. Turkey (59);
8. Republic of Korea (51);
9. United States (50);
10. Islamic Republic of Iran (48).



7. Comparison of Years 2013 to 2015:





Section 1: Outcomes of 2015 AAFs by Sport Category

This Report is compiled based on cases received by WADA before 31 January 2017.

Table 1- AAF Outcomes by Sport Category*

Sport Category	Total Samples**	Total AAFs**	Medical Reasons	No Case to Answer	No Sanction	Pending	ADRV***
ASOIF	180,718	1,575	196	91	143	107	1038
AIMS	7,008	431	18	9	11	45	348
ARISF	11,496	168	19	20	22	18	89
OTHER****	5,279	138	13	45	-	14	66
IPC	3,689	64	16	2	12	1	33
AIOWF	15,861	58	16	10	4	2	26
Sports for Athletes with an Impairment	3,235	54	16	1	1	14	22
OTHER-CODE SIGNATORIES	2,126	34	6	-	1	-	27
Grand Total	229,412	2,522	300	178	194	201	1649

* See page 3 for details of acronyms and terms used in the Report.

** Figures as reported in 2015 Anti-Doping Testing Figures Report, including urine and blood samples in ADAMS but not ABP samples.

*** Based on each AAF which may not be the same as the number of decisions rendered. A decision may refer to multiple AAFs from the same athlete.

**** Sports connected with organizations that are not included in the categories explicitly listed in this table.

Table 2- AAF Outcomes by Sport Category - ASOIF Sports/Disciplines*

Sport	Total Samples	Total AAFs	Medical Reasons	No Case to Answer	No Sanction	Pending	ADRV
Aquatics	12973	54	22	1	4	1	26
Aquatics	391	1	-	-	-	-	1
Diving	834	4	3	1	-	-	-
Open Water	528	4	4	-	-	-	-
Swimming	6483	28	6	-	2	-	20
Swimming Long Distance 800m+	260	1	1	-	-	-	-
Swimming Sprint 100m or less	1187	9	7	-	-	-	2
Synchronized Swimming	375	1	-	-	1	-	-
Water Polo	1870	6	1	-	1	1	3
Archery	928	7	1	1	3	1	1
Archery	868	6	1	1	3	-	1
Compound	25	1	-	-	-	1	-
Athletics	30306	265	41	11	13	24	176
Athletics	15936	141	18	8	9	11	95
Combined Events	479	1	-	-	-	-	1
Cross Country	556	3	-	-	-	-	3
Field	441	5	-	-	-	-	5
Half Marathon	139	1	-	-	-	-	1
Jumps	1286	10	3	-	1	2	4
Long Distance 3000m+	3782	24	5	1	-	4	14
Marathon	704	12	3	1	1	2	5
Middle Distance 800-1500m	1202	5	2	-	-	-	3
Mountain Running	239	6	1	-	2	-	3
Race Walk	410	20	1	-	-	3	16
Road Running	60	2	-	1	-	-	1
Sprint 400m or less	2663	19	5	-	-	-	14
Throws	1435	14	3	-	-	-	11
Track	876	2	-	-	-	2	-
Badminton	1285	2	1	-	-	-	1
Badminton	1285	2	1	-	-	-	1
Basketball	5504	64	2	1	24	2	35
Basketball	5477	63	2	1	24	1	35
Beach Basketball	8	1	-	-	-	1	-
Boxing	4842	85	4	11	4	8	58
Boxing	4756	85	4	11	4	8	58

* Sports/Disciplines as reported by laboratories in ADAMS in 2015. Only sports/disciplines with AAF results are listed in the table. Therefore, the total samples for sport may be larger than the sum of the listed disciplines.

Table 2- AAF Outcomes by Sport Category - ASOIF Sports/Disciplines* (continued)

Sport	Total Samples	Total AAFs	Medical Reasons	No Case to Answer	No Sanction	Pending	ADRV
Canoe/Kayak	4547	31	7	2	2	1	19
Canoe Kayak	3067	20	1	2	2	1	14
Canoe Polo	63	1	-	-	-	-	1
Canoe Slalom	410	4	4	-	-	-	-
Marathon	44	1	1	-	-	-	-
Middle Distance (500m)	237	3	-	-	-	-	3
Sprint (200m)	280	1	1	-	-	-	-
Wildwater	24	1	-	-	-	-	1
Cycling	22652	244	46	21	11	22	144
Cycling	5086	72	8	3	2	3	56
Cyclo-Cross	773	11	2	4	1	2	2
Mountain Bike	2187	35	5	4	4	7	15
Road	11559	111	29	9	4	8	61
Track	1400	13	1	1	-	2	9
Track Endurance	592	2	1	-	-	-	1
Equestrian	419	9	2	-	1	-	6
Dressage	54	1	1	-	-	-	-
Equestrian	124	3	-	-	-	-	3
Eventing	92	1	-	-	1	-	-
Jumping	104	4	1	-	-	-	3
Fencing	1818	6	-	-	3	-	3
Fencing	1230	4	-	-	2	-	2
Foil	223	2	-	-	1	-	1
Field Hockey	1432	6	-	-	2	-	4
Field Hockey	1385	6	-	-	2	-	4
Football	32362	160	13	12	37	7	91
Beach	197	3	1	-	-	-	2
Football	31586	149	11	12	37	7	82
Futsal	579	8	1	-	-	-	7
Golf	417	10	1	-	3	2	4
Golf	417	10	1	-	3	2	4
Gymnastics	2416	10	3	-	-	5	2
Artistic	756	4	-	-	-	3	1
Gymnastics	781	5	3	-	-	1	1
Tumbling	19	1	-	-	-	1	-
Handball	3739	25	1	1	3	1	19
Indoor	3704	25	1	1	3	1	19
Judo	5104	35	7	1	1	5	21
Judo	5104	35	7	1	1	5	21
Modern Pentathlon	642	-	-	-	-	-	-
Rowing	5288	37	4	4	1	1	27
Rowing	5288	37	4	4	1	1	27
Rugby Union	8451	80	9	5	3	3	60
Fifteens	4045	31	3	3	1	2	22
Rugby Union	2775	35	4	2	2	1	26
Sevens	1627	14	2	-	-	-	12
Sailing	815	3	-	1	-	-	2
Laser-R	24	1	-	-	-	-	1
Sailing	709	2	-	1	-	-	1
Shooting	2849	21	7	-	2	1	11
Pistol	123	1	1	-	-	-	-
Rifle	115	1	1	-	-	-	-
Shooting	2409	17	5	-	2	1	9
Shotgun	202	2	-	-	-	-	2

* Sports/Disciplines as reported by laboratories in ADAMS in 2015. Only sports/disciplines with AAF results are listed in the table. Therefore, the total samples for sport may be larger than the sum of the listed disciplines.

Table 2- AAF Outcomes by Sport Category - ASOIF Sports/Disciplines* (continued)

Sport	Total Samples	Total AAFs	Medical Reasons	No Case to Answer	No Sanction	Pending	ADRV
Table Tennis	1019	4	2	2	-	-	-
Table Tennis	1019	4	2	2	-	-	-
Taekwondo	2184	21	-	-	9	-	12
Sparring	346	2	-	-	-	-	2
Taekwondo	1789	19	-	-	9	-	10
Tennis	4451	21	5	3	2	2	9
Tennis	4447	21	5	3	2	2	9
Triathlon	4130	20	6	2	3	2	7
Duathlon	203	7	2	2	-	1	2
Triathlon	3871	13	4	-	3	1	5
Volleyball	4502	21	-	1	1	1	18
Beach	692	3	-	-	1	-	2
Volleyball	3810	18	-	1	-	1	16
Weightlifting	10262	272	8	11	8	15	230
Weightlifting	10262	272	8	11	8	15	230
Wrestling	5381	62	4	-	3	3	52
Freestyle	940	6	1	-	-	-	5
Greco-Roman	828	9	1	-	-	1	7
Women's Freestyle	42	2	-	-	-	1	1
Wrestling	3550	45	2	-	3	1	39
Grand Total	180718	1575	196	91	143	107	1038

Table 3- AAF Outcomes by Sport Category - AIOWF Sports/Disciplines*

Sport	Total Samples	Total AAFs	Medical Reasons	No Case to Answer	No Sanction	Pending	ADRV
Biathlon	1920	3	2	-	-	-	1
Biathlon	1920	3	2	-	-	-	1
Bobsleigh	854	2	-	-	-	-	2
Bobsleigh	631	2	-	-	-	-	2
Curling	265	1	-	-	-	-	1
Curling	265	1	-	-	-	-	1
Ice Hockey	3359	36	8	6	2	2	18
Ice Hockey	3200	30	8	-	2	2	18
Junior Ice Hockey	159	6	-	6	-	-	-
Luge	303	-	-	-	-	-	-
Skating	3605	6	2	1	1	-	2
Figure Skating	571	3	2	-	-	-	1
Short Track	810	1	-	-	1	-	-
Speed Skating 1500m or less	516	1	-	-	-	-	1
Synchronized Skating	26	1	-	1	-	-	-
Skiing	5555	10	4	3	1	-	2
Cross-Country	2732	7	2	2	1	-	2
Freestyle	372	1	1	-	-	-	-
Ski Jumping	303	1	1	-	-	-	-
Snowboard	356	1	-	1	-	-	-
Grand Total	15861	58	16	10	4	2	26

* Sports/Disciplines as reported by laboratories in ADAMS in 2015. Only sports/disciplines with AAF results are listed in the table. Therefore, the total samples for sport may be larger than the sum of the listed disciplines.

Table 4- AAF Outcomes by Sport Category - ARISF Sports/Disciplines*

Sport	Total Samples	Total AAFs	Medical Reasons	No Case to Answer	No Sanction	Pending	ADRV
Air Sports	139	3	-	1	-	-	2
General Aviation	18	2	-	1	-	-	1
Rotorcraft	4	1	-	-	-	-	1
American Football	677	24	5	1	9	3	6
American Football	677	24	5	1	9	3	6
Automobile Sports	471	18	2	4	1	1	10
Automobile Sports	360	10	-	3	-	1	6
Karting	46	2	-	1	1	-	-
Rally	51	6	2	-	-	-	4
Bandy	126	2	2	-	-	-	-
Bandy	126	2	2	-	-	-	-
Baseball	1538	34	3	12	2	4	13
Baseball	1538	34	3	12	2	4	13
Basque Pelota	138	5	-	-	4	-	1
Basque Pelota	138	5	-	-	4	-	1
Billiards Sports	213	5	1	-	-	1	3
Billiards	140	4	1	-	-	1	2
Pool	29	1	-	-	-	-	1
Boules Sports	163	6	2	-	-	-	4
Lawn Bowl	25	1	-	-	-	-	1
Petanque	122	5	2	-	-	-	3
Chess	70	1	-	-	-	-	1
Chess	70	1	-	-	-	-	1
Cricket	995	2	-	-	-	-	2
Cricket	993	2	-	-	-	-	2
DanceSport	313	7	1	-	-	2	4
DanceSport	174	5	1	-	-	1	3
Latin	23	1	-	-	-	-	1
Youth	5	1	-	-	-	1	-
Floorball	378	2	1	1	-	-	-
Floorball	378	2	1	1	-	-	-
Karate	936	13	-	-	1	1	11
Karate	936	13	-	-	1	1	11
Motorcycle Racing	435	9	-	-	1	2	6
Motocross	133	6	-	-	-	2	4
Road Racing	74	2	-	-	1	-	1
Track Racing	35	1	-	-	-	-	1
Mountaineering and Climbing	183	1	-	-	-	-	1
Climbing	44	1	-	-	-	-	1
Orienteering	358	1	-	-	1	-	-
Orienteering	221	1	-	-	1	-	-
Powerboating	170	2	-	1	-	1	-
Offshore	13	1	-	-	-	1	-
Powerboating	145	1	-	1	-	-	-
Roller Sports	803	4	-	-	-	-	4
Artistic	87	1	-	-	-	-	1
Inline Hockey	234	1	-	-	-	-	1
Inline Speed Skating Distance >1000m	91	2	-	-	-	-	2
Ski Mountaineering	102	2	-	-	-	-	2
Ski Mountaineering	102	2	-	-	-	-	2

* Sports/Disciplines as reported by laboratories in ADAMS in 2015. Only sports/disciplines with AAF results are listed in the table. Therefore, the total samples for sport may be larger than the sum of the listed disciplines.

Table 4- AAF Outcomes by Sport Category - ARISF Sports/Disciplines* (continued)

Sport	Total Samples	Total AAFs	Medical Reasons	No Case to Answer	No Sanction	Pending	ADRV
Softball	444	4	-	-	-	-	4
Softball	444	4	-	-	-	-	4
Squash	293	4	-	-	2	-	2
Squash	293	4	-	-	2	-	2
Sumo	147	4	-	-	-	-	4
Sumo	147	4	-	-	-	-	4
Surfing	119	2	-	-	-	2	-
Surfing	113	2	-	-	-	2	-
Tug of War	95	1	1	-	-	-	-
Tug of War	95	1	1	-	-	-	-
Underwater Sports	395	3	-	-	-	1	2
Finswimming	132	1	-	-	-	-	1
Finswimming Pool	118	2	-	-	-	1	1
Waterskiing	259	2	-	-	1	-	1
Waterskiing	107	2	-	-	1	-	1
Wushu	397	7	1	-	-	-	6
Wushu	299	7	1	-	-	-	6
Grand Total	11496	168	19	20	22	18	89

Table 5- AAF Outcomes by Sport Category - AIMS Sports/Disciplines*

Sport	Total Samples	Total AAFs	Medical Reasons	No Case to Answer	No Sanction	Pending	ADRV
Bodybuilding	1787	266	1	5	11	26	223
Bodybuilding	1422	196	1	5	2	17	171
CrossFit	6	1	-	-	-	-	1
Fitness	359	69	-	-	9	9	51
Casting	70	5	-	-	-	2	3
Casting	21	2	-	-	-	2	-
Fresh Water Sport Fishing	35	3	-	-	-	-	3
Cheer	65	2	-	-	-	-	2
Cheer	65	2	-	-	-	-	2
Darts	66	3	2	1	-	-	-
Darts	66	3	2	1	-	-	-
Draughts	20	1	-	-	-	1	-
Draughts	20	1	-	-	-	1	-
Kickboxing	537	22	1	-	-	1	20
Full Contact	21	1	-	-	-	-	1
Kickboxing	496	21	1	-	-	1	19
Lacrosse	49	1	-	-	-	-	1
Lacrosse	49	1	-	-	-	-	1
Muaythai	192	14	-	-	-	2	12
Muaythai	192	14	-	-	-	2	12
Powerlifting	3194	106	14	3	-	13	76
Bench Press	196	6	1	-	-	-	5
Force Athletique	77	2	1	-	-	-	1
Powerlifting	2921	98	12	3	-	13	70
Sambo	352	8	-	-	-	-	8
Sambo	352	8	-	-	-	-	8
Savate	46	1	-	-	-	-	1
Savate	46	1	-	-	-	-	1
Sepaktakraw	176	1	-	-	-	-	1
Sepaktakraw	162	1	-	-	-	-	1
Sleddog	20	1	-	-	-	-	1
Sleddog	20	1	-	-	-	-	1
Grand Total	7008	431	18	9	11	45	348

* Sports/Disciplines as reported by laboratories in ADAMS in 2015. Only sports/disciplines with AAF results are listed in the table. Therefore, the total samples for sport may be larger than the sum of the listed disciplines.

Table 6- AAF Outcomes by Sport Category - IPC Sports/Disciplines*

Sport	Total Samples	Total AAFs	Medical Reasons	No Case to Answer	No Sanction	Pending	ADRV
Aquatics	769	3	1	-	1	-	1
IPC Swimming	488	3	1	-	1	-	1
Athletics	1619	30	5	2	9	1	13
IPC Athletics	704	17	2	-	9	1	5
IPC Combined Events	12	1	-	-	-	-	1
IPC Long Distance 3000m+	100	1	-	-	-	-	1
IPC Sprint 400m or less	366	8	2	2	-	-	4
IPC Throws	252	1	-	-	-	-	1
IPC Wheelchair Road Race	21	2	1	-	-	-	1
Ice Sledge Hockey	118	4	2	-	-	-	2
IPC Ice Sledge Hockey	118	4	2	-	-	-	2
Powerlifting	840	20	1	-	2	-	17
IPC Powerlifting	840	20	1	-	2	-	17
Shooting	82	1	1	-	-	-	-
IPC Shooting	82	1	1	-	-	-	-
Skiing	256	6	6	-	-	-	-
IPC Alpine	88	5	5	-	-	-	-
Para-Snowboard	21	1	1	-	-	-	-
Grand Total	3689	64	16	2	12	1	33

Table 7- AAF Outcomes by Sport Category - Sports/Disciplines* for Athletes with an Impairment

Sport	Total Samples	Total AAFs	Medical Reasons	No Case to Answer	No Sanction	Pending	ADRV
Aquatics	140	2	-	-	1	-	1
IBSA Swimming	67	2	-	-	1	-	1
Archery	100	4	2	-	-	-	2
Para-Archery	100	4	2	-	-	-	2
Athletics	203	3	-	-	-	-	3
CISS Athletics	58	2	-	-	-	-	2
IBSA Athletics	75	1	-	-	-	-	1
Badminton	68	1	-	-	-	-	1
Para-Badminton	66	1	-	-	-	-	1
Basketball	297	1	-	-	-	-	1
Wheelchair Basketball	265	1	-	-	-	-	1
Bowling	18	1	-	1	-	-	-
IBSA Nine-Pin Bowling	18	1	-	1	-	-	-
Canoe/Kayak	50	1	1	-	-	-	-
Para-Canoe Sprint	50	1	1	-	-	-	-
Curling	49	2	2	-	-	-	-
Wheelchair Curling	37	2	2	-	-	-	-
Cycling	561	7	4	-	-	-	3
Para-Cycling	258	4	2	-	-	-	2
Para-Cycling Road	212	3	2	-	-	-	1
Equestrian	32	2	1	-	-	-	1
Para-Equestrian	32	2	1	-	-	-	1
Football 5-a-Side	72	2	-	-	-	-	2
Para-Football 5-a-side	72	2	-	-	-	-	2
Goalball	116	3	1	-	-	-	2
Goalball	116	3	1	-	-	-	2
Ice Hockey	45	1	-	-	-	-	1
CISS Ice Hockey	45	1	-	-	-	-	1
Judo	157	1	-	-	-	-	1
Para-Judo	156	1	-	-	-	-	1
Powerlifting	74	10	-	-	-	10	-
IBSA Powerlifting	74	10	-	-	-	10	-
Rowing	98	3	1	-	-	-	2
Para-Rowing	98	3	1	-	-	-	2
Table Tennis	187	5	1	-	-	2	2
Para-Table Tennis	187	5	1	-	-	2	2
Tennis	234	4	2	-	-	2	-
Wheelchair Tennis	232	4	2	-	-	2	-
Triathlon	82	1	1	-	-	-	-
Para-Triathlon	82	1	1	-	-	-	-
Grand Total	3235	54	16	1	1	14	22

* Sports/Disciplines as reported by laboratories in ADAMS in 2015. Only sports/disciplines with AAF results are listed in the table. Therefore, the total samples for sport may be larger than the sum of the listed disciplines.

Table 8- AAF Outcomes by Sport Category - Other Sports - Code Signatories*

Sport	Total Samples	Total AAFs	Medical Reasons	No Case to Answer	No Sanction	Pending	ADRV
Arm Wrestling	271	18	-	-	1	-	17
Arm Wrestling	271	18	-	-	1	-	17
DanceSport	6	1	-	-	-	-	1
WDC DanceSport	6	1	-	-	-	-	1
Kettlebell Lifting	50	2	-	-	-	-	2
Kettlebell Lifting	50	2	-	-	-	-	2
Kurash	53	3	-	-	-	-	3
Kurash	53	3	-	-	-	-	3
Rugby League	733	2	1	-	-	-	1
Rugby League	726	2	1	-	-	-	1
Triathlon	925	8	5	-	-	-	3
Ironman	925	8	5	-	-	-	3
Grand Total	2126	34	6	-	1	-	27

Table 9- AAF Outcomes by Sport Category - Other Sports/Disciplines*

Sport	Total Samples	Total AAFs	Medical Reasons	No Case to Answer	No Sanction	Pending	ADRV
American Football	226	9	3	-	-	-	6
Junior	3	3	2	-	-	-	1
University	223	6	1	-	-	-	5
Athletics	110	5	-	-	-	-	5
Marathon Track and Field	16	1	-	-	-	-	1
University	24	1	-	-	-	-	1
University Long Distance 3000m+	6	1	-	-	-	-	1
University Middle Distance 800-1500m	6	1	-	-	-	-	1
University Sprint 400m or less	6	1	-	-	-	-	1
Australian Rules Football	-	3	1	-	-	-	2
Australian Rules Football	-	3	1	-	-	-	2
Baseball	271	1	-	1	-	-	-
Professional Baseball	221	1	-	1	-	-	-
Basque Sports	40	1	-	1	-	-	-
Basque Sports	19	1	-	1	-	-	-
Bodybuilding	145	19	-	10	-	5	4
FISAF Fitness	9	3	-	2	-	1	-
INBA Natural Bodybuilding	37	1	-	1	-	-	-
Natural Bodybuilding (R)	82	7	-	4	-	-	3
Physique Sports	16	7	-	3	-	4	-
UIBBN Natural Bodybuilding	1	1	-	-	-	-	1
Boxing	320	15	-	10	-	1	4
BDB Professional Boxing	8	2	-	2	-	-	-
Professional Boxing	203	5	-	1	-	-	4
WBA Professional Boxing	19	1	-	1	-	-	-
WBC Professional Boxing	33	4	-	3	-	1	-
WBF Professional Boxing	23	3	-	3	-	-	-
Combat Sports	24	2	-	-	-	-	2
Combat Sports	24	2	-	-	-	-	2
Cycling	127	4	-	1	-	-	3
Amateur (R)	115	4	-	1	-	-	3
Electronic Sports	4	1	-	-	-	1	-
e-sports	4	1	-	-	-	1	-

* Sports/Disciplines as reported by laboratories in ADAMS in 2015. Only sports/disciplines with AAF results are listed in the table. Therefore, the total samples for sport may be larger than the sum of the listed disciplines. Other refers to sports/disciplines connected with organizations which are not included in the categories listed in Table 2-8.

Table 9- AAF Outcomes by Sport Category - Other Sports/Disciplines (continued)*

Sport	Total Samples	Total AAFs	Medical Reasons	No Case to Answer	No Sanction	Pending	ADRV
Field Hockey	17	1	-	-	-	-	1
Ball Hockey	5	1	-	-	-	-	1
Fistball	6	1	1	-	-	-	-
FICEP Fistball	6	1	1	-	-	-	-
Football	176	3	-	-	-	-	3
AMF Futsal	1	1	-	-	-	-	1
Indoor Football (R)	56	1	-	-	-	-	1
University	67	1	-	-	-	-	1
Gaelic Games	109	1	-	-	-	-	1
Football	67	1	-	-	-	-	1
Horse Racing	191	3	-	3	-	-	-
Horse Racing	191	3	-	3	-	-	-
Ice Hockey	21	1	1	-	-	-	-
University	20	1	1	-	-	-	-
Jiu-Jitsu	2	1	-	-	-	1	-
Jiu-Jitsu	2	1	-	-	-	1	-
Kabaddi	154	4	-	-	-	-	4
Kabaddi	152	4	-	-	-	-	4
Karate	64	9	-	7	-	-	2
Kyokushin	58	8	-	7	-	-	1
Kyokushin KWU	2	1	-	-	-	-	1
Kickboxing	8	1	1	-	-	-	-
IKF-Kickboxing	8	1	1	-	-	-	-
Kung Fu	20	1	-	-	-	-	1
Kung Fu	20	1	-	-	-	-	1
Mixed Martial Arts	484	12	1	3	-	2	6
Mixed Martial Arts	191	7	1	1	-	2	3
Shooto	6	2	-	-	-	-	2
UFC Lightweight	49	2	-	2	-	-	-
UFC Middleweight	47	1	-	-	-	-	1
Motoball	14	1	-	-	-	-	1
Motoball	14	1	-	-	-	-	1
Powerlifting	50	11	-	9	-	-	2
WDFPF Powerlifting	50	11	-	9	-	-	2
Rafting	28	2	-	-	-	-	2
Rafting	28	2	-	-	-	-	2
Rugby Union	888	18	4	-	-	-	14
Rugby League (R)	381	17	4	-	-	-	13
Touch Football (R)	17	1	-	-	-	-	1
Shooting	32	1	-	-	-	-	1
Ball-Trap	11	1	-	-	-	-	1
Skiing	108	1	-	-	-	-	1
University Cross Country	18	1	-	-	-	-	1
Strongman	5	1	1	-	-	-	-
Strongman	5	1	1	-	-	-	-
VA'A	44	3	-	-	-	3	-
Outrigger (Sprint)	44	3	-	-	-	3	-
Volleyball	69	1	-	-	-	1	-
Professional Volleyball	47	1	-	-	-	1	-
Weightlifting	31	1	-	-	-	-	1
University	31	1	-	-	-	-	1
Grand Total	5279	138	13	45	-	14	66

* Sports/Disciplines as reported by laboratories in ADAMS in 2015. Only sports/disciplines with AAF results are listed in the table. Therefore, the total samples for sport may be larger than the sum of the listed disciplines. Other refers to sports/disciplines connected with organizations which are not included in the categories listed in Table 2-8.



Section 2: Outcomes of 2015 AAFs by Testing Authority Category

This Report is compiled based on cases received by WADA before 31 January 2017.

Table 1- AAF Outcomes by TA* Category

TA Category	Total TAs	Total Samples**	Total AAFs**	Medical Reasons	No Case to Answer	No Sanction	Pending	ADRV***
National Anti-Doping Organization (NADO)	106	156261	1706	213	59	130	105	1199
Member of Association of Summer Olympic International Federations (ASOIF)	27	32413	291	50	18	45	17	161
National Federation (NF)	146	13491	152	5	35	5	37	70
Other Sports Organization****	58	3727	92	-	45	-	4	43
Member of Alliance of Independent recognised Members of Sport (AIMS)	20	910	71	-	-	-	15	56
Regional Sports Organization	53	9552	69	10	11	6	5	37
Other Code Signatories	13	3265	40	8	1	3	-	28
Regional Anti-Doping Organization (RADO)	14	1857	33	-	1	-	10	22
Multi-Sport Organization and Event (MEO)	4	2013	30	5	2	3	1	19
Member of Association of the IOC Recognised International Sports Federations (ARISF)	32	2057	22	1	3	-	7	11
Member of Association of International Olympic Winter Sports Federations (AIOWF)	7	3803	12	8	2	1	-	1
National Olympic Committee (NOC)	7	63	4	-	1	1	-	2
Grand Total	487	229,412	2,522	300	178	194	201	1,649

* The Testing Authority may have authorized a particular sample collection; however it might not be responsible for the results management process. Another organization (International Federation, National Anti-Doping Organization, or National Federation) may be the relevant Results Management Authority and therefore responsible for rendering a decision for a particular case.

** Figures as reported in 2015 Anti-Doping Testing Figures Report, including urine and blood samples in ADAMS but not athlete biological passport (ABP) samples.

*** Based on each AAF which may not be the same as the number of decisions rendered. A decision may refer to multiple AAFs from the same athlete.

**** Organizations that are not included in the categories explicitly listed in this table.

Table 2- AAF Outcomes by TA Category - ASOIF IFs

TA Name	ADAMS Code	Total Samples	Total AAFs*	Medical Reasons	No Case to Answer	No Sanction	Pending	ADRV
International Weightlifting Federation	IWF	1756	73	-	-	6	-	67
International Cycling Union	UCI	7935	53	16	8	1	3	25
International Association of Athletics Federations	IAAF	4710	44	7	1	1	7	28
International Basketball Federation	FIBA	597	21	-	-	20	-	1
International Tennis Federation	ITF	3481	17	5	3	1	2	6
International Swimming Federation	FINA	2161	14	11	1	-	-	2
United World Wrestling	UWW	1007	11	-	-	-	-	11
World Taekwondo Federation	WTF	428	11	-	-	9	-	2
World Rugby	World Rugby	2996	7	1	-	-	-	6
International Gymnastics Federation	FIG	294	5	-	-	-	5	-
International Rowing Federation	FISA	319	5	1	-	-	-	4
International Canoe Federation	ICF	239	5	3	2	-	-	-
World Archery Federation	WA	223	5	-	1	3	-	1
International Judo Federation	IJF	629	4	2	1	-	-	1
International Boxing Association	AIBA	410	3	1	-	-	-	2
International Fencing Federation	FIE	451	3	-	-	3	-	-
International Federation of Football Associations	FIFA	1255	3	1	-	-	-	2
International Table Tennis Federation	ITTF	190	3	1	1	-	-	1
International Volleyball Federation	FIVB	632	2	-	-	-	-	2
International Shooting Sport Federation	ISSF	517	1	-	-	1	-	-
International Triathlon Union	ITU	760	1	1	-	-	-	-
Badminton World Federation	BWF	444	-	-	-	-	-	-
International Handball Federation	IHF	289	-	-	-	-	-	-
International Hockey Federation	FIH	251	-	-	-	-	-	-
International Modern Pentathlon Union	UIPM	214	-	-	-	-	-	-
World Sailing	WS	161	-	-	-	-	-	-
International Equestrian Federation	FEI	64	-	-	-	-	-	-
International Golf Federation	IGF	-	-	-	-	-	-	-
Grand Total		32413	291	50	18	45	17	161

Table 3- AAF Outcomes by TA Category - AIOWF IFs

TA Name	ADAMS Code	Total Samples	Total AAFs*	Medical Reasons	No Case to Answer	No Sanction	Pending	ADRV
International Ski Federation	FIS	1589	5	3	1	1	-	-
International Ice Hockey Federation	IIHF	288	2	2	-	-	-	-
International Skating Union	ISU	1010	2	1	1	-	-	-
World Curling Federation	WCF	79	2	1	-	-	-	1
International Biathlon Union	IBU	644	1	1	-	-	-	-
International Bobsleigh and Skeleton Federation	IBSF	136	-	-	-	-	-	-
International Luge Federation	FIL	57	-	-	-	-	-	-
Grand Total		3803	12	8	2	1	-	1

* As reported in the 2015 Anti-Doping Testing Figures Report, including urine and blood samples in ADAMS but not ABP samples.

Table 4- AAF Outcomes by TA Category - ARISF IFs

TA Name	ADAMS Code	Total Samples	Total AAFs*	Medical Reasons	No Case to Answer	No Sanction	Pending	ADRV
International Automobile Federation	FIA	130	5	-	2	-	1	2
World Baseball Softball Confederation	WBSC	83	3	-	-	-	3	-
International Ski Mountaineering Federation	ISMF	58	2	-	-	-	-	2
World DanceSport Federation	WDSF	56	2	-	-	-	1	1
World Air Sports Federation	FAI	47	1	-	-	-	-	1
International Roller Sports Federation	FIRS	125	1	-	-	-	-	1
International Cricket Council	ICC	408	1	-	-	-	-	1
International Floorball Federation	IFF	87	1	-	1	-	-	-
International Sumo Federation	IFS-Sumo	59	1	-	-	-	-	1
International Surfing Association	ISA	90	1	-	-	-	1	-
International Wushu Federation	IWUF	80	1	-	-	-	-	1
Tug of War International Federation	TWIF	19	1	1	-	-	-	-
World Confederation of Billiards Sports	WCBS	8	1	-	-	-	1	-
World Karate Federation	WKF	79	1	-	-	-	-	1
Grand Total		1329	22	1	3	-	7	11

Table 5- AAF Outcomes by TA Category - AIMS IFs

TA Name	ADAMS Code	Total Samples	Total AAFs*	Medical Reasons	No Case to Answer	No Sanction	Pending	ADRV
International Federation of Bodybuilding and Fitness	IFBB	130	49	-	-	-	12	37
International Powerlifting Federation	IPF	294	9	-	-	-	-	9
International Federation of Sambo	FIAS	210	7	-	-	-	-	7
International Savate Federation	FIS-Savate	18	1	-	-	-	-	1
World Draughts Federation	FMJD	12	1	-	-	-	1	-
International Cheer Union	ICU	30	1	-	-	-	-	1
International Federation of Sleddog Sports	IFSS	14	1	-	-	-	-	1
Ju-Jitsu International Federation	JJIF	12	1	-	-	-	1	-
World Association of Kickboxing Organizations	WAKO	25	1	-	-	-	1	-
Grand Total		745	71	-	-	-	15	56

Table 6- AAF Outcomes by TA Category - MEOs

TA Name	ADAMS Code	Total Samples	Total AAFs*	Medical Reasons	No Case to Answer	No Sanction	Pending	ADRV
Pan American Sports Organization	PASO	1923	30	5	2	3	1	19
Grand Total		1923	30	5	2	3	1	19

* Only organizations with AAF results are listed in the table and the figures are as reported in the 2015 Anti-Doping Testing Figures Report, including urine and blood samples in ADAMS but not ABP samples.

Table 7 - AAF Outcomes by TA Category - NADOs

TA Name	ADAMS Code	Total Samples	Total AAFs*	Medical Reasons	No Case to Answer	No Sanction	Pending	ADRV
Russian National Anti-Doping Organization	RUSADA - Non-Compliant	12536	147	5	2	2	11	127
French Anti-Doping Agency	AFLD-NADO	7141	124	20	8	21	2	73
National Anti Doping Agency -India	IND-NADO	5162	110	-	-	1	-	109
Mexican National Anti-Doping Committee	MEX-NADO	2688	97	-	6	72	9	10
US Anti-Doping Agency	USADA	7547	77	43	4	-	-	30
South African Institute for Drug-Free Sport	SAIDS	2667	72	13	-	-	6	53
NADO Flanders	NADOF	2082	58	5	2	3	3	45
Korea Anti-Doping Agency	KADA	2884	49	1	-	-	-	48
UK Anti-Doping	UKAD	5973	48	10	6	1	-	31
Spain National Anti-Doping Agency	ESP-NADO	4470	45	11	3	2	6	23
China Anti-Doping Agency	CHINADA	13802	43	-	-	10	2	31
I.R Iran National Anti-Doping Organization	IRI-NADO	888	43	-	-	-	1	42
Turkish Anti Doping Commission	TADC	2738	43	-	1	-	-	42
Portugal Anti-Doping Agency	ADoP	3561	42	3	1	2	3	33
German National Anti-Doping Agency	NADA	13546	42	12	2	2	-	26
Poland Commission Against Doping in Sports	PANDA	2965	40	2	-	1	3	34
Swedish Sports Confederation	RF	3292	39	19	-	-	-	20
Sports Authority of Thailand	THA-NADO	2150	38	-	3	-	13	22
Canadian Centre for Ethics in Sport	CCES	2797	35	13	1	-	-	21
Italian National Anti-Doping Agency	NADO ITALIA	5377	34	1	2	-	-	31
Egyptian National Anti-doping Organization	EGY-NADO	275	29	-	-	-	-	29
Australian Sports Anti-Doping Authority	ASADA	4631	25	11	1	-	-	13
Venezuela NADO	VEN-NADO	1137	20	-	1	-	2	17
Kazakhstan National Anti-Doping Centre	KAZ-NADO	2645	19	1	-	-	-	18
Brasilian Authority on Anti-Doping Control	ABCD	1022	18	-	-	-	6	12
Netherlands Anti-Doping Authority	ADAN	1943	18	8	2	-	-	8
Anti-Doping Norway	ADN	2503	17	5	-	1	-	11
Chilean National Anti-Doping Commission	CHI-NADO	434	16	2	-	-	6	8
Anti-Doping Denmark	ADD	1418	15	2	-	-	1	12
French Community of Belgium NADO	BEL-CFWB	1269	15	2	-	-	1	12
Romanian National Anti-Doping Agency	ANAD-Romania	2951	14	-	-	-	-	14
Czech Anti-Doping Committee	CADC	1387	14	-	-	-	-	14
Saudi Arabian Antidoping Committee	KSA-NADO	958	14	-	-	1	3	10
Antidoping Switzerland	SUI-NADO	2406	14	6	-	2	4	2
Japan Anti-Doping Agency	JADA	4827	13	-	4	-	-	9
Bulgarian Anti-doping Center	BUL-NADO	523	12	1	-	-	-	11
Cuban National Anti-Doping Agency	CUB-NADO	2126	12	4	-	-	1	7
Puerto Rico Anti-Doping Organization	PUR-NADO	109	12	-	6	2	-	4
Colombian NADO	COL-NADO	1977	11	-	-	1	3	7
Guatemala NADO	GUA-OAD	90	11	-	-	4	1	6
Belarus National Anti-Doping Agency	BNADA	314	10	-	-	-	-	10
Kuwait Anti-Doping Committee	KUW-NADO	314	9	-	-	-	-	9
Anti-Doping Commission of Malta	MLT-NADO	73	9	-	-	-	-	9
Anti-Doping Agency of Serbia	ADAS	584	8	-	-	-	-	8

* Only organizations with AAF results are listed in the table and the figures are as reported in the 2015 Anti-Doping Testing Figures Report, including urine and blood samples in ADAMS but not ABP samples.

Table 7- AAF Outcomes by TA Category - NADOs (continued)

TA Name	ADAMS Code	Total Samples	Total AAFs*	Medical Reasons	No Case to Answer	No Sanction	Pending	ADRV
Hungarian Anti-Doping Agency	HUNADO	1217	8	3	-	-	-	5
Hellenic National Council for Combatting Doping	ESKAN	954	7	-	-	-	-	7
Finnish Anti-Doping Agency	FINADA	2462	7	2	-	-	-	5
Qatar Antidoping Commission	QADC	583	7	-	-	-	1	6
Anti-Doping Agency of Malaysia	ADAMAS	822	6	-	-	-	1	5
National Anti-Doping Agency of Tunisia	ANAD	453	6	-	-	-	5	1
Croatian Institute for Toxicology and Anti-Doping	CITA	528	6	-	-	-	-	6
Drug Free Sport New Zealand	DFSNZ	1087	6	2	1	-	-	3
Slovak Anti-Doping Agency	SADA	264	6	-	-	-	3	3
Algerian National Anti-Doping Organization	ALG-NADO	302	5	-	1	-	-	4
Estonian Anti-Doping Agency	EADA	209	5	-	-	-	-	5
Jordan Anti-doping Organization	JADO	36	5	-	-	-	-	5
Anti-Doping department of State Sports Medicine Centre	LAT-NADO	177	5	-	-	-	1	4
National Anti-Doping Agency Austria GmbH	NADA Austria	1569	5	2	-	-	-	3
National Anti-doping Center of Ukraine	NADC Ukraine	218	5	-	-	-	2	3
Agency for Anti-Doping Control of Bosnia and Herzegovina	BiH-NADO	248	3	-	-	-	-	3
Federacion Dominicana de Medicina del Deporte	FEDOMEDE	55	3	-	-	1	-	2
Irish Sports Council	ISC	1221	3	-	-	-	-	3
Uruguay Anti-Doping	URU-NADO	123	3	-	-	-	-	3
Luxembourg NADO	ALAD	166	2	1	-	-	-	1
Chinese Taipei Anti-Doping Agency	CTADA	264	2	-	-	-	1	1
Hong Kong Anti-Doping Committee	HKG-ADC	278	2	1	-	-	-	1
National Olympic and Sports Association of Iceland	ISL-NADO	181	2	-	-	-	1	1
Sri Lanka Anti Doping Agency	SRI-NADO	120	2	-	-	-	1	1
Anti-Doping Organization of Pakistan	ADOPak	14	1	-	-	-	-	1
Bahrain Anti-Doping Committee	BRN-NADO	35	1	-	-	-	1	-
Cyprus Anti-Doping Authority	CYADA	266	1	-	-	-	-	1
Ecuador NADO	ECU-NADO	52	1	-	-	1	-	-
Georgian Anti-Doping Agency	GEO-NADO	182	1	-	-	-	-	1
Indonesian Anti-Doping Agency	INADA	16	1	-	-	-	1	-
Jamaica Anti-Doping Commission	JADCO	473	1	-	1	-	-	-
Sports Bureau of Macao SAR Government	MAC-NADO	47	1	-	1	-	-	-
Mongolian National Anti-Doping Organization	MGL-NADO	26	1	-	-	-	-	1
National Anti-Doping Commission of Macedonia	MKD-NADO	10	1	-	-	-	-	1
Mauritius Ministry of Youth and Sports Anti-Doping Unit	MRI NADO	37	1	-	-	-	-	1
Cameroon Anti-Doping Organisation	OALUDS	39	1	1	-	-	-	-
Slovenian Antidoping Organization	SLOADO	238	1	1	-	-	-	-
United Arab Emirates National Anti-doping Committee	UAE-NADO	117	1	-	-	-	-	1
Grand Total		155271	1706	213	59	130	105	1199

Table 8- AAF Outcomes by TA Category - NOCs

TA Name	ADAMS Code	Total Samples	Total AAFs*	Medical Reasons	No Case to Answer	No Sanction	Pending	ADRV
Trinidad and Tobago Olympic Committee	TTOC	20	2	-	1	-	-	1
Morocco National Olympic Committee	CNOM	29	1	-	-	-	-	1
Guatemala National Olympic Committee	GUA-NOC	1	1	-	-	1	-	-
Grand Total		50	4	-	1	1	-	2

* Only organizations with AAF results are listed in the table and the figures are as reported in the 2015 Anti-Doping Testing Figures Report, including urine and blood samples in ADAMS but not ABP samples. .

Table 9- AAF Outcomes by TA Category - RADOs

TA Name	ADAMS Code	Total Samples	Total AAFs*	Medical Reasons	No Case to Answer	No Sanction	Pending	ADRV
Caribbean RADO	CAR-RADO	100	8	-	-	-	3	5
Africa Zone IV RADO	AFR-RADO- IV	135	7	-	-	-	1	6
Africa Zone I RADO	AFR-RADO-I	271	5	-	-	-	-	5
Oceania RADO	O-RADO	489	5	-	1	-	4	-
West Asia RADO	W-ASIA-RADO	57	4	-	-	-	1	3
Africa Zone VI RADO	AFR-RADO-VI	149	2	-	-	-	1	1
Indian Ocean RADO	IND-OCE-RADO	75	1	-	-	-	-	1
Central Asia RADO	RADOCA-RADO	138	1	-	-	-	-	1
Grand Total		1414	33	-	1	-	10	22

Table 10- AAF Outcomes by TA Category - Other Code Signatories

TA Name	ADAMS Code	Total Samples	Total AAFs*	Medical Reasons	No Case to Answer	No Sanction	Pending	ADRV
World Arm Wrestling Federation	WAF	139	13	-	-	-	-	13
International Paralympic Committee	IPC	1074	12	3	1	3	-	5
World Triathlon Corporation	WTC	679	6	5	-	-	-	1
International University Sport Federation	FISU	885	5	-	-	-	-	5
International Union of Kettlebell Lifting	IUKL	26	2	-	-	-	-	2
International Committee of Sports for the Deaf	ICSD / CISS	109	1	-	-	-	-	1
World Dance Council	WDC	18	1	-	-	-	-	1
Grand Total		2930	40	8	1	3	-	28

Table 11- AAF Outcomes by TA Category - Regional Sports Organizations

TA Name	ADAMS Code	Total Samples	Total AAFs*	Medical Reasons	No Case to Answer	No Sanction	Pending	ADRV
South American Football Confederation	CSF/CONMEBOL	1537	13	1	2	5	-	5
Comité d'Organisation des Jeux Africains	COJA	570	8	1	-	-	-	7
Asian Federation of Bodybuilding & Fitness	AFBF	27	6	-	-	-	-	6
European Masters Weightlifting Committee	EUR-WL	55	6	-	5	-	1	-
Union of European Football Associations	UEFA	2654	5	1	-	-	1	3
European Athletics Association	EA	764	3	2	1	-	-	-
European Armwrestling Federation	EAF	59	3	-	-	-	-	3
European Boxing Union	EBU	90	3	-	2	-	-	1
European Olympic Committees	EOC	973	3	1	-	-	-	2
European Powerlifting Federation	EPF	114	3	2	-	-	-	1
Arab Cycling Federation	ARAB-CYC	27	2	-	-	1	-	1
African Football Confederation	CAF	404	2	-	-	-	-	2
Confederation of North, Central America and Caribbean Association Football	CONCACAF	61	2	-	-	-	-	2
Asian Athletics Association	AAA	65	1	1	-	-	-	-
Asian Football Confederation	AFC	334	1	-	-	-	-	1
Asean Para Sports Federation	APSF	120	1	-	-	-	-	1
Comité International des Jeux des îles de l'Océan Indien	CIJ	89	1	-	-	-	1	-
European Professional Club Rugby	EPCR	109	1	-	1	-	-	-
European Volleyball Confederation	EUR-VB	91	1	-	-	-	-	1
Judo Union of Asia	JUA	129	1	-	-	-	1	-
Central American and Caribbean Athletic Association	NACAC	30	1	-	-	-	1	-
North American Powerlifting Association	NAm-PL	14	1	-	-	-	-	1
Nordic Powerlifting Federation	NPF	5	1	1	-	-	-	-
Grand Total		8321	69	10	11	6	5	37

* Only organizations with AAF results are listed in the table and the figures are as reported in the 2015 Anti-Doping Testing Figures Report, including urine and blood samples in ADAMS but not ABP samples.

Table 12- AAF Outcomes by TA Category - National Federations

TA Name	ADAMS Code	Total Samples	Total AAFs*	Medical Reasons	No Case to Answer	No Sanction	Pending	ADRV
Brazilian Football Confederation	BRA-CBF	4652	11	-	-	-	1	10
Canadian Powerlifting Union	CAN-CPU	73	10	2	-	-	5	3
Guatemala National Football Federation	GUA-FNFG	71	10	-	-	1	1	8
Algerian Football Federation	ALG-FOO	1076	8	-	-	-	-	8
Basque Anti-Doping Agency	ESP-Vasco	298	8	-	7	1	-	-
Swedish Bodybuilding and Fitness Federation	SWE-BB	21	8	-	-	-	8	-
Federation of German Professional Boxers	BDB	90	7	-	6	-	-	1
Venezuelan Professional Baseball League	VEN-ProBB	113	7	-	7	-	-	-
Mongolian Bodybuilding Fitness Federation	MGL-BY	6	5	-	-	-	-	5
USA Powerlifting	USA-USAPL	52	5	-	-	-	4	1
Royal Belgian Cycling League	BEL-CY	259	4	-	-	-	3	1
Kenya Athletics Federation	KEN-ATHL	50	4	-	-	-	2	2
Italian Paralympic Committee	CIP	104	3	-	-	-	-	3
Catalan Bodybuilding Federation	ESP-FCF	14	3	-	3	-	-	-
Great Britain Powerlifting Federation	GBR-GBPF	74	3	-	-	-	-	3
Mongolian Weightlifting Federation	MGL WF	15	3	-	-	-	3	-
Malta Football Association	MLT-FOO	156	3	-	-	-	-	3
Monaco Boxing Federation	MON-BX	12	3	-	1	-	2	-
Russian Powerlifting Federation	RUS-RPF	23	3	-	-	-	-	3
Brazilian Automobile Confederation	BRA-CBAU	32	2	-	-	-	-	2
Brazilian Judo Confederation	BRA-CBJ	44	2	-	-	-	-	2
Brazilian Paralympic Committee	CPB	158	2	-	-	-	-	2
Finnish Professional Boxing Federation	FIN-ProBOX	4	2	-	2	-	-	-
British Drug Free Powerlifting Association	GBR-BDFPA	104	2	-	2	-	-	-
Italian Powerlifting Federation	ITA-PL	23	2	-	-	-	-	2
Mexican Football Federation	MEX-FO	2	2	-	-	2	-	-
Mexican Federation of Motorcycle Racing	MEX-MR	8	2	-	-	-	2	-
Northern Ireland Powerlifting Federation	NIR-PL	7	2	-	-	-	1	1
Thailand Weightlifting Federation	THA WF	45	2	-	-	-	-	2
Turkish Basketball Federation	TUR-BAS	459	2	-	-	-	-	2
Association of Rowing Clubs	ACT	99	1	-	1	-	-	-
Algerian Athletic Federation	ALG-ATH	6	1	1	-	-	-	-
Argentina Rugby Union	ARG-UAR	42	1	-	-	-	-	1
Brazilian Athletics Confederation	BRA-ATH	381	1	-	-	-	1	-
Rio de Janeiro Football Federation	BRA-FFERJ	196	1	-	-	-	-	1
Brazilian Mixed Martial Arts Commission (CABMMA)	BRA-MMA	6	1	-	-	-	1	-
Chinese Athletic Association	CHN-AT	17	1	-	-	-	1	-
Spanish Federation of Bodybuilding and Fitness	ESP-BB	8	1	-	-	-	1	-
Basque Rowing Federation	ESP-FVR	20	1	-	1	-	-	-
El Salvador Judo Federation	FESAJUDO	30	1	1	-	-	-	-
German Youth Force Sports Association	GER-DJK	12	1	1	-	-	-	-

* Only organizations with AAF results are listed in the table and the figures are as reported in the 2015 Anti-Doping Testing Figures Report, including urine and blood samples in ADAMS but not ABP samples.

Table 12- AAF Outcomes by TA Category - National Federations (continued)

TA Name	ADAMS Code	Total Samples	Total AAFs*	Medical Reasons	No Case to Answer	No Sanction	Pending	ADRV
German Football Federation	GER-FOOT	784	1	-	1	-	-	-
German Boxing Association	GER-ProBOX	3	1	-	1	-	-	-
German Triathlon Union	GER-TR	68	1	-	-	1	-	-
German Wrestling Federation	GER-WR	16	1	-	-	-	-	1
German Natural Bodybuilding & Fitness Federation	GMBF	68	1	-	1	-	-	-
Korea Professional Football League	KOR-FB	187	1	-	-	-	-	1
Korea Baseball Organization	KOR-KBO	221	1	-	1	-	-	-
Korea Motorboat Racing Association	KOR-MOTB	120	1	-	1	-	-	-
Korea Volleyball Federation	KOR-VBP	47	1	-	-	-	1	-
Niger Athletics Federation	NIG-ATHL	13	1	-	-	-	-	1
Turkish Football Federation	TUR-FB	1331	1	-	-	-	-	1
Grand Total		11720	152	5	35	5	37	70

Table 13- AAF Outcomes by TA Category - Other Sports Organizations**

TA Name	ADAMS Code	Total Samples	Total AAFs*	Medical Reasons	No Case to Answer	No Sanction	Pending	ADRV
Other		2430	92	-	45	-	4	43

* Only organizations with AAF results are listed in the table and the figures are as reported in the 2015 Anti-Doping Testing Figures Report, including urine and blood samples in ADAMS but not ABP samples.

** Organizations that are not included in the categories listed in Table 2-12.



Section 3: Report of 2015 Non-Analytical ADRVs¹

This Report is compiled based on cases received by WADA before 31 January 2017.

¹ The Non-Analytical ADRVs in this Report refer to ADRVs related to the World Anti-Doping Code (Code) article 2 other than presence of a prohibited substance and were based on decisions made in 2015 and received by WADA.

Table 1- Non-Analytical ADRV Cases Committed by Athletes by Sport and Nationality*

Sport-Athlete Nationality	ADRV Cases	Sport-Athlete Nationality	ADRV Cases
American Football	2	Boxing	4
CANADA	1	CHINA	1
CZECH REPUBLIC	1	ITALY	2
Aquatics	2	SWITZERLAND	1
CROATIA	1	Broomball	1
ECUADOR	1	CANADA	1
Athletics	45	Cycling	50
BELARUS	2	AUSTRIA	5
COLOMBIA	1	BELGIUM	2
ESTONIA	1	CANADA	1
ETHIOPIA	1	COLOMBIA	1
GERMANY	1	CZECH REPUBLIC	1
ITALY	4	FRANCE	5
MALTA	1	GERMANY	1
MOROCCO	4	GREECE	1
PORTUGAL	1	ITALY	23
RUSSIAN FEDERATION	12	MEXICO	1
RWANDA	1	NETHERLANDS	1
SAUDI ARABIA	1	NEW ZEALAND	1
SOUTH AFRICA	1	NORWAY	1
SPAIN	4	POLAND	1
SWEDEN	1	SPAIN	2
TURKEY	6	UNITED KINGDOM	1
UKRAINE	2	UNITED STATES	2
UNITED STATES	1	Equestrian	2
Baseball	4	ITALY	1
GERMANY	1	UNITED ARAB EMIRATES	1
ITALY	2	Fistball	1
UNITED STATES	1	FRANCE	1
Basketball	2	Floorball	1
FRANCE	1	SWITZERLAND	1
ITALY	1	Football	14
Bodybuilding	43	BELGIUM	1
AUSTRALIA	1	BRAZIL	2
BELGIUM	11	FRANCE	1
CROATIA	1	ITALY	5
CZECH REPUBLIC	6	MALTA	1
FRANCE	1	SWITZERLAND	4
ITALY	8	Handball	1
JORDAN	2	CZECH REPUBLIC	1
NETHERLANDS	1	Ice Hockey	2
NORWAY	4	UNITED KINGDOM	1
POLAND	3	UNITED STATES	1
SLOVAKIA	2		
SOUTH AFRICA	2		
TURKEY	1		

* As indicated in the case decisions received by WADA.

Table 1- Non-Analytical ADRV Cases by Sport and Nationality* (continued)

Sport-Athlete Nationality	ADRV Cases	Sport-Athlete Nationality	ADRV Cases
Judo	3	Skating	2
BELGIUM	1	ITALY	2
FRANCE	1	Skiing	3
SWITZERLAND	1	AUSTRIA	1
Karate	3	FRANCE	1
FRANCE	2	SWITZERLAND	1
UNITED KINGDOM	1	Street and Ball Hockey	1
Kickboxing	5	CZECH REPUBLIC	1
BELGIUM	1	Tennis	2
FRANCE	3	RUSSIAN FEDERATION	1
ITALY	1	TURKEY	1
Motorcycle Racing	1	Triathlon	8
GUATEMALA	1	FRANCE	1
Muaythai	1	HONG KONG	1
FRANCE	1	ITALY	2
Powerboating	1	NEW ZEALAND	1
ITALY	1	UNITED STATES	3
Powerlifting	15	Volleyball	1
AUSTRALIA	2	CYPRUS	1
AUSTRIA	12	Weightlifting	8
BELGIUM	1	ITALY	1
Rafting	1	LATVIA	1
ITALY	1	NEW ZEALAND	3
Roller Sports	3	RUSSIAN FEDERATION	1
ITALY	3	SWITZERLAND	1
Rowing	1	UNITED STATES	1
GERMANY	1	Wheelchair Basketball	1
Rugby League	5	UNITED STATES	1
AUSTRALIA	5	Wrestling	5
Rugby Union	6	AZERBAIJAN	1
AUSTRALIA	1	EGYPT	1
NEW ZEALAND	1	GERMANY	1
UNITED KINGDOM	4	INDIA	2
Sailing	1	Wushu	1
PORTUGAL	1	CHINA	1
		Grand Total	252

* As indicated in the case decisions received by WADA.

Table 2- Non-Analytical ADRV Cases Committed by Athletes by Nationality* and Sport

Athlete Nationality-Sport	ADRV Cases	Athlete Nationality-Sport	ADRV Cases
AUSTRALIA	7	ESTONIA	1
Bodybuilding	1	Athletics	1
Rugby League	5	ETHIOPIA	1
Rugby Union	1	Athletics	1
AUSTRIA	20	FRANCE	18
Cycling	5	Basketball	1
Powerlifting	14	Bodybuilding	1
Skiing	1	Cycling	5
AZERBAIJAN	1	Fistball	1
Wrestling	1	Football	1
BELARUS	2	Judo	1
Athletics	2	Karate	2
BELGIUM	17	Kickboxing	3
Bodybuilding	11	Muaythai	1
Cycling	2	Skiing	1
Football	1	Triathlon	1
Judo	1	GERMANY	5
Kickboxing	1	Athletics	1
Powerlifting	1	Baseball	1
BRAZIL	2	Cycling	1
Football	2	Rowing	1
CANADA	3	Wrestling	1
American Football	1	GREECE	1
Broomball	1	Cycling	1
Cycling	1	GUATEMALA	1
CHINA	2	Motorcycle Racing	1
Boxing	1	HONG KONG	1
Wushu	1	Triathlon	1
COLOMBIA	2	INDIA	2
Athletics	1	Wrestling	2
Cycling	1	ITALY	57
CROATIA	2	Athletics	4
Aquatics	1	Baseball	2
Bodybuilding	1	Basketball	1
CYPRUS	1	Bodybuilding	8
Volleyball	1	Boxing	2
CZECH REPUBLIC	10	Cycling	23
American Football	1	Equestrian	1
Bodybuilding	6	Football	5
Cycling	1	Kickboxing	1
Handball	1	Powerboating	1
Street and Ball Hockey	1	Rafting	1
ECUADOR	1	Roller Sports	3
Aquatics	1	Skating	2
EGYPT	1	Triathlon	2
Wrestling	1	Weightlifting	1

* As indicated in the case decisions received by WADA.

Table 2- Non-Analytical ADRV Cases by Nationality* and Sport (continued)

Athlete Nationality-Sport	ADRV Cases	Athlete Nationality-Sport	ADRV Cases
JORDAN	2	SOUTH AFRICA	3
Bodybuilding	2	Athletics	1
LATVIA	1	Bodybuilding	2
Weightlifting	1	SPAIN	6
MALTA	2	Athletics	4
Athletics	1	Cycling	2
Football	1	SWEDEN	1
MEXICO	1	Athletics	1
Cycling	1	SWITZERLAND	9
MOROCCO	4	Boxing	1
Athletics	4	Floorball	1
NETHERLANDS	2	Football	4
Bodybuilding	1	Judo	1
Cycling	1	Skiing	1
NEW ZEALAND	6	Weightlifting	1
Cycling	1	TURKEY	8
Rugby Union	1	Athletics	6
Triathlon	1	Bodybuilding	1
Weightlifting	3	Tennis	1
NORWAY	5	UKRAINE	2
Bodybuilding	4	Athletics	2
Cycling	1	UNITED ARAB EMIRATES	1
POLAND	4	Equestrian	1
Bodybuilding	3	UNITED KINGDOM	7
Cycling	1	Cycling	1
PORTUGAL	2	Ice Hockey	1
Athletics	1	Karate	1
Sailing	1	Rugby Union	4
RUSSIAN FEDERATION	14	UNITED STATES	10
Athletics	12	Athletics	1
Tennis	1	Baseball	1
Weightlifting	1	Cycling	2
RWANDA	1	Ice Hockey	1
Athletics	1	Triathlon	3
SAUDI ARABIA	1	Weightlifting	1
Athletics	1	Wheelchair Basketball	1
SLOVAKIA	2	Grand Total	252
Bodybuilding	2		

* As indicated in the case decisions received by WADA.

Table 3- Non-Analytical ADRV Cases Committed by Athlete Support Personnel by Nationality*

Nationality	Athlete Support Personnel
AUSTRIA	1
BELGIUM	1
BRAZIL	1
IRAN - ISLAMIC REPUBLIC OF	3
ITALY	7
MEXICO	2
MOROCCO	1
PANAMA	1
ROMANIA	1
RUSSIAN FEDERATION	3
SAUDI ARABIA	1
SPAIN	1
SWITZERLAND	1
TURKEY	3
UKRAINE	1
Grand Total	28

* As indicated in the case decisions received by WADA.

Table 4: Non-Analytical ADRVs by Type of Violation-Athletes and Athlete Support Personnel (ASP)

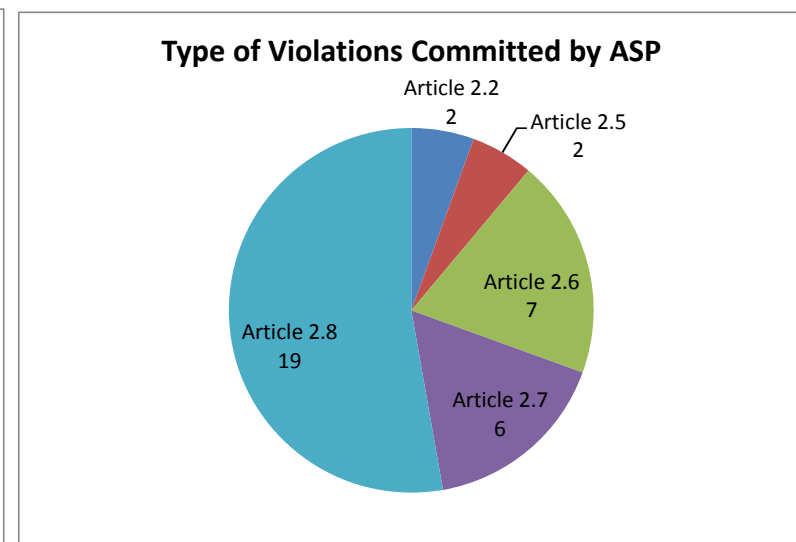
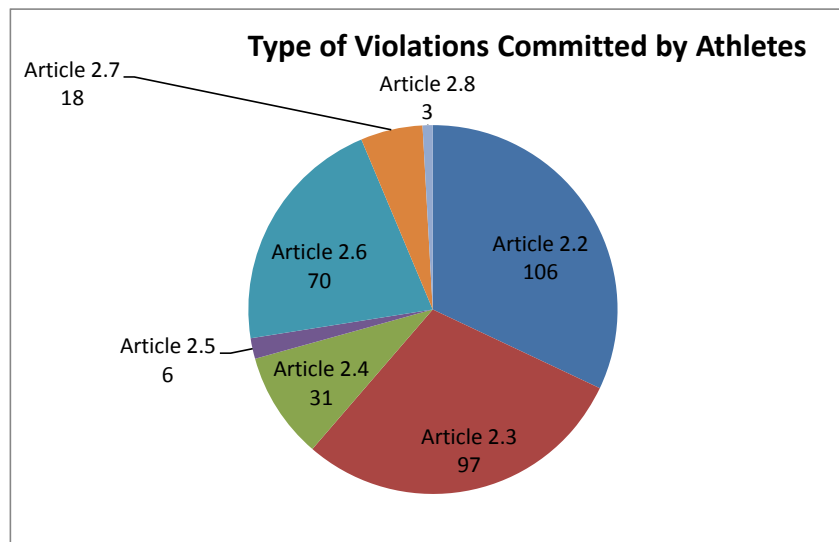
Type of Violations according to Code Articles*	Occurrences**	Occurrences**
	-Athletes	-ASP
Article 2.2 - Use or attempted use***	106	2
Article 2.3 - Refusing, failing without compelling justification or evading	97	-
Article 2.4 - Whereabouts violations****	31	-
Article 2.5 - Tampering or attempted tampering	6	2
Article 2.6 - Possession	70	7
Article 2.7 - Trafficking or attempted trafficking	18	6
Article 2.8 - Administration, attempted administration or assisting, encouraging, aiding, abetting, covering up, etc.	3	19
Article 2.9 - Complicity	3	4
Article 2.10 - Prohibited Association	1	-
Grand Total	335	40

* One case was recorded in 2015 in relation to Article 10.12.1 of the 2015 World Anti-Doping Code - Violation of the prohibition against participation during ineligibility and was not included in this table.

** Cases that are classified under multiple Code article violations are calculated as single occurrences for each type of violation. Therefore, the number of total occurrences is larger than that of non-analytical ADRV cases listed in Table 1, Table 2 and Table 3 of this section.

*** Including 26 ADRVs that were a direct result of Athlete Biological Passport (ABP).

**** Three missed tests and/or filing failures within 18 months or 12 months in line with Article 2.4 of the 2009 or the 2015 World-Anti Doping Code depending on the applicable version of the Code (see Question 18 of Q&A).





Section 4: Report of 2015 Total Analytical¹ and Non-Analytical² ADRVs

This Report is compiled based on cases received by WADA before 31 January 2017.

¹ The Analytical ADRVs in this Report refer to violations of Code Article 2.1 (Presence of a prohibited substance or its metabolites or markers in an athlete's sample) as the results of AAFs (otherwise known as positive results) related to a urine and/or blood sample received by WADA-accredited laboratories in 2015.

² The Non-Analytical ADRVs in this Report refer to ADRVs related to the World Anti-Doping Code (Code) Article 2 other than presence of a prohibited substance and based on decisions made in 2015 and received by WADA.

Table 1- Total ADRVs from Athletes* by Sport Category

Ranking by Total ADRVs	Sport - Nationality	Urine				Blood			Total	Total	Total ADRVs
		Out-of-Competition		In-Competition		Out-of-Competition	In-Competition	Analytical	Non-Analytical		
		M	F	M	F	M	F	M	ADRVs**	ADRVs	
1	ASOIF	167	56	622	190	2	-	1	1038	155	1193
2	AIMS	101	8	196	42	-	-	1	348	65	413
3	ARISF	8	4	63	14	-	-	-	89	16	105
4	Other**	23	1	37	5	-	-	-	66	3	69
5	IPC	7	2	18	5	-	1	-	33	-	33
6	Other Code Signatories	1	1	23	2	-	-	-	27	5	32
7	AIOWF	1	2	21	2	-	-	-	26	7	33
8	Sports for Athletes with an Impairment	3	2	9	8	-	-	-	22	1	23
	Grand Total	311	76	989	268	2	1	2	1649	252	1901

* The 28 non-analytical ADRVs from Athlete Support Personnel are not included in the tables of this section

** Based on each AAF which may not be the same as the number of decisions rendered. A decision may refer to multiple AAFs from the same athlete

*** Sports connected with organizations that are not included in the categories explicitly listed in this table

Table 2- Total ADRVs from Athletes - ASOIF Sports by Nationality***

Ranking by Total ADRVs	Sport - Nationality	Urine				Blood			Total	Total	Total ADRVs
		Out-of-Competition		In-Competition		Out-of-Competition	In-Competition	Analytical	Non-Analytical		
		M	F	M	F	M	F	M	ADRVs	ADRVs	
9	Aquatics	5	2	14	5	-	-	-	26	2	28
	BELARUS	1	-	-	-	-	-	-	1	-	1
	CHINA	2	-	-	-	-	-	-	2	-	2
	CROATIA	-	-	-	-	-	-	-	-	1	1
	ECUADOR	-	-	-	-	-	-	-	-	1	1
	FRANCE	-	-	-	1	-	-	-	1	-	1
	INDIA	-	-	3	-	-	-	-	3	-	3
	IRAN - ISLAMIC REPUBLIC OF	-	-	1	-	-	-	-	1	-	1
	ITALY	-	-	1	2	-	-	-	3	-	3
	KAZAKHSTAN	-	-	2	-	-	-	-	2	-	2
	LATVIA	-	-	1	-	-	-	-	1	-	1
	PERU	-	-	1	-	-	-	-	1	-	1
	PORTUGAL	-	-	1	1	-	-	-	2	-	2
	RUSSIAN FEDERATION	1	2	-	-	-	-	-	3	-	3
	SERBIA	-	-	2	-	-	-	-	2	-	2
	SOUTH AFRICA	-	-	-	1	-	-	-	1	-	1
	THAILAND	1	-	-	-	-	-	-	1	-	1
	POLAND	-	-	2	-	-	-	-	2	-	2
25	Archery	-	-	-	1	-	-	-	1	-	1
	INDONESIA	-	-	-	1	-	-	-	1	-	1
2	Athletics	37	16	72	50	1	-	-	176	45	221
	ALGERIA	-	-	-	1	-	-	-	1	-	1
	AZERBAIJAN	1	-	-	1	-	-	-	2	-	2
	BAHRAIN	-	-	1	-	-	-	-	1	-	1
	BELARUS	1	-	3	1	1	-	-	6	2	8
	BELGIUM	-	-	1	1	-	-	-	2	-	2
	BRAZIL	-	-	3	-	-	-	-	3	-	3
	BULGARIA	-	-	1	1	-	-	-	2	-	2
	CANADA	-	-	3	-	-	-	-	3	-	3
	CHILE	-	-	1	-	-	-	-	1	-	1
	CHINA	11	-	1	-	-	-	-	12	-	12
	COLOMBIA	-	-	-	-	-	-	-	-	1	1
	CROATIA	-	1	-	-	-	-	-	1	-	1
	ECUADOR	-	-	1	1	-	-	-	2	-	2
	ESTONIA	1	-	-	-	-	-	-	1	1	2
	ETHIOPIA	-	-	1	1	-	-	-	2	1	3
	FRANCE	2	-	4	2	-	-	-	8	-	8
	GERMANY	-	-	2	-	-	-	-	2	1	3
	GHANA	-	-	1	-	-	-	-	1	-	1
	GREECE	-	-	1	-	-	-	-	1	-	1
	GUATEMALA	-	-	-	1	-	-	-	1	-	1
	INDIA	2	-	12	7	-	-	-	21	-	21
	IRAN - ISLAMIC REPUBLIC OF	-	-	3	1	-	-	-	4	-	4
	IRAQ	2	-	-	-	-	-	-	2	-	2
	ITALY	-	1	1	1	-	-	-	3	4	7

*** As indicated in the case decisions received by WADA.

Table 2- Total ADRVs from Athletes - ASOIF Sports by Nationality (continued)

Ranking by Total ADRVs	Sport - Nationality	Urine				Blood			Total	Total	Total ADRVs
		Out-of-Competition		In-Competition		Out-of-Competition	In-Competition		Analytical	Non-Analytical	
		M	F	M	F	M	F	M	ADRVs	ADRVs	
	KENYA	-	5	2	4	-	-	-	11	-	11
	KOREA - REPUBLIC OF	-	-	1	-	-	-	-	1	-	1
	MACEDONIA	-	1	-	-	-	-	-	1	-	1
	MALTA	-	-	-	-	-	-	-	-	1	1
	MEXICO	-	-	2	2	-	-	-	4	-	4
	MOROCCO	-	-	3	1	-	-	-	4	4	8
	NIGERIA	1	-	1	3	-	-	-	5	-	5
	PERU	-	-	-	3	-	-	-	3	-	3
	POLAND	1	1	-	-	-	-	-	2	-	2
	PORTUGAL	-	-	-	2	-	-	-	2	1	3
	ROMANIA	-	-	1	-	-	-	-	1	-	1
	RUSSIAN FEDERATION	8	5	7	7	-	-	-	27	12	39
	RWANDA	-	-	-	-	-	-	-	-	1	1
	SAUDI ARABIA	-	-	3	-	-	-	-	3	1	4
	SENEGAL	-	-	1	-	-	-	-	1	-	1
	SERBIA	-	-	1	-	-	-	-	1	-	1
	SLOVAKIA	-	-	1	-	-	-	-	1	-	1
	SOUTH AFRICA	-	-	1	1	-	-	-	2	1	3
	SPAIN	-	-	2	2	-	-	-	4	4	8
	SRI LANKA	-	-	-	1	-	-	-	1	-	1
	SWEDEN	3	-	-	-	-	-	-	3	1	4
	SWITZERLAND	-	1	-	1	-	-	-	2	-	2
	THAILAND	1	-	-	-	-	-	-	1	-	1
	TURKEY	-	-	-	2	-	-	-	2	6	8
	UKRAINE	2	-	2	1	-	-	-	5	2	7
	UNITED KINGDOM	-	1	-	-	-	-	-	1	-	1
	UNITED STATES	-	-	3	1	-	-	-	4	1	5
	URUGUAY	1	-	-	-	-	-	-	1	-	1
	VENEZUELA	-	-	1	-	-	-	-	1	-	1
25	Badminton	-	-	-	1	-	-	-	1	-	1
	CHINA	-	-	-	1	-	-	-	1	-	1
8	Basketball	1	-	31	3	-	-	-	35	2	37
	BELGIUM	-	-	1	-	-	-	-	1	-	1
	CHINA	-	-	1	-	-	-	-	1	-	1
	COLOMBIA	-	-	1	-	-	-	-	1	-	1
	CYPRUS	-	-	1	-	-	-	-	1	-	1
	FRANCE	-	-	2	-	-	-	-	2	1	3
	GERMANY	-	-	1	-	-	-	-	1	-	1
	GREECE	-	-	2	-	-	-	-	2	-	2
	IRAN - ISLAMIC REPUBLIC OF	-	-	8	-	-	-	-	8	-	8
	ITALY	-	-	3	-	-	-	-	3	1	4
	KOREA - REPUBLIC OF	-	-	-	1	-	-	-	1	-	1
	KUWAIT	-	-	2	-	-	-	-	2	-	2
	MOZAMBIQUE	-	-	-	1	-	-	-	1	-	1
	PORTUGAL	-	-	1	-	-	-	-	1	-	1
	QATAR	-	-	2	-	-	-	-	2	-	2
	SOUTH AFRICA	-	-	1	-	-	-	-	1	-	1
	SPAIN	-	-	1	-	-	-	-	1	-	1
	SWEDEN	1	-	-	-	-	-	-	1	-	1
	TURKEY	-	-	1	1	-	-	-	2	-	2
	UNITED STATES	-	-	2	-	-	-	-	2	-	2
	URUGUAY	-	-	1	-	-	-	-	1	-	1

Table 2- Total ADRVs from Athletes - ASOIF Sports by Nationality (continued)

Ranking by Total ADRVs	Sport - Nationality	Urine				Blood				Total Analytical ADRVs	Total Non-Analytical ADRVs	Total ADRVs
		Out-of-Competition		In-Competition		Out-of-Competition		In-Competition				
		M	F	M	F	M	F	M	F			
6	Boxing	7	5	44	2	-	-	-	-	58	4	62
	ALBANIA	-	-	1	-	-	-	-	-	1	-	1
	BELGIUM	-	-	3	1	-	-	-	-	4	-	4
	BOSNIA AND HERZEGOVINA	-	-	2	-	-	-	-	-	2	-	2
	BRAZIL	-	1	1	-	-	-	-	-	2	-	2
	BULGARIA	-	-	1	-	-	-	-	-	1	-	1
	CHINA	-	-	-	-	-	-	-	-	-	1	1
	CZECH REPUBLIC	-	-	1	-	-	-	-	-	1	-	1
	DENMARK	-	-	1	-	-	-	-	-	1	-	1
	DOMINICAN REPUBLIC	1	-	1	-	-	-	-	-	2	-	2
	FRANCE	-	-	4	-	-	-	-	-	4	-	4
	GABON	1	-	-	-	-	-	-	-	1	-	1
	GERMANY	-	-	3	-	-	-	-	-	3	-	3
	HONDURAS	-	-	1	-	-	-	-	-	1	-	1
	HUNGARY	-	-	1	-	-	-	-	-	1	-	1
	INDIA	1	1	5	1	-	-	-	-	8	-	8
	IRAN - ISLAMIC REPUBLIC OF	-	-	2	-	-	-	-	-	2	-	2
	IRAQ	-	-	1	-	-	-	-	-	1	-	1
	ITALY	-	1	-	-	-	-	-	-	1	2	3
	KUWAIT	-	-	2	-	-	-	-	-	2	-	2
	MALAYSIA	-	-	1	-	-	-	-	-	1	-	1
	MALTA	-	-	1	-	-	-	-	-	1	-	1
	MEXICO	1	-	1	-	-	-	-	-	2	-	2
	NETHERLANDS	-	-	1	-	-	-	-	-	1	-	1
	NORWAY	1	-	-	-	-	-	-	-	1	-	1
	POLAND	1	-	2	-	-	-	-	-	3	-	3
	PORTUGAL	-	-	4	-	-	-	-	-	4	-	4
	ROMANIA	-	1	-	-	-	-	-	-	1	-	1
	RUSSIAN FEDERATION	-	-	1	-	-	-	-	-	1	-	1
	SWEDEN	1	-	-	-	-	-	-	-	1	-	1
	SWITZERLAND	-	-	-	-	-	-	-	-	-	1	1
	TRINIDAD AND TOBAGO	-	1	-	-	-	-	-	-	1	-	1
	TURKEY	-	-	1	-	-	-	-	-	1	-	1
	UKRAINE	-	-	1	-	-	-	-	-	1	-	1
	UNITED KINGDOM	-	-	1	-	-	-	-	-	1	-	1
13	Canoe/Kayak	4	-	11	4	-	-	-	-	19	-	19
	BOSNIA AND HERZEGOVINA	-	-	1	-	-	-	-	-	1	-	1
	BULGARIA	-	-	1	-	-	-	-	-	1	-	1
	CHINESE TAIPEI	1	-	-	-	-	-	-	-	1	-	1
	HUNGARY	-	-	1	-	-	-	-	-	1	-	1
	IRAN - ISLAMIC REPUBLIC OF	-	-	3	1	-	-	-	-	4	-	4
	ITALY	-	-	-	2	-	-	-	-	2	-	2
	KAZAKHSTAN	1	-	-	-	-	-	-	-	1	-	1
	KOREA - REPUBLIC OF	-	-	1	-	-	-	-	-	1	-	1
	MEXICO	1	-	-	-	-	-	-	-	1	-	1
	RUSSIAN FEDERATION	1	-	4	1	-	-	-	-	6	-	6
3	Cycling	21	4	101	16	1	-	1	-	144	50	194
	ALGERIA	-	-	2	-	-	-	-	-	2	-	2
	ARGENTINA	-	-	-	1	-	-	-	-	1	-	1
	Austria	-	-	-	-	-	-	-	-	-	5	5
	BAHRAIN	-	-	1	-	-	-	-	-	1	-	1
	BARBADOS	1	-	1	-	-	-	-	-	2	-	2
	BELARUS	2	1	-	-	-	-	-	-	3	-	3
	BELGIUM	-	-	4	-	-	-	-	-	4	2	6
	BRAZIL	1	1	3	-	-	-	-	-	5	-	5
	BULGARIA	-	-	2	-	-	-	-	-	2	-	2
	CANADA	-	-	1	-	-	-	-	-	1	1	2
	CHILE	-	-	2	-	-	-	-	-	2	-	2
	CHINA	-	1	-	-	-	-	-	-	1	-	1
	COLOMBIA	1	-	2	3	-	-	-	-	6	1	7
	COSTA RICA	-	-	5	-	-	-	-	-	5	-	5
	CUBA	1	-	3	-	-	-	-	-	4	-	4
	CZECH REPUBLIC	1	-	-	-	-	-	-	-	1	1	2
	DOMINICAN REPUBLIC	-	-	1	-	-	-	-	-	1	-	1

Table 2- Total ADRVs from Athletes - ASOIF Sports by Nationality (continued)

Ranking by Total ADRVs	Sport - Nationality	Urine				Blood			Total Analytical ADRVs	Total Non-Analytical ADRVs	Total ADRVs
		Out-of-Competition		In-Competition		Out-of-Competition	In-Competition				
		M	F	M	F	M	F	M			
	FRANCE	1	-	8	1	-	-	-	10	5	15
	GERMANY	-	-	2	-	-	-	-	2	1	3
	GREECE	-	-	-	-	-	-	-	-	1	1
	GUATEMALA	-	-	1	-	-	-	-	1	-	1
	GUYANA	-	-	1	-	-	-	-	1	-	1
	HUNGARY	-	-	1	-	-	-	-	1	-	1
	INDIA	1	-	3	-	-	-	-	4	-	4
	INDONESIA	-	-	1	-	-	-	-	1	-	1
	IRAN - ISLAMIC REPUBLIC OF	-	-	1	-	-	-	-	1	-	1
	IRELAND	-	-	1	-	-	-	-	1	-	1
	ITALY	2	-	21	1	-	-	1	25	23	48
	KAZAKHSTAN	-	-	4	-	-	-	-	4	-	4
	KOREA - REPUBLIC OF	-	-	1	-	-	-	-	1	-	1
	MEXICO	-	-	1	-	-	-	-	1	1	2
	MOROCCO	1	-	1	-	-	-	-	2	-	2
	NETHERLANDS	-	-	-	-	-	-	-	-	1	1
	NEW ZEALAND	-	-	1	-	-	-	-	1	1	2
	NORWAY	-	-	2	-	-	-	-	2	1	3
	PANAMA	1	-	-	-	-	-	-	1	-	1
	POLAND	-	-	1	-	-	-	-	1	1	2
	PORTUGAL	-	-	3	-	-	-	-	3	-	3
	RUSSIAN FEDERATION	-	1	7	4	1	-	-	13	-	13
	SOUTH AFRICA	1	-	2	4	-	-	-	7	-	7
	SPAIN	-	-	2	-	-	-	-	2	2	4
	SWITZERLAND	1	-	-	-	-	-	-	1	-	1
	TURKEY	2	-	1	-	-	-	-	3	-	3
	UKRAINE	-	-	1	-	-	-	-	1	-	1
	UNITED KINGDOM	-	-	2	-	-	-	-	2	1	3
	UNITED STATES	3	-	4	2	-	-	-	9	2	11
	VENEZUELA	1	-	1	-	-	-	-	2	-	2
19	Equestrian	-	-	4	2	-	-	-	6	2	8
	ICELAND	-	-	1	-	-	-	-	1	-	1
	ITALY	-	-	3	-	-	-	-	3	1	4
	SOUTH AFRICA	-	-	-	2	-	-	-	2	-	2
	UNITED ARAB EMIRATES	-	-	-	-	-	-	-	-	1	1
22	Fencing	-	-	1	2	-	-	-	3	-	3
	BRAZIL	-	-	1	-	-	-	-	1	-	1
	FRANCE	-	-	-	1	-	-	-	1	-	1
	RUSSIAN FEDERATION	-	-	-	1	-	-	-	1	-	1
21	Field Hockey	-	-	2	2	-	-	-	4	-	4
	AUSTRALIA	-	-	-	1	-	-	-	1	-	1
	CZECH REPUBLIC	-	-	1	-	-	-	-	1	-	1
	INDIA	-	-	1	-	-	-	-	1	-	1
	ITALY	-	-	-	1	-	-	-	1	-	1
4	Football	-	1	88	2	-	-	-	91	14	105
	ALGERIA	-	-	9	-	-	-	-	9	-	9
	ANDORRA	-	-	1	-	-	-	-	1	-	1
	ARGENTINA	-	-	1	-	-	-	-	1	-	1
	BELARUS	-	-	1	-	-	-	-	1	-	1
	BELGIUM	-	-	1	-	-	-	-	1	1	2
	BOLIVIA	-	-	1	-	-	-	-	1	-	1
	BRAZIL	-	-	11	-	-	-	-	11	2	13
	CROATIA	-	-	1	-	-	-	-	1	-	1
	CUBA	-	-	2	-	-	-	-	2	-	2
	ECUADOR	-	-	1	-	-	-	-	1	-	1
	ESTONIA	-	-	4	-	-	-	-	4	-	4
	FRANCE	-	-	5	-	-	-	-	5	1	6
	GREECE	-	-	1	-	-	-	-	1	-	1
	GUATEMALA	-	-	8	-	-	-	-	8	-	8
	INDIA	-	-	1	-	-	-	-	1	-	1
	IRAN - ISLAMIC REPUBLIC OF	-	-	3	-	-	-	-	3	-	3
	IRELAND	-	-	2	-	-	-	-	2	-	2
	ITALY	-	-	4	-	-	-	-	4	5	9
	KOREA - DEMOCRATIC PEOPLE'S REPUBLIC OF	-	-	1	-	-	-	-	1	-	1
	MALTA	-	-	3	-	-	-	-	3	1	4
	NETHERLANDS	-	-	2	-	-	-	-	2	-	2
	NEW ZEALAND	-	-	-	1	-	-	-	1	-	1
	NIGERIA	-	-	1	-	-	-	-	1	-	1

Table 2- Total ADRVs from Athletes - ASOIF Sports by Nationality (continued)

Ranking by Total ADRVs	Sport - Nationality	Urine				Blood			Total Analytical ADRVs	Total Non-Analytical ADRVs	Total ADRVs
		Out-of-Competition		In-Competition		Out-of-Competition	In-Competition				
		M	F	M	F	M	F	M			
	NORWAY	-	-	1	-	-	-	-	1	-	1
	PANAMA	-	-	1	-	-	-	-	1	-	1
	PARAGUAY	-	-	2	-	-	-	-	2	-	2
	PORTUGAL	-	-	5	-	-	-	-	5	-	5
	PORTUGAL	-	-	4	-	-	-	-	4	-	4
	RUSSIAN FEDERATION	-	1	-	-	-	-	-	1	-	1
	SAUDI ARABIA	-	-	1	-	-	-	-	1	-	1
	SPAIN	-	-	1	-	-	-	-	1	-	1
	SWITZERLAND	-	-	-	-	-	-	-	-	4	4
	THAILAND	-	-	1	1	-	-	-	2	-	2
	TURKEY	-	-	1	-	-	-	-	1	-	1
	UKRAINE	-	-	4	-	-	-	-	4	-	4
	UNITED KINGDOM	-	-	1	-	-	-	-	1	-	1
	VENEZUELA	-	-	2	-	-	-	-	2	-	2
20	Golf	-	-	4	-	-	-	-	4	-	4
	JAPAN	-	-	1	-	-	-	-	1	-	1
	SOUTH AFRICA	-	-	2	-	-	-	-	2	-	2
	VENEZUELA	-	-	1	-	-	-	-	1	-	1
24	Gymnastics	-	1	-	1	-	-	-	2	-	2
	CHINA	-	1	-	-	-	-	-	1	-	1
	ITALY	-	-	-	1	-	-	-	1	-	1
12	Handball	3	3	10	3	-	-	-	19	1	20
	BELARUS	1	-	-	-	-	-	-	1	-	1
	CZECH REPUBLIC	-	-	-	-	-	-	-	-	1	1
	EGYPT	1	-	-	-	-	-	-	1	-	1
	FRANCE	-	-	-	2	-	-	-	2	-	2
	IRAN - ISLAMIC REPUBLIC OF	-	-	4	-	-	-	-	4	-	4
	ITALY	-	-	1	-	-	-	-	1	-	1
	KOREA - REPUBLIC OF	-	1	-	-	-	-	-	1	-	1
	KUWAIT	1	-	-	-	-	-	-	1	-	1
	PORTUGAL	-	-	1	-	-	-	-	1	-	1
	PORTUGAL	-	-	1	-	-	-	-	1	-	1
	QATAR	-	-	1	-	-	-	-	1	-	1
	ROMANIA	-	-	1	-	-	-	-	1	-	1
	RUSSIAN FEDERATION	-	1	-	-	-	-	-	1	-	1
	SAUDI ARABIA	-	-	1	-	-	-	-	1	-	1
	SWEDEN	-	1	-	-	-	-	-	1	-	1
	TURKEY	-	-	-	1	-	-	-	1	-	1
11	Judo	5	1	7	8	-	-	-	21	3	24
	BELGIUM	-	-	1	1	-	-	-	2	1	3
	BRAZIL	-	-	-	2	-	-	-	2	-	2
	BULGARIA	-	-	-	1	-	-	-	1	-	1
	CANADA	1	-	-	1	-	-	-	2	-	2
	FRANCE	-	-	-	-	-	-	-	-	1	1
	GABON	3	-	-	-	-	-	-	3	-	3
	INDIA	-	-	2	-	-	-	-	2	-	2
	MEXICO	1	-	-	-	-	-	-	1	-	1
	MONGOLIA	-	-	-	1	-	-	-	1	-	1
	MOROCCO	-	-	1	-	-	-	-	1	-	1
	ROMANIA	-	1	-	-	-	-	-	1	-	1
	RUSSIAN FEDERATION	-	-	1	-	-	-	-	1	-	1
	SOUTH AFRICA	-	-	1	-	-	-	-	1	-	1
	SPAIN	-	-	1	-	-	-	-	1	-	1
	SWITZERLAND	-	-	-	-	-	-	-	-	1	1
	THAILAND	-	-	-	2	-	-	-	2	-	2
27	Modern Pentathlon	-	-	-	-	-	-	-	-	-	-
9	Rowing	8	-	12	7	-	-	-	27	1	28
	BRAZIL	-	-	-	3	-	-	-	3	-	3
	CHILE	6	-	-	-	-	-	-	6	-	6
	EGYPT	1	-	-	-	-	-	-	1	-	1
	GERMANY	-	-	-	-	-	-	-	-	1	1
	INDIA	1	-	-	1	-	-	-	2	-	2
	MALTA	-	-	7	-	-	-	-	7	-	7
	RUSSIAN FEDERATION	-	-	3	3	-	-	-	6	-	6
	UNITED KINGDOM	-	-	2	-	-	-	-	2	-	2

Table 2- Total ADRVs from Athletes - ASOIF Sports by Nationality (continued)

Ranking by Total ADRVs	Sport - Nationality	Urine				Blood			Total Analytical ADRVs	Total Non-Analytical ADRVs	Total ADRVs
		Out-of-Competition		In-Competition		Out-of-Competition	In-Competition				
		M	F	M	F	M	F	M			
5	Rugby Union	13	2	44	1	-	-	-	60	6	66
	ARGENTINA	-	-	1	-	-	-	-	1	-	1
	AUSTRALIA	-	-	-	-	-	-	-	-	1	1
	BOTSWANA	-	-	3	-	-	-	-	3	-	3
	CZECH REPUBLIC	-	-	1	-	-	-	-	1	-	1
	DENMARK	-	-	4	-	-	-	-	4	-	4
	FRANCE	-	-	4	-	-	-	-	4	-	4
	ITALY	-	-	2	-	-	-	-	2	-	2
	KOREA - REPUBLIC OF	-	-	1	-	-	-	-	1	-	1
	NETHERLANDS	-	-	1	-	-	-	-	1	-	1
	NEW ZEALAND	-	-	-	-	-	-	-	-	1	1
	POLAND	-	-	5	-	-	-	-	5	-	5
	PORTUGAL	-	-	4	-	-	-	-	4	-	4
	RUSSIAN FEDERATION	1	-	-	-	-	-	-	1	-	1
	SAINT VINCENT AND THE GRENADINES	1	-	-	-	-	-	-	1	-	1
	SOUTH AFRICA	7	-	9	-	-	-	-	16	-	16
	SPAIN	-	-	1	-	-	-	-	1	-	1
	TURKS AND CAICOS ISLANDS	-	-	1	-	-	-	-	1	-	1
	UNITED KINGDOM	4	-	7	-	-	-	-	11	4	15
	UNITED STATES	-	2	-	1	-	-	-	3	-	3
22	Sailing	1	-	-	1	-	-	-	2	1	3
	CUBA	1	-	-	-	-	-	-	1	-	1
	PORTUGAL	-	-	-	-	-	-	-	-	1	1
	RUSSIAN FEDERATION	-	-	-	1	-	-	-	1	-	1
17	Shooting	-	-	9	2	-	-	-	11	-	11
	BELGIUM	-	-	1	-	-	-	-	1	-	1
	CHINA	-	-	1	-	-	-	-	1	-	1
	IRAN - ISLAMIC REPUBLIC OF	-	-	1	-	-	-	-	1	-	1
	RUSSIAN FEDERATION	-	-	1	2	-	-	-	3	-	3
	SPAIN	-	-	1	-	-	-	-	1	-	1
	SWEDEN	-	-	2	-	-	-	-	2	-	2
	THAILAND	-	-	1	-	-	-	-	1	-	1
	TURKEY	-	-	1	-	-	-	-	1	-	1
27	Table Tennis	-	-	-	-	-	-	-	-	-	-
16	Taekwondo	2	2	4	4	-	-	-	12	-	12
	ARGENTINA	-	-	-	1	-	-	-	1	-	1
	CHILE	-	-	1	-	-	-	-	1	-	1
	CHINA	1	-	-	-	-	-	-	1	-	1
	COLOMBIA	-	-	1	-	-	-	-	1	-	1
	CONGO - DEMOCRATIC REPUBLIC OF THE	-	1	-	-	-	-	-	1	-	1
	DENMARK	-	-	1	-	-	-	-	1	-	1
	KAZAKHSTAN	1	-	-	-	-	-	-	1	-	1
	KOREA - REPUBLIC OF	-	-	-	1	-	-	-	1	-	1
	RUSSIAN FEDERATION	-	1	1	-	-	-	-	2	-	2
	TURKEY	-	-	-	1	-	-	-	1	-	1
	VENEZUELA	-	-	-	1	-	-	-	1	-	1
18	Tennis	2	1	4	2	-	-	-	9	2	11
	FRANCE	-	-	1	-	-	-	-	1	-	1
	IRAN - ISLAMIC REPUBLIC OF	-	1	-	-	-	-	-	1	-	1
	RUSSIAN FEDERATION	-	-	-	-	-	-	-	-	1	1
	SPAIN	-	-	1	-	-	-	-	1	-	1
	THAILAND	-	-	-	1	-	-	-	1	-	1
	TURKEY	-	-	-	-	-	-	-	-	1	1
	UKRAINE	-	-	-	1	-	-	-	1	-	1
	UNITED ARAB EMIRATES	-	-	1	-	-	-	-	1	-	1
	UNITED STATES	2	-	-	-	-	-	-	2	-	2
	VENEZUELA	-	-	1	-	-	-	-	1	-	1

Table 2- Total ADRVs from Athletes - ASOIF Sports by Nationality (continued)

Ranking by Total ADRVs	Sport - Nationality	Urine				Blood			Total	Total	Total ADRVs
		Out-of-Competition		In-Competition		Out-of-Competition	In-Competition	Analytical	Non-Analytical		
		M	F	M	F	M	F	M	ADRVs	ADRVs	
15	Triathlon	-	1	4	2	-	-	-	7	8	15
	AUSTRIA	-	-	1	-	-	-	-	1	-	1
	COLOMBIA	-	-	-	1	-	-	-	1	-	1
	FRANCE	-	-	1	-	-	-	-	1	1	2
	HONG KONG	-	-	-	-	-	-	-	-	1	1
	HUNGARY	-	-	-	1	-	-	-	1	-	1
	ITALY	-	-	-	-	-	-	-	-	2	2
	KAZAKHSTAN	-	-	1	-	-	-	-	1	-	1
	NEW ZEALAND	-	-	-	-	-	-	-	-	1	1
	ROMANIA	-	1	-	-	-	-	-	1	-	1
	RUSSIAN FEDERATION	-	-	1	-	-	-	-	1	-	1
	UNITED STATES	-	-	-	-	-	-	-	-	3	3
13	Volleyball	1	-	14	3	-	-	-	18	1	19
	BULGARIA	-	-	1	-	-	-	-	1	-	1
	CURACAO	-	-	1	-	-	-	-	1	-	1
	CYPRUS	-	-	-	-	-	-	-	-	1	1
	FRANCE	-	-	1	-	-	-	-	1	-	1
	IRAN - ISLAMIC REPUBLIC OF	-	-	3	-	-	-	-	3	-	3
	KOREA - REPUBLIC OF	-	-	1	-	-	-	-	1	-	1
	LITHUANIA	-	-	1	-	-	-	-	1	-	1
	MEXICO	-	-	-	1	-	-	-	1	-	1
	PORTUGAL	-	-	-	1	-	-	-	1	-	1
	PUERTO RICO	-	-	-	1	-	-	-	1	-	1
	QATAR	-	-	2	-	-	-	-	2	-	2
	RUSSIAN FEDERATION	1	-	-	-	-	-	-	1	-	1
	SERBIA	-	-	1	-	-	-	-	1	-	1
	SLOVAKIA	-	-	1	-	-	-	-	1	-	1
	TURKEY	-	-	1	-	-	-	-	1	-	1
	VIRGIN ISLANDS - BRITISH	-	-	1	-	-	-	-	1	-	1
1	Weightlifting	47	17	109	57	-	-	-	230	8	238
	AUSTRALIA	2	-	-	-	-	-	-	2	-	2
	AUSTRIA	-	-	1	-	-	-	-	1	-	1
	AZERBAIJAN	-	-	5	1	-	-	-	6	-	6
	BELARUS	-	-	1	1	-	-	-	2	-	2
	BOLIVIA	-	-	-	1	-	-	-	1	-	1
	BRAZIL	-	-	2	3	-	-	-	5	-	5
	BULGARIA	8	3	1	-	-	-	-	12	-	12
	CANADA	-	-	3	-	-	-	-	3	-	3
	CHINA	3	1	-	2	-	-	-	6	-	6
	CHINESE TAIPEI	1	-	-	1	-	-	-	2	-	2
	COLOMBIA	-	-	-	1	-	-	-	1	-	1
	CUBA	-	-	1	-	-	-	-	1	-	1
	EGYPT	5	2	2	1	-	-	-	10	-	10
	ESTONIA	1	-	-	-	-	-	-	1	-	1
	FINLAND	1	-	1	-	-	-	-	2	-	2
	FRANCE	1	-	1	-	-	-	-	2	-	2
	GEORGIA	1	-	1	-	-	-	-	2	-	2
	GERMANY	-	-	-	1	-	-	-	1	-	1
	GREECE	-	-	3	1	-	-	-	4	-	4
	GUATEMALA	-	1	-	-	-	-	-	1	-	1
	HUNGARY	1	-	-	-	-	-	-	1	-	1
	INDIA	4	3	28	21	-	-	-	56	-	56
	IRAN - ISLAMIC REPUBLIC OF	2	-	-	-	-	-	-	2	-	2
	ITALY	1	-	-	-	-	-	-	1	1	2
	JAPAN	-	-	1	-	-	-	-	1	-	1
	JORDAN	1	-	-	-	-	-	-	1	-	1
	KAZAKHSTAN	1	-	7	4	-	-	-	12	-	12
	KOREA - DEMOCRATIC PEOPLE'S REPUBLIC OF	-	-	2	1	-	-	-	3	-	3
	KOREA - REPUBLIC OF	-	1	1	-	-	-	-	2	-	2
	KUWAIT	-	-	2	-	-	-	-	2	-	2
	LATVIA	-	-	-	-	-	-	-	-	1	1

Table 2- Total ADRVs from Athletes - ASOIF Sports by Nationality (continued)

Ranking by Total ADRVs	Sport - Nationality	Urine				Blood			Total	Total	Total ADRVs
		Out-of-Competition		In-Competition		Out-of-Competition	In-Competition		Analytical	Non-Analytical	
		M	F	M	F	M	F	M	ADRVs	ADRVs	
	MALAYSIA	-	-	1	-	-	-	-	1	-	1
	MAURITIUS	2	-	-	-	-	-	-	2	-	2
	MEXICO	-	1	1	1	-	-	-	3	-	3
	MOLDOVA - REPUBLIC OF	-	-	5	-	-	-	-	5	-	5
	NEW ZEALAND	-	-	-	-	-	-	-	-	3	3
	NIGERIA	-	-	-	1	-	-	-	1	-	1
	POLAND	-	-	5	-	-	-	-	5	-	5
	PUERTO RICO	2	1	-	-	-	-	-	3	-	3
	QATAR	-	-	1	-	-	-	-	1	-	1
	ROMANIA	2	-	3	-	-	-	-	5	-	5
	RUSSIAN FEDERATION	5	2	15	9	-	-	-	31	1	32
	SAUDI ARABIA	-	-	1	-	-	-	-	1	-	1
	SEYCHELLES	-	1	-	2	-	-	-	3	-	3
	SWEDEN	2	-	-	-	-	-	-	2	-	2
	SWITZERLAND	-	-	-	-	-	-	-	-	1	1
	THAILAND	-	-	1	2	-	-	-	3	-	3
	TURKEY	-	-	2	-	-	-	-	2	-	2
	TURKMENISTAN	-	-	1	-	-	-	-	1	-	1
	UKRAINE	-	-	1	-	-	-	-	1	-	1
	UNITED KINGDOM	-	-	1	-	-	-	-	1	-	1
	UNITED STATES	-	-	5	3	-	-	-	8	1	9
	URUGUAY	-	-	1	-	-	-	-	1	-	1
	UZBEKISTAN	1	1	-	-	-	-	-	2	-	2
	VENEZUELA	-	-	2	-	-	-	-	2	-	2
7	Wrestling	10	-	33	9	-	-	-	52	5	57
	ALGERIA	-	-	1	-	-	-	-	1	-	1
	ARGENTINA	-	-	-	1	-	-	-	1	-	1
	ARMENIA	-	-	2	-	-	-	-	2	-	2
	AZERBAIJAN	-	-	-	-	-	-	-	-	1	1
	BELARUS	1	-	-	-	-	-	-	1	-	1
	BRAZIL	-	-	1	-	-	-	-	1	-	1
	BULGARIA	-	-	1	-	-	-	-	1	-	1
	CANADA	1	-	1	-	-	-	-	2	-	2
	CHINA	2	-	-	-	-	-	-	2	-	2
	CROATIA	1	-	-	-	-	-	-	1	-	1
	EGYPT	-	-	-	-	-	-	-	-	1	1
	GABON	1	-	-	-	-	-	-	1	-	1
	GERMANY	-	-	3	-	-	-	-	3	1	4
	INDIA	1	-	4	1	-	-	-	6	2	8
	IRAN - ISLAMIC REPUBLIC OF	1	-	1	-	-	-	-	2	-	2
	ITALY	-	-	1	-	-	-	-	1	-	1
	KAZAKHSTAN	-	-	2	1	-	-	-	3	-	3
	KYRGYZSTAN	-	-	1	-	-	-	-	1	-	1
	MOROCCO	-	-	1	-	-	-	-	1	-	1
	NICARAGUA	-	-	1	1	-	-	-	2	-	2
	NIGERIA	-	-	-	2	-	-	-	2	-	2
	PARAGUAY	-	-	-	1	-	-	-	1	-	1
	PERU	-	-	1	-	-	-	-	1	-	1
	POLAND	2	-	-	-	-	-	-	2	-	2
	PORTUGAL	-	-	1	-	-	-	-	1	-	1
	RUSSIAN FEDERATION	-	-	4	1	-	-	-	5	-	5
	SAUDI ARABIA	-	-	2	-	-	-	-	2	-	2
	SERBIA	-	-	1	-	-	-	-	1	-	1
	TAJKISTAN	-	-	1	-	-	-	-	1	-	1
	THAILAND	-	-	1	-	-	-	-	1	-	1
	TURKEY	-	-	1	1	-	-	-	2	-	2
	UKRAINE	-	-	1	-	-	-	-	1	-	1
	Grand Total	167	56	622	190	2	0	1	1038	155	1193

Table 3- Total ADRVs from Athletes - AIOWF Sports by Nationality*

Ranking by Total ADRVs	Sport - Nationality	Urine				Blood	Total	Total	Total
		Out-of-Competition		In-Competition		Out-of-Competition	Analytical	Non-Analytical	ADRVs
		M	F	M	F	M/F			
5	Biathlon	-	-	1	-	-	1	-	1
	BELARUS	-	-	1	-	-	1	-	1
4	Bobsleigh	-	1	1	-	-	2	-	2
	GERMANY	-	-	1	-	-	1	-	1
	RUSSIAN FEDERATION	-	1	-	-	-	1	-	1
5	Curling	-	-	-	1	-	1	-	1
	DENMARK	-	-	-	1	-	1	-	1
1	Ice Hockey	-	-	17	1	-	18	2	20
	CZECH REPUBLIC	-	-	2	-	-	2	-	2
	FINLAND	-	-	-	1	-	1	-	1
	GERMANY	-	-	1	-	-	1	-	1
	KAZAKHSTAN	-	-	1	-	-	1	-	1
	KOREA - REPUBLIC OF	-	-	2	-	-	2	-	2
	NORWAY	-	-	2	-	-	2	-	2
	POLAND	-	-	1	-	-	1	-	1
	RUSSIAN FEDERATION	-	-	2	-	-	2	-	2
	SOUTH AFRICA	-	-	4	-	-	4	-	4
	SWEDEN	-	-	2	-	-	2	-	2
	UNITED KINGDOM	-	-	-	-	-	-	1	1
	UNITED STATES	-	-	-	-	-	-	1	1
7	Luge	-	-	-	-	-	-	-	-
3	Skating	-	1	1	-	-	2	2	4
	CHINA	-	1	-	-	-	1	-	1
	ITALY	-	-	-	-	-	-	2	2
	RUSSIAN FEDERATION	-	-	1	-	-	1	-	1
2	Skiing	1	-	1	-	-	2	3	5
	AUSTRIA	-	-	-	-	-	-	1	1
	BULGARIA	-	-	1	-	-	1	-	1
	FRANCE	-	-	-	-	-	-	1	1
	NORWAY	1	-	-	-	-	1	-	1
	SWITZERLAND	-	-	-	-	-	-	1	1
	Grand Total	1	2	21	2	-	26	7	33

* As indicated in the case decisions received by WADA.

Table 4- Total ADRVs from Athletes - ARISF Sports by Nationality*

Ranking by Total ADRVs	Sport - Nationality	Urine				Blood	Total	Total	Total ADRVs
		Out-of-Competition	In-Competition	Out-of-Competition	Total Analytical	Non-Analytical			
		M	F	M	F	M/F	ADRVs	ADRVs	
13	Air Sports	-	-	2	-	-	2	-	2
	RUSSIAN FEDERATION	-	-	1	-	-	1	-	1
	SPAIN	-	-	1	-	-	1	-	1
4	American Football	2	-	4	-	-	6	2	8
	BELGIUM	-	-	1	-	-	1	-	1
	CANADA	-	-	-	-	-	-	1	1
	CZECH REPUBLIC	-	-	-	-	-	-	1	1
	MEXICO	1	-	-	-	-	1	-	1
	SERBIA	-	-	1	-	-	1	-	1
	SWEDEN	1	-	2	-	-	3	-	3
3	Automobile Sports	-	-	10	-	-	10	-	10
	BELGIUM	-	-	1	-	-	1	-	1
	BRAZIL	-	-	2	-	-	2	-	2
	GREECE	-	-	1	-	-	1	-	1
	IRELAND	-	-	1	-	-	1	-	1
	PORTUGAL	-	-	1	-	-	1	-	1
	SPAIN	-	-	2	-	-	2	-	2
	UNITED KINGDOM	-	-	2	-	-	2	-	2
1	Baseball	-	2	11	-	-	13	4	17
	AUSTRALIA	-	-	1	-	-	1	-	1
	CANADA	-	-	1	-	-	1	-	1
	COLOMBIA	-	-	1	-	-	1	-	1
	DOMINICAN REPUBLIC	-	-	1	-	-	1	-	1
	GERMANY	-	-	-	-	-	-	1	1
	ITALY	-	-	3	-	-	3	2	5
	MEXICO	-	-	2	-	-	2	-	2
	PUERTO RICO	-	-	1	-	-	1	-	1
	UNITED STATES	-	2	1	-	-	3	1	4
18	Basque Pelota	-	-	1	-	-	1	-	1
	FRANCE	-	-	1	-	-	1	-	1
12	Billiards Sports	-	-	2	1	-	3	-	3
	NETHERLANDS	-	-	1	1	-	2	-	2
	SPAIN	-	-	1	-	-	1	-	1
8	Boules Sports	-	-	4	-	-	4	-	4
	FRANCE	-	-	2	-	-	2	-	2
	KOREA - REPUBLIC OF	-	-	1	-	-	1	-	1
	THAILAND	-	-	1	-	-	1	-	1
18	Chess	-	-	1	-	-	1	-	1
	SPAIN	-	-	1	-	-	1	-	1
13	Cricket	-	-	2	-	-	2	-	2
	PAKISTAN	-	-	2	-	-	2	-	2
8	DanceSport	-	-	1	3	-	4	-	4
	ITALY	-	-	1	1	-	2	-	2
	RUSSIAN FEDERATION	-	-	-	2	-	2	-	2
18	Floorball	-	-	-	-	-	-	1	1
	SWITZERLAND	-	-	-	-	-	-	1	1

* As indicated in the case decisions received by WADA.

Table 4- Total ADRVs from Athletes - ARISF Sports by Nationality *(continued)

Ranking by Total ADRVs	Sport - Nationality	Urine				Blood	Total	Total	Total
		Out-of-Competition M	In-Competition F	In-Competition M	In-Competition F	Out-of-Competition M/F	Analytical ADRVs	Non-Analytical ADRVs	Total ADRVs
2	Karate	2	2	5	2	-	11	3	14
	BELGIUM	-	-	1	-	-	1	-	1
	EGYPT	-	1	-	-	-	1	-	1
	FRANCE	-	-	-	-	-	-	2	2
	IRAN - ISLAMIC REPUBLIC OF	1	-	-	-	-	1	-	1
	ITALY	-	-	1	-	-	1	-	1
	KUWAIT	-	-	1	-	-	1	-	1
	MACEDONIA	-	-	-	1	-	1	-	1
	ROMANIA	-	1	-	-	-	1	-	1
	TURKEY	-	-	1	1	-	2	-	2
	TURKMENISTAN	1	-	-	-	-	1	-	1
	UNITED ARAB EMIRATES	-	-	1	-	-	1	-	1
	UNITED KINGDOM	-	-	-	-	-	-	1	1
5	Motorcycle Racing	-	-	6	-	-	6	1	7
	DENMARK	-	-	2	-	-	2	-	2
	FRANCE	-	-	1	-	-	1	-	1
	GUATEMALA	-	-	1	-	-	1	1	2
	POLAND	-	-	1	-	-	1	-	1
	SERBIA	-	-	1	-	-	1	-	1
18	Mountaineering and Climbing	-	-	1	-	-	1	-	1
	ROMANIA	-	-	1	-	-	1	-	1
18	Powerboating	-	-	-	-	-	-	1	1
	ITALY	-	-	-	-	-	-	1	1
5	Roller Sports	-	-	3	1	-	4	3	7
	GERMANY	-	-	1	-	-	1	-	1
	ITALY	-	-	1	1	-	2	3	5
	PORTUGAL	-	-	1	-	-	1	-	1
13	Ski Mountaineering	-	-	-	2	-	2	-	2
	SWITZERLAND	-	-	-	2	-	2	-	2
8	Softball	3	-	-	1	-	4	-	4
	CANADA	1	-	-	-	-	1	-	1
	DOMINICAN REPUBLIC	1	-	-	-	-	1	-	1
	MEXICO	1	-	-	-	-	1	-	1
	UNITED STATES	-	-	-	1	-	1	-	1
13	Squash	-	-	-	2	-	2	-	2
	FRANCE	-	-	-	2	-	2	-	2
8	Sumo	-	-	3	1	-	4	-	4
	MONGOLIA	-	-	1	-	-	1	-	1
	POLAND	-	-	2	1	-	3	-	3
13	Underwater Sports	-	-	2	-	-	2	-	2
	ITALY	-	-	1	-	-	1	-	1
	KOREA - REPUBLIC OF	-	-	1	-	-	1	-	1
18	Waterskiing	-	-	1	-	-	1	-	1
	BELGIUM	-	-	1	-	-	1	-	1
5	Wushu	1	-	4	1	-	6	1	7
	CHINA	-	-	-	-	-	-	1	1
	INDIA	-	-	1	1	-	2	-	2
	IRAN - ISLAMIC REPUBLIC OF	1	-	1	-	-	2	-	2
	KOREA - REPUBLIC OF	-	-	1	-	-	1	-	1
	UKRAINE	-	-	1	-	-	1	-	1
	Grand Total	8	4	63	14	-	89	16	105

* As indicated in the case decisions received by WADA.

Table 5- Total ADRVs from Athletes - AIMS Sports by Nationality*

Ranking by Total ADRVs	Sport - Nationality	Urine				Blood	Total	Total	Total ADRVs
		Out-of-Competition		In-Competition		In-Competition	Analytical	Non-Analytical	
		M	F	M	F	M	ADRVs	ADRVs	
1	Bodybuilding	86	7	105	24	1	223	43	266
	AUSTRALIA	-	-	4	2	-	6	1	7
	AUSTRIA	-	-	1	-	-	1	-	1
	BAHAMAS	-	-	1	2	-	3	-	3
	BAHRAIN	-	-	1	-	-	1	-	1
	BELGIUM	19	-	1	1	-	21	11	32
	BOLIVIA	-	-	-	1	-	1	-	1
	BRAZIL	-	-	1	1	-	2	-	2
	BRUNEI DARUSSALAM	-	-	1	-	-	1	-	1
	BULGARIA	-	1	-	-	-	1	-	1
	CHINA	-	-	2	-	-	2	-	2
	CROATIA	1	-	1	-	-	2	1	3
	CZECH REPUBLIC	-	-	4	1	-	5	6	11
	DOMINICAN REPUBLIC	-	-	-	1	-	1	-	1
	EGYPT	18	-	-	-	-	18	-	18
	FINLAND	-	2	-	-	-	2	-	2
	FRANCE	-	-	7	1	-	8	1	9
	GEORGIA	1	-	-	-	-	1	-	1
	GUATEMALA	1	-	2	-	-	3	-	3
	HONDURAS	-	-	2	-	-	2	-	2
	HONG KONG	-	-	1	-	-	1	-	1
	HUNGARY	1	-	-	-	-	1	-	1
	INDIA	-	-	1	-	-	1	-	1
	IRAN - ISLAMIC REPUBLIC OF	-	-	1	-	-	1	-	1
	ITALY	-	-	1	-	-	1	8	9
	JAPAN	1	-	2	-	-	3	-	3
	JORDAN	-	-	5	-	-	5	2	7
	KAZAKHSTAN	1	-	-	-	-	1	-	1
	KOREA - REPUBLIC OF	27	-	6	-	1	34	-	34
	MALAYSIA	1	-	2	-	-	3	-	3
	MEXICO	-	-	-	1	-	1	-	1
	MONGOLIA	5	-	-	-	-	5	-	5
	NETHERLANDS	-	-	-	1	-	1	1	2
	NETHERLANDS ANTILLES	-	-	2	-	-	2	-	2
	NORWAY	-	-	3	1	-	4	4	8
	OMAN	-	-	1	-	-	1	-	1
	PERU	-	-	2	-	-	2	-	2
	POLAND	-	-	9	3	-	12	3	15
	ROMANIA	3	1	2	1	-	7	-	7
	RUSSIAN FEDERATION	-	-	1	1	-	2	-	2
	SLOVAKIA	-	-	1	1	-	2	2	4
	SOUTH AFRICA	-	-	5	-	-	5	2	7
	SPAIN	-	-	-	1	-	1	-	1
	SWEDEN	-	-	1	-	-	1	-	1
	SYRIAN ARAB REPUBLIC	-	-	1	-	-	1	-	1
	THAILAND	-	-	5	-	-	5	-	5
	TURKEY	3	-	20	1	-	24	1	25
	UKRAINE	-	-	1	2	-	3	-	3
	UNITED ARAB EMIRATES	1	-	-	-	-	1	-	1
	UNITED KINGDOM	-	-	2	1	-	3	-	3
	VENEZUELA	3	3	2	-	-	8	-	8
6	Casting	-	-	3	-	-	3	-	3
	SPAIN	-	-	3	-	-	3	-	3
7	Cheer	1	-	-	1	-	2	-	2
	NORWAY	1	-	-	-	-	1	-	1
	SLOVENIA	-	-	-	1	-	1	-	1
8	Fistball	-	-	-	-	-	-	1	1
	FRANCE	-	-	-	-	-	-	1	1

* As indicated in the case decisions received by WADA.

Table 5- Total ADRVs from Athletes - AIMS Sports by Nationality* (continued)

Ranking by Total ADRVs	Sport - Nationality	Urine				Blood	Total	Total	Total ADRVs
		Out-of-Competition		In-Competition		In-Competition	Analytical	Non-Analytical	
		M	F	M	F	M	ADRVs	ADRVs	
3	Kickboxing	-	-	16	4	-	20	5	25
	BELGIUM	-	-	3	-	-	3	1	4
	FRANCE	-	-	3	-	-	3	3	6
	ITALY	-	-	1	-	-	1	1	2
	NETHERLANDS	-	-	1	-	-	1	-	1
	PORTUGAL	-	-	3	-	-	3	-	3
	PORTUGAL	-	-	2	-	-	2	-	2
	RUSSIAN FEDERATION	-	-	1	2	-	3	-	3
	SPAIN	-	-	1	2	-	3	-	3
	UNITED STATES	-	-	1	-	-	1	-	1
8	Lacrosse	-	-	1	-	-	1	-	1
	LATVIA	-	-	1	-	-	1	-	1
4	Muaythai	-	-	6	6	-	12	1	13
	FRANCE	-	-	3	1	-	4	1	5
	POLAND	-	-	-	1	-	1	-	1
	THAILAND	-	-	2	1	-	3	-	3
	TURKEY	-	-	1	3	-	4	-	4
2	Powerlifting	14	1	55	6	-	76	15	91
	AUSTRALIA	1	-	-	-	-	1	2	3
	AUSTRIA	1	-	-	-	-	1	12	13
	BELGIUM	-	-	-	-	-	-	1	1
	BRAZIL	-	-	1	-	-	1	-	1
	CANADA	-	-	3	-	-	3	-	3
	COSTA RICA	-	-	1	-	-	1	-	1
	CROATIA	-	-	2	-	-	2	-	2
	DENMARK	-	-	1	-	-	1	-	1
	ECUADOR	-	-	1	-	-	1	-	1
	FRANCE	-	-	3	-	-	3	-	3
	GERMANY	-	-	6	-	-	6	-	6
	INDIA	-	-	2	1	-	3	-	3
	IRAN - ISLAMIC REPUBLIC OF	-	-	1	-	-	1	-	1
	ITALY	-	-	2	-	-	2	-	2
	JAPAN	-	-	3	-	-	3	-	3
	KAZAKHSTAN	1	-	-	-	-	1	-	1
	LATVIA	-	-	2	-	-	2	-	2
	MEXICO	-	-	1	-	-	1	-	1
	MONGOLIA	-	-	1	-	-	1	-	1
	NETHERLANDS	-	-	2	-	-	2	-	2
	NIGERIA	3	-	-	-	-	3	-	3
	NORWAY	1	-	-	-	-	1	-	1
	RUSSIAN FEDERATION	6	1	9	1	-	17	-	17
	SOUTH AFRICA	-	-	9	2	-	11	-	11
	SWEDEN	1	-	-	-	-	1	-	1
	UNITED KINGDOM	-	-	3	1	-	4	-	4
	UNITED STATES	-	-	1	1	-	2	-	2
	VENEZUELA	-	-	1	-	-	1	-	1
5	Sambo	-	-	7	1	-	8	-	8
	COLOMBIA	-	-	1	-	-	1	-	1
	KAZAKHSTAN	-	-	1	-	-	1	-	1
	RUSSIAN FEDERATION	-	-	1	1	-	2	-	2
	TRINIDAD AND TOBAGO	-	-	1	-	-	1	-	1
	TURKMENISTAN	-	-	2	-	-	2	-	2
	VENEZUELA	-	-	1	-	-	1	-	1
8	Savate	-	-	1	-	-	1	-	1
	UKRAINE	-	-	1	-	-	1	-	1
8	Sepaktakraw	-	-	1	-	-	1	-	1
	THAILAND	-	-	1	-	-	1	-	1
8	Sleddog	-	-	1	-	-	1	-	1
	CANADA	-	-	1	-	-	1	-	1
	Grand Total	101	8	196	42	1	348	65	413

* As indicated in the case decisions received by WADA.

Table 6- Total ADRVs from Athletes - IPC Sports by Nationality*

Ranking by Total ADRVs	Sport - Nationality	Urine				Blood	Total	Total	Total ADRVs
		Out-of-Competition		In-Competition		Out-of-Competition	Analytical	Non-Analytical	
		M	F	M	F	F	ADRVs	ADRVs	
4	IPC Swimming	-	-	1	-	-	1	-	1
	BRAZIL	-	-	1	-	-	1	-	1
2	IPC Athletics	4	1	6	2	-	13	-	13
	BRAZIL	-	-	1	-	-	1	-	1
	BULGARIA	-	-	-	1	-	1	-	1
	CANADA	2	-	-	-	-	2	-	2
	IRAN - ISLAMIC REPUBLIC OF	-	-	2	-	-	2	-	2
	POLAND	1	-	-	-	-	1	-	1
	RUSSIAN FEDERATION	1	-	1	1	-	3	-	3
	THAILAND	-	1	-	-	-	1	-	1
	UNITED STATES	-	-	1	-	-	1	-	1
	VENEZUELA	-	-	1	-	-	1	-	1
3	Ice Sledge Hockey	1	-	1	-	-	2	-	2
	CZECH REPUBLIC	-	-	1	-	-	1	-	1
	RUSSIAN FEDERATION	1	-	-	-	-	1	-	1
1	IPC Powerlifting	2	1	10	3	1	17	-	17
	BRAZIL	-	-	1	-	-	1	-	1
	IRAN - ISLAMIC REPUBLIC OF	-	-	1	-	-	1	-	1
	IRAQ	-	-	2	-	-	2	-	2
	MEXICO	1	-	-	-	-	1	-	1
	RUSSIAN FEDERATION	1	1	5	2	1	10	-	10
	VENEZUELA	-	-	1	1	-	2	-	2
	Grand Total	7	2	18	5	1	33	-	33

Table 7- Total ADRVs from Athletes - Sports for Athletes with an Impairment by Nationality*

Ranking by Total ADRVs	Sport - Nationality	Urine				Blood	Total	Total	Total ADRVs
		Out-of-Competition		In-Competition		Out-of-Competition	Analytical	Non-Analytical	
		M	F	M	F	M/F	ADRVs	ADRVs	
2	CISS Athletics	-	-	-	2	-	2	-	2
	RUSSIAN FEDERATION	-	-	-	2	-	2	-	2
9	CISS Ice Hockey	-	-	1	-	-	1	-	1
	KAZAKHSTAN	-	-	1	-	-	1	-	1
2	Goalball	-	1	1	-	-	2	-	2
	SPAIN	-	1	1	-	-	2	-	2
9	IBSA Athletics	-	1	-	-	-	1	-	1
	RUSSIAN FEDERATION	-	1	-	-	-	1	-	1
9	IBSA Swimming	-	-	1	-	-	1	-	1
	RUSSIAN FEDERATION	-	-	1	-	-	1	-	1
2	Para-Archery	-	-	2	-	-	2	-	2
	THAILAND	-	-	2	-	-	2	-	2
9	Para-Badminton	-	-	-	1	-	1	-	1
	THAILAND	-	-	-	1	-	1	-	1
1	Para-Cycling	-	-	2	1	-	3	-	3
	BRAZIL	-	-	-	1	-	1	-	1
	ITALY	-	-	2	-	-	2	-	2
9	Para-Equestrian	-	-	-	1	-	1	-	1
	RUSSIAN FEDERATION	-	-	-	1	-	1	-	1
2	Para-Football 5-a-side	2	-	-	-	-	2	-	2
	GERMANY	2	-	-	-	-	2	-	2
9	Para-Judo	-	-	-	1	-	1	-	1
	SPAIN	-	-	-	1	-	1	-	1
2	Para-Rowing	-	-	-	2	-	2	-	2
	KOREA - REPUBLIC OF	-	-	-	2	-	2	-	2
2	Para-Table Tennis	1	-	1	-	-	2	-	2
	AUSTRALIA	-	-	1	-	-	1	-	1
	UNITED STATES	1	-	-	-	-	1	-	1
2	Wheelchair Basketball	0	-	1	-	-	1	1	2
	ITALY	-	-	1	-	-	1	-	1
	UNITED STATES	-	-	-	-	-	-	1	1
	Grand Total	3	2	9	8	0	22	1	23

* As indicated in the case decisions received by WADA.

Table 8- Total ADRVs from Athletes - Other Sports - Code Signatories by Nationality*

Ranking by Total ADRVs	Sport - Nationality	Urine				Blood	Total	Total	Total ADRVs
		Out-of-Competition		In-Competition		Out-of-Competition	Analytical	Non-Analytical	
		M	F	M	F	M/F	ADRVs	ADRVs	
1	Arm Wrestling	-	-	15	2	-	17	-	17
	BULGARIA	-	-	1	-	-	1	-	1
	EGYPT	-	-	2	-	-	2	-	2
	GEORGIA	-	-	1	-	-	1	-	1
	GERMANY	-	-	2	-	-	2	-	2
	KAZAKHSTAN	-	-	3	-	-	3	-	3
	RUSSIAN FEDERATION	-	-	1	1	-	2	-	2
	SOUTH AFRICA	-	-	-	1	-	1	-	1
	TURKEY	-	-	3	-	-	3	-	3
	UKRAINE	-	-	1	-	-	1	-	1
	UZBEKISTAN	-	-	1	-	-	1	-	1
6	WDC DanceSport	-	-	1	-	-	1	-	1
	ITALY	-	-	1	-	-	1	-	1
5	Kettlebell Lifting	-	-	2	-	-	2	-	2
	RUSSIAN FEDERATION	-	-	2	-	-	2	-	2
3	Kurash	-	-	3	-	-	3	-	3
	IRAN - ISLAMIC REPUBLIC OF	-	-	3	-	-	3	-	3
2	Rugby League	1	-	-	-	-	1	5	6
	AUSTRALIA	-	-	-	-	-	-	5	5
	UNITED KINGDOM	1	-	-	-	-	1	-	1
3	Ironman	-	1	2	-	-	3	-	3
	BRAZIL	-	-	1	-	-	1	-	1
	DENMARK	-	-	1	-	-	1	-	1
	UNITED STATES	-	1	-	-	-	1	-	1
	Grand Total	1	1	23	2	-	27	5	32

Table 9- Total ADRVs from Athletes - Other Sports by Nationality*

Ranking by Total ADRVs	Sport - Nationality	Urine				Blood	Total	Total	Total ADRVs
		Out-of-Competition		In-Competition		Out-of-Competition	Analytical	Non-Analytical	
		M	F	M	F	M/F	ADRVs	ADRVs	
15	Junior American Football	-	-	1	-	-	1	-	1
	CANADA	-	-	1	-	-	1	-	1
3	University American Football	5	-	-	-	-	5	-	5
	CANADA	4	-	-	-	-	4	-	4
	ITALY	1	-	-	-	-	1	-	1
3	University Athletics	1	-	1	3	-	5	-	5
	RUSSIAN FEDERATION	-	-	1	2	-	3	-	3
	SWEDEN	1	-	-	-	-	1	-	1
	TURKEY	-	-	-	1	-	1	-	1
10	Australian Rules Football	2	-	-	-	-	2	-	2
	AUSTRALIA	2	-	-	-	-	2	-	2
7	Natural Bodybuilding (R)	-	-	3	-	-	3	-	3
	BELGIUM	-	-	1	-	-	1	-	1
	CZECH REPUBLIC	-	-	2	-	-	2	-	2
15	UIBBN Natural Bodybuilding	-	-	1	-	-	1	-	1
	UNITED STATES	-	-	1	-	-	1	-	1
5	Professional Boxing	-	-	4	-	-	4	-	4
	ITALY	-	-	3	-	-	3	-	3
	UNITED KINGDOM	-	-	1	-	-	1	-	1
15	Broomball	-	-	-	-	-	-	1	1
	CANADA	-	-	-	-	-	-	1	1
10	Combat Sports	-	-	2	-	-	2	-	2
	ANGOLA	-	-	1	-	-	1	-	1
	SOUTH AFRICA	-	-	1	-	-	1	-	1
7	Cycling Amateur (R)	-	-	3	-	-	3	-	3
	BELGIUM	-	-	3	-	-	3	-	3
10	Street and Ball Hockey	-	-	1	-	-	1	1	2
	CZECH REPUBLIC	-	-	-	-	-	-	1	1
	INDIA	-	-	1	-	-	1	-	1
15	AMF Futsal	-	-	1	-	-	1	-	1
	IRAN - ISLAMIC REPUBLIC OF	-	-	1	-	-	1	-	1
15	Indoor Football (R)	-	-	1	-	-	1	-	1
	QATAR	-	-	1	-	-	1	-	1

Table 9- Total ADRVs from Athletes - Other Sports by Nationality* (continued)

Ranking by Total ADRVs	Sport - Nationality	Urine				Blood	Total	Total	Total ADRVs
		Out-of-Competition		In-Competition		Out-of-Competition	Analytical	Non-Analytical	
		M	F	M	F	M/F	ADRVs	ADRVs	
15	University Football	-	-	1	-	-	1	-	1
	CANADA	-	-	1	-	-	1	-	1
15	Gaelic Games	1	-	-	-	-	1	-	1
	IRELAND	1	-	-	-	-	1	-	1
5	Kabaddi	2	-	2	-	-	4	-	4
	INDIA	2	-	2	-	-	4	-	4
10	Kyokushin Karate	-	-	2	-	-	2	-	2
	SERBIA	-	-	1	-	-	1	-	1
	TUNISIA	-	-	1	-	-	1	-	1
15	Kung Fu	-	-	-	1	-	1	-	1
	SPAIN	-	-	-	1	-	1	-	1
2	Mixed Martial Arts	2	-	4	-	-	6	-	6
	BELGIUM	-	-	2	-	-	2	-	2
	SOUTH AFRICA	-	-	2	-	-	2	-	2
	SWEDEN	1	-	-	-	-	1	-	1
	UNITED STATES	1	-	-	-	-	1	-	1
15	Motoball	-	-	1	-	-	1	-	1
	GERMANY	-	-	1	-	-	1	-	1
10	WDFPF Powerlifting	1	-	1	-	-	2	-	2
	BELGIUM	1	-	-	-	-	1	-	1
	CANADA	-	-	1	-	-	1	-	1
7	Rafting	-	-	2	-	-	2	1	3
	ITALY	-	-	-	-	-	-	1	1
	NEW ZEALAND	-	-	1	-	-	1	-	1
	SERBIA	-	-	1	-	-	1	-	1
1	Rugby League (R)	8	1	4	-	-	13	-	13
	AUSTRALIA	1	-	1	-	-	2	-	2
	HUNGARY	-	-	2	-	-	2	-	2
	MALAYSIA	-	1	-	-	-	1	-	1
	UNITED KINGDOM	7	-	1	-	-	8	-	8
15	Touch Football	-	-	1	-	-	1	-	1
	NEW ZEALAND	-	-	1	-	-	1	-	1
15	Ball-Trap Shooting	-	-	-	1	-	1	-	1
	COLOMBIA	-	-	-	1	-	1	-	1
15	University Cross Country Skiing	-	-	1	-	-	1	-	1
	MONGOLIA	-	-	1	-	-	1	-	1
15	University Weightlifting	1	-	-	-	-	1	-	1
	SWEDEN	1	-	-	-	-	1	-	1
	Grand Total	23	1	37	5	-	66	3	69

* As indicated in the case decisions received by WADA.

Table 10-Total ADRVs from Athletes by Nationality* and Sport

Ranking by Total ADRVs	Athlete Nationality - Sport	Urine				Blood			Total	Total	Total
		Out-of-Competition		In-Competition		Out-of-Competition		In-Competition	Analytical	Non-Analytical	ADRVs
		M	F	M	F	M	F	M	ADRVs**	ADRVs	ADRVs
100	ALBANIA	-	-	1	-	-	-	-	1	-	1
	Boxing	-	-	1	-	-	-	-	1	-	1
36	ALGERIA	-	-	12	1	-	-	-	13	-	13
	Athletics	-	-	-	1	-	-	-	1	-	1
	Cycling	-	-	2	-	-	-	-	2	-	2
	Football	-	-	9	-	-	-	-	9	-	9
	Wrestling	-	-	1	-	-	-	-	1	-	1
100	ANDORRA	-	-	1	-	-	-	-	1	-	1
	Football	-	-	1	-	-	-	-	1	-	1
100	ANGOLA	-	-	1	-	-	-	-	1	-	1
	Combat Sports	-	-	1	-	-	-	-	1	-	1
63	ARGENTINA	-	-	2	3	-	-	-	5	-	5
	Cycling	-	-	-	1	-	-	-	1	-	1
	Football	-	-	1	-	-	-	-	1	-	1
	Rugby Union	-	-	1	-	-	-	-	1	-	1
	Taekwondo	-	-	-	1	-	-	-	1	-	1
	Wrestling	-	-	-	1	-	-	-	1	-	1
88	ARMENIA	-	-	2	-	-	-	-	2	-	2
	Wrestling	-	-	2	-	-	-	-	2	-	2
25	AUSTRALIA	6	-	7	3	-	-	-	16	7	23
	Australian Rules Football	2	-	-	-	-	-	-	2	-	2
	Baseball	-	-	1	-	-	-	-	1	-	1
	Bodybuilding	-	-	4	2	-	-	-	6	1	7
	Field Hockey	-	-	-	1	-	-	-	1	-	1
	Powerlifting	1	-	-	-	-	-	-	1	-	1
	Rugby League	-	-	-	-	-	-	-	-	5	5
	Rugby Union	1	-	1	-	-	-	-	2	1	3
	Table Tennis	-	-	1	-	-	-	-	1	-	1
	Weightlifting	2	-	-	-	-	-	-	2	-	2
23	AUSTRIA	1	-	3	-	-	-	-	4	20	24
	Bodybuilding	-	-	1	-	-	-	-	1	-	1
	Cycling	-	-	-	-	-	-	-	-	5	5
	Powerlifting	1	-	-	-	-	-	-	1	14	15
	Skiing	-	-	-	-	-	-	-	-	1	1
	Triathlon	-	-	1	-	-	-	-	1	-	1
	Weightlifting	-	-	1	-	-	-	-	1	-	1
46	AZERBAIJAN	1	-	5	2	-	-	-	8	1	9
	Athletics	1	-	-	1	-	-	-	2	-	2
	Weightlifting	-	-	5	1	-	-	-	6	-	6
	Wrestling	-	-	-	-	-	-	-	-	1	1
76	BAHAMAS	-	-	1	2	-	-	-	3	-	3
	Bodybuilding	-	-	1	2	-	-	-	3	-	3
76	BAHRAIN	-	-	3	-	-	-	-	3	-	3
	Athletics	-	-	1	-	-	-	-	1	-	1
	Bodybuilding	-	-	1	-	-	-	-	1	-	1
	Cycling	-	-	1	-	-	-	-	1	-	1
88	BARBADOS	1	-	1	-	-	-	-	2	-	2
	Cycling	1	-	1	-	-	-	-	2	-	2
31	BELARUS	6	1	6	2	1	-	-	16	2	18
	Aquatics	1	-	-	-	-	-	-	1	-	1
	Athletics	1	-	3	1	1	-	-	6	2	8
	Biathlon	-	-	1	-	-	-	-	1	-	1
	Cycling	2	1	-	-	-	-	-	3	-	3
	Football	-	-	1	-	-	-	-	1	-	1
	Handball	1	-	-	-	-	-	-	1	-	1
	Weightlifting	-	-	1	1	-	-	-	2	-	2
	Wrestling	1	-	-	-	-	-	-	1	-	1

* As indicated in the case decisions received by WADA.

** Based on each AAF which may not be the same as the number of decisions rendered. A decision may refer to multiple AAFs from the same athlete.

Table 10-Total ADRVs from Athletes by Nationality and Sport (continued)

Ranking by Total ADRVs	Athlete Nationality - Sport	Urine				Blood			Total Analytical ADRVs	Total Non-Analytical ADRVs	Total ADRVs
		Out-of-Competition		In-Competition		Out-of-Competition		In-Competition			
		M	F	M	F	M	F	M			
5	BELGIUM	20	-	26	4	-	-	-	50	17	67
	American Football	-	-	1	-	-	-	-	1	-	1
	Athletics	-	-	1	1	-	-	-	2	-	2
	Automobile Sports	-	-	1	-	-	-	-	1	-	1
	Basketball	-	-	1	-	-	-	-	1	-	1
	Bodybuilding	19	-	2	1	-	-	-	22	11	33
	Boxing	-	-	3	1	-	-	-	4	-	4
	Cycling	-	-	7	-	-	-	-	7	2	9
	Football	-	-	1	-	-	-	-	1	1	2
	Judo	-	-	1	1	-	-	-	2	1	3
	Karate	-	-	1	-	-	-	-	1	-	1
	Kickboxing	-	-	3	-	-	-	-	3	1	4
	Mixed Martial Arts	-	-	2	-	-	-	-	2	-	2
	Powerlifting	1	-	-	-	-	-	-	1	1	2
	Shooting	-	-	1	-	-	-	-	1	-	1
	Waterskiing	-	-	1	-	-	-	-	1	-	1
76	BOLIVIA	-	-	1	2	-	-	-	3	-	3
	Bodybuilding	-	-	-	1	-	-	-	1	-	1
	Football	-	-	1	-	-	-	-	1	-	1
	Weightlifting	-	-	-	1	-	-	-	1	-	1
76	BOSNIA AND HERZEGOVINA	-	-	3	-	-	-	-	3	-	3
	Boxing	-	-	2	-	-	-	-	2	-	2
	Canoe/Kayak	-	-	1	-	-	-	-	1	-	1
76	BOTSWANA	-	-	3	-	-	-	-	3	-	3
	Rugby Union	-	-	3	-	-	-	-	3	-	3
11	BRAZIL	1	2	30	10	-	-	-	43	2	45
	Aquatics	-	-	1	-	-	-	-	1	-	1
	Athletics	-	-	4	-	-	-	-	4	-	4
	Automobile Sports	-	-	2	-	-	-	-	2	-	2
	Bodybuilding	-	-	1	1	-	-	-	2	-	2
	Boxing	-	1	1	-	-	-	-	2	-	2
	Cycling	1	1	3	1	-	-	-	6	-	6
	Fencing	-	-	1	-	-	-	-	1	-	1
	Football	-	-	11	-	-	-	-	11	2	13
	Judo	-	-	-	2	-	-	-	2	-	2
	Powerlifting	-	-	2	-	-	-	-	2	-	2
	Rowing	-	-	-	3	-	-	-	3	-	3
	Triathlon	-	-	1	-	-	-	-	1	-	1
	Weightlifting	-	-	2	3	-	-	-	5	-	5
	Wrestling	-	-	1	-	-	-	-	1	-	1
100	BRUNEI DARUSSALAM	-	-	1	-	-	-	-	1	-	1
	Bodybuilding	-	-	1	-	-	-	-	1	-	1
22	BULGARIA	8	4	10	3	-	-	-	25	-	25
	Arm Wrestling	-	-	1	-	-	-	-	1	-	1
	Athletics	-	-	1	2	-	-	-	3	-	3
	Bodybuilding	-	1	-	-	-	-	-	1	-	1
	Boxing	-	-	1	-	-	-	-	1	-	1
	Canoe/Kayak	-	-	1	-	-	-	-	1	-	1
	Cycling	-	-	2	-	-	-	-	2	-	2
	Judo	-	-	-	1	-	-	-	1	-	1
	Skiing	-	-	1	-	-	-	-	1	-	1
	Volleyball	-	-	1	-	-	-	-	1	-	1
	Weightlifting	8	3	1	-	-	-	-	12	-	12
	Wrestling	-	-	1	-	-	-	-	1	-	1
20	CANADA	9	-	16	1	-	-	-	26	3	29
	American Football	4	-	1	-	-	-	-	5	1	6
	Athletics	2	-	3	-	-	-	-	5	-	5
	Baseball	-	-	1	-	-	-	-	1	-	1
	Broomball	-	-	-	-	-	-	-	-	1	1
	Cycling	-	-	1	-	-	-	-	1	1	2
	Football	-	-	1	-	-	-	-	1	-	1
	Judo	1	-	-	1	-	-	-	2	-	2
	Powerlifting	-	-	4	-	-	-	-	4	-	4
	Sleddog	-	-	1	-	-	-	-	1	-	1
	Softball	1	-	-	-	-	-	-	1	-	1
	Weightlifting	-	-	3	-	-	-	-	3	-	3
	Wrestling	1	-	1	-	-	-	-	2	-	2

Table 10-Total ADRVs from Athletes by Nationality and Sport (continued)

Ranking by Total ADRVs	Athlete Nationality - Sport	Urine				Blood			Total Analytical ADRVs	Total Non-Analytical ADRVs	Total ADRVs
		Out-of-Competition		In-Competition		Out-of-Competition		In-Competition			
		M	F	M	F	M	F	M			
43	CHILE	6	-	4	-	-	-	-	10	-	10
	Athletics	-	-	1	-	-	-	-	1	-	1
	Cycling	-	-	2	-	-	-	-	2	-	2
	Rowing	6	-	-	-	-	-	-	6	-	6
	Taekwondo	-	-	1	-	-	-	-	1	-	1
17	CHINA	19	4	5	3	-	-	-	31	2	33
	Aquatics	2	-	-	-	-	-	-	2	-	2
	Athletics	11	-	1	-	-	-	-	12	-	12
	Badminton	-	-	-	1	-	-	-	1	-	1
	Basketball	-	-	1	-	-	-	-	1	-	1
	Bodybuilding	-	-	2	-	-	-	-	2	-	2
	Boxing	-	-	-	-	-	-	-	-	1	1
	Cycling	-	1	-	-	-	-	-	1	-	1
	Gymnastics	-	1	-	-	-	-	-	1	-	1
	Shooting	-	-	1	-	-	-	-	1	-	1
	Skating	-	1	-	-	-	-	-	1	-	1
	Taekwondo	1	-	-	-	-	-	-	1	-	1
	Weightlifting	3	1	-	2	-	-	-	6	-	6
	Wrestling	2	-	-	-	-	-	-	2	-	2
	Wushu	-	-	-	-	-	-	-	-	1	1
76	CHINESE TAIPEI	2	-	-	1	-	-	-	3	-	3
	Canoe/Kayak	1	-	-	-	-	-	-	1	-	1
	Weightlifting	1	-	-	1	-	-	-	2	-	2
34	COLOMBIA	1	-	6	6	-	-	-	13	2	15
	Athletics	-	-	-	-	-	-	-	-	1	1
	Baseball	-	-	1	-	-	-	-	1	-	1
	Basketball	-	-	1	-	-	-	-	1	-	1
	Cycling	1	-	2	3	-	-	-	6	1	7
	Sambo	-	-	1	-	-	-	-	1	-	1
	Shooting	-	-	-	1	-	-	-	1	-	1
	Taekwondo	-	-	1	-	-	-	-	1	-	1
	Triathlon	-	-	-	1	-	-	-	1	-	1
	Weightlifting	-	-	-	1	-	-	-	1	-	1
100	CONGO - DEMOCRATIC REPUBLIC OF THE	-	1	-	-	-	-	-	1	-	1
	Taekwondo	-	1	-	-	-	-	-	1	-	1
59	COSTA RICA	-	-	6	-	-	-	-	6	-	6
	Cycling	-	-	5	-	-	-	-	5	-	5
	Powerlifting	-	-	1	-	-	-	-	1	-	1
46	CROATIA	2	1	4	-	-	-	-	7	2	9
	Aquatics	-	-	-	-	-	-	-	-	1	1
	Athletics	-	1	-	-	-	-	-	1	-	1
	Bodybuilding	1	-	1	-	-	-	-	2	1	3
	Football	-	-	1	-	-	-	-	1	-	1
	Powerlifting	-	-	2	-	-	-	-	2	-	2
	Wrestling	1	-	-	-	-	-	-	1	-	1
51	CUBA	2	-	6	-	-	-	-	8	-	8
	Cycling	1	-	3	-	-	-	-	4	-	4
	Football	-	-	2	-	-	-	-	2	-	2
	Sailing	1	-	-	-	-	-	-	1	-	1
	Weightlifting	-	-	1	-	-	-	-	1	-	1
100	CURACAO	-	-	1	-	-	-	-	1	-	1
	Volleyball	-	-	1	-	-	-	-	1	-	1
88	CYPRUS	-	-	1	-	-	-	-	1	1	2
	Basketball	-	-	1	-	-	-	-	1	-	1
	Volleyball	-	-	-	-	-	-	-	-	1	1
23	CZECH REPUBLIC	1	-	12	1	-	-	-	14	10	24
	American Football	-	-	-	-	-	-	-	-	1	1
	Bodybuilding	-	-	6	1	-	-	-	7	6	13
	Boxing	-	-	1	-	-	-	-	1	-	1
	Cycling	1	-	-	-	-	-	-	1	1	2
	Field Hockey	-	-	1	-	-	-	-	1	-	1
	Handball	-	-	-	-	-	-	-	-	1	1
	Ice Hockey	-	-	2	-	-	-	-	2	-	2
	Ice Sledge Hockey	-	-	1	-	-	-	-	1	-	1
	Rugby Union	-	-	1	-	-	-	-	1	-	1
	Street and Ball Hockey	-	-	-	-	-	-	-	-	1	1

Table 10-Total ADRVs from Athletes by Nationality and Sport (continued)

Ranking by Total ADRVs	Athlete Nationality - Sport	Urine				Blood			Total Analytical ADRVs	Total Non-Analytical ADRVs	Total ADRVs
		Out-of-Competition		In-Competition		Out-of-Competition		In-Competition			
		M	F	M	F	M	F	M			
41	DENMARK	-	-	10	1	-	-	-	11	-	11
	Boxing	-	-	1	-	-	-	-	1	-	1
	Curling	-	-	-	1	-	-	-	1	-	1
	Motorcycle Racing	-	-	2	-	-	-	-	2	-	2
	Powerlifting	-	-	1	-	-	-	-	1	-	1
	Rugby Union	-	-	4	-	-	-	-	4	-	4
	Taekwondo	-	-	1	-	-	-	-	1	-	1
	Triathlon	-	-	1	-	-	-	-	1	-	1
59	DOMINICAN REPUBLIC	2	-	3	1	-	-	-	6	-	6
	Baseball	-	-	1	-	-	-	-	1	-	1
	Bodybuilding	-	-	-	1	-	-	-	1	-	1
	Boxing	1	-	1	-	-	-	-	2	-	2
	Cycling	-	-	1	-	-	-	-	1	-	1
	Softball	1	-	-	-	-	-	-	1	-	1
63	ECUADOR	-	-	3	1	-	-	-	4	1	5
	Athletics	-	-	1	1	-	-	-	2	1	3
	Football	-	-	1	-	-	-	-	1	-	1
	Powerlifting	-	-	1	-	-	-	-	1	-	1
15	EGYPT	25	3	4	1	-	-	-	33	1	34
	Arm Wrestling	-	-	2	-	-	-	-	2	-	2
	Bodybuilding	18	-	-	-	-	-	-	18	-	18
	Handball	1	-	-	-	-	-	-	1	-	1
	Karate	-	1	-	-	-	-	-	1	-	1
	Rowing	1	-	-	-	-	-	-	1	-	1
	Weightlifting	5	2	2	1	-	-	-	10	-	10
	Wrestling	-	-	-	-	-	-	-	-	1	1
56	ESTONIA	2	-	4	-	-	-	-	6	1	7
	Athletics	1	-	-	-	-	-	-	1	1	2
	Football	-	-	4	-	-	-	-	4	-	4
	Weightlifting	1	-	-	-	-	-	-	1	-	1
76	ETHIOPIA	-	-	1	1	-	-	-	2	1	3
	Athletics	-	-	1	1	-	-	-	2	1	3
63	FINLAND	1	2	1	1	-	-	-	5	-	5
	Bodybuilding	-	2	-	-	-	-	-	2	-	2
	Ice Hockey	-	-	-	1	-	-	-	1	-	1
	Weightlifting	1	-	1	-	-	-	-	2	-	2
4	FRANCE	4	-	51	11	-	-	-	66	18	84
	Aquatics	-	-	-	1	-	-	-	1	-	1
	Athletics	2	-	4	2	-	-	-	8	-	8
	Basketball	-	-	2	-	-	-	-	2	1	3
	Basque Pelota	-	-	1	-	-	-	-	1	-	1
	Bodybuilding	-	-	7	1	-	-	-	8	1	9
	Boules Sports	-	-	2	-	-	-	-	2	-	2
	Boxing	-	-	4	-	-	-	-	4	-	4
	Cycling	1	-	8	1	-	-	-	10	5	15
	Fencing	-	-	-	1	-	-	-	1	-	1
	Fistball	-	-	-	-	-	-	-	-	1	1
	Football	-	-	5	-	-	-	-	5	1	6
	Handball	-	-	-	2	-	-	-	2	-	2
	Judo	-	-	-	-	-	-	-	-	1	1
	Karate	-	-	-	-	-	-	-	-	2	2
	Kickboxing	-	-	3	-	-	-	-	3	3	6
	Motorcycle Racing	-	-	1	-	-	-	-	1	-	1
	Muaythai	-	-	3	1	-	-	-	4	1	5
	Powerlifting	-	-	3	-	-	-	-	3	-	3
	Rugby Union	-	-	4	-	-	-	-	4	-	4
	Skiing	-	-	-	-	-	-	-	-	1	1
	Squash	-	-	-	2	-	-	-	2	-	2
	Tennis	-	-	1	-	-	-	-	1	-	1
	Triathlon	-	-	1	-	-	-	-	1	1	2
	Volleyball	-	-	1	-	-	-	-	1	-	1
	Weightlifting	1	-	1	-	-	-	-	2	-	2
63	GABON	5	-	-	-	-	-	-	5	-	5
	Boxing	1	-	-	-	-	-	-	1	-	1
	Judo	3	-	-	-	-	-	-	3	-	3
	Wrestling	1	-	-	-	-	-	-	1	-	1

Table 10-Total ADRVs from Athletes by Nationality and Sport (continued)

Ranking by Total ADRVs	Athlete Nationality - Sport	Urine				Blood			Total Analytical ADRVs	Total Non-Analytical ADRVs	Total ADRVs
		Out-of-Competition		In-Competition		Out-of-Competition		In-Competition			
		M	F	M	F	M	F	M			
72	GEORGIA	2	-	2	-	-	-	-	4	-	4
	Arm Wrestling	-	-	1	-	-	-	-	1	-	1
	Bodybuilding	1	-	-	-	-	-	-	1	-	1
	Weightlifting	1	-	1	-	-	-	-	2	-	2
19	GERMANY	2	-	23	1	-	-	-	26	5	31
	Arm Wrestling	-	-	2	-	-	-	-	2	-	2
	Athletics	-	-	2	-	-	-	-	2	1	3
	Baseball	-	-	-	-	-	-	-	-	1	1
	Basketball	-	-	1	-	-	-	-	1	-	1
	Bobsleigh	-	-	1	-	-	-	-	1	-	1
	Boxing	-	-	3	-	-	-	-	3	-	3
	Cycling	-	-	2	-	-	-	-	2	1	3
	Football 5-a-Side	2	-	-	-	-	-	-	2	-	2
	Ice Hockey	-	-	1	-	-	-	-	1	-	1
	Motoball	-	-	1	-	-	-	-	1	-	1
	Powerlifting	-	-	6	-	-	-	-	6	-	6
	Roller Sports	-	-	1	-	-	-	-	1	-	1
	Rowing	-	-	-	-	-	-	-	-	1	1
	Weightlifting	-	-	-	1	-	-	-	1	-	1
	Wrestling	-	-	3	-	-	-	-	3	1	4
100	GHANA	-	-	1	-	-	-	-	1	-	1
	Athletics	-	-	1	-	-	-	-	1	-	1
43	GREECE	-	-	8	1	-	-	-	9	1	10
	Athletics	-	-	1	-	-	-	-	1	-	1
	Automobile Sports	-	-	1	-	-	-	-	1	-	1
	Basketball	-	-	2	-	-	-	-	2	-	2
	Cycling	-	-	-	-	-	-	-	-	1	1
	Football	-	-	1	-	-	-	-	1	-	1
	Weightlifting	-	-	3	1	-	-	-	4	-	4
33	GUATEMALA	1	1	12	1	-	-	-	15	1	16
	Athletics	-	-	-	1	-	-	-	1	-	1
	Bodybuilding	1	-	2	-	-	-	-	3	-	3
	Cycling	-	-	1	-	-	-	-	1	-	1
	Football	-	-	8	-	-	-	-	8	-	8
	Motorcycle Racing	-	-	1	-	-	-	-	1	1	2
	Weightlifting	-	1	-	-	-	-	-	1	-	1
100	GUYANA	-	-	1	-	-	-	-	1	-	1
	Cycling	-	-	1	-	-	-	-	1	-	1
76	HONDURAS	-	-	3	-	-	-	-	3	-	3
	Bodybuilding	-	-	2	-	-	-	-	2	-	2
	Boxing	-	-	1	-	-	-	-	1	-	1
88	HONG KONG	-	-	1	-	-	-	-	1	1	2
	Bodybuilding	-	-	1	-	-	-	-	1	-	1
	Triathlon	-	-	-	-	-	-	-	-	1	1
51	HUNGARY	2	-	5	1	-	-	-	8	-	8
	Bodybuilding	1	-	-	-	-	-	-	1	-	1
	Boxing	-	-	1	-	-	-	-	1	-	1
	Canoe/Kayak	-	-	1	-	-	-	-	1	-	1
	Cycling	-	-	1	-	-	-	-	1	-	1
	Rugby Union	-	-	2	-	-	-	-	2	-	2
	Triathlon	-	-	-	1	-	-	-	1	-	1
	Weightlifting	1	-	-	-	-	-	-	1	-	1
100	ICELAND	-	-	1	-	-	-	-	1	-	1
	Equestrian	-	-	1	-	-	-	-	1	-	1
3	INDIA	12	4	66	33	-	-	-	115	2	117
	Aquatics	-	-	3	-	-	-	-	3	-	3
	Athletics	2	-	12	7	-	-	-	21	-	21
	Bodybuilding	-	-	1	-	-	-	-	1	-	1
	Boxing	1	1	5	1	-	-	-	8	-	8
	Cycling	1	-	3	-	-	-	-	4	-	4
	Field Hockey	-	-	2	-	-	-	-	1	-	1
	Football	-	-	1	-	-	-	-	1	-	1
	Judo	-	-	2	-	-	-	-	2	-	2
	Kabaddi	2	-	2	-	-	-	-	4	-	4
	Powerlifting	-	-	2	1	-	-	-	3	-	3
	Rowing	1	-	-	1	-	-	-	2	-	2
	Street and Ball Hockey	-	-	-	-	-	-	-	1	-	1
	Weightlifting	4	3	28	21	-	-	-	56	-	56
	Wrestling	1	-	4	1	-	-	-	6	2	8
	Wushu	-	-	1	1	-	-	-	2	-	2

Table 10-Total ADRVs from Athletes by Nationality and Sport (continued)

Ranking by Total ADRVs	Athlete Nationality - Sport	Urine				Blood			Total Analytical ADRVs	Total Non-Analytical ADRVs	Total ADRVs
		Out-of-Competition		In-Competition		Out-of-Competition		In-Competition			
		M	F	M	F	M	F	M			
88	INDONESIA	-	-	1	1	-	-	-	2	-	2
	Archery	-	-	-	1	-	-	-	1	-	1
	Cycling	-	-	1	-	-	-	-	1	-	1
10	IRAN - ISLAMIC REPUBLIC OF	5	1	40	2	-	-	-	48	-	48
	Aquatics	-	-	1	-	-	-	-	1	-	1
	Athletics	-	-	5	1	-	-	-	6	-	6
	Basketball	-	-	8	-	-	-	-	8	-	8
	Bodybuilding	-	-	1	-	-	-	-	1	-	1
	Boxing	-	-	2	-	-	-	-	2	-	2
	Canoe/Kayak	-	-	3	1	-	-	-	4	-	4
	Cycling	-	-	1	-	-	-	-	1	-	1
	Football	-	-	4	-	-	-	-	4	-	4
	Handball	-	-	4	-	-	-	-	4	-	4
	Karate	1	-	-	-	-	-	-	1	-	1
	Kurash	-	-	3	-	-	-	-	3	-	3
	Powerlifting	-	-	2	-	-	-	-	2	-	2
	Shooting	-	-	1	-	-	-	-	1	-	1
	Tennis	-	1	-	-	-	-	-	1	-	1
	Volleyball	-	-	3	-	-	-	-	3	-	3
	Weightlifting	2	-	-	-	-	-	-	2	-	2
	Wrestling	1	-	1	-	-	-	-	2	-	2
	Wushu	1	-	1	-	-	-	-	2	-	2
63	IRAQ	2	-	3	-	-	-	-	5	-	5
	Athletics	2	-	-	-	-	-	-	2	-	2
	Boxing	-	-	1	-	-	-	-	1	-	1
	Powerlifting	-	-	2	-	-	-	-	2	-	2
63	IRELAND	1	-	4	-	-	-	-	5	-	5
	Automobile Sports	-	-	1	-	-	-	-	1	-	1
	Cycling	-	-	1	-	-	-	-	1	-	1
	Football	-	-	2	-	-	-	-	2	-	2
	Gaelic Games	1	-	-	-	-	-	-	1	-	1
2	ITALY	4	2	55	10	-	-	1	72	57	129
	American Football	1	-	-	-	-	-	-	1	-	1
	Aquatics	-	-	1	2	-	-	-	3	4	7
	Athletics	-	1	1	1	-	-	-	3	-	3
	Baseball	-	-	3	-	-	-	-	3	2	5
	Basketball	-	-	4	-	-	-	-	4	1	5
	Bodybuilding	-	-	1	-	-	-	-	1	8	9
	Boxing	-	1	3	-	-	-	-	4	2	6
	Canoe/Kayak	-	-	-	2	-	-	-	2	-	2
	Cycling	2	-	23	1	-	-	1	27	23	50
	DanceSport	-	-	2	1	-	-	-	3	-	3
	Equestrian	-	-	3	-	-	-	-	3	1	4
	Field Hockey	-	-	-	1	-	-	-	1	-	1
	Football	-	-	4	-	-	-	-	4	5	9
	Gymnastics	-	-	-	1	-	-	-	1	-	1
	Handball	-	-	1	-	-	-	-	1	-	1
	Karate	-	-	1	-	-	-	-	1	-	1
	Kickboxing	-	-	1	-	-	-	-	1	1	2
	Powerboating	-	-	-	-	-	-	-	-	1	1
	Powerlifting	-	-	2	-	-	-	-	2	-	2
	Rafting	-	-	-	-	-	-	-	-	1	1
	Roller Sports	-	-	1	1	-	-	-	2	3	5
	Rugby Union	-	-	2	-	-	-	-	2	-	2
	Skating	-	-	-	-	-	-	-	-	2	2
	Triathlon	-	-	-	-	-	-	-	-	2	2
	Underwater Sports	-	-	1	-	-	-	-	1	-	1
	Weightlifting	1	-	-	-	-	-	-	1	1	2
	Wrestling	-	-	1	-	-	-	-	1	-	1
51	JAPAN	1	-	7	-	-	-	-	8	-	8
	Bodybuilding	1	-	2	-	-	-	-	3	-	3
	Golf	-	-	1	-	-	-	-	1	-	1
	Powerlifting	-	-	3	-	-	-	-	3	-	3
	Weightlifting	-	-	1	-	-	-	-	1	-	1
51	JORDAN	1	-	5	-	-	-	-	6	2	8
	Bodybuilding	-	-	5	-	-	-	-	5	2	7
	Weightlifting	1	-	-	-	-	-	-	1	-	1

Table 10-Total ADRVs from Athletes by Nationality and Sport (continued)

Ranking by Total ADRVs	Athlete Nationality - Sport	Urine				Blood			Total Analytical ADRVs	Total Non-Analytical ADRVs	Total ADRVs
		Out-of-Competition		In-Competition		Out-of-Competition		In-Competition			
		M	F	M	F	M	F	M			
18	KAZAKHSTAN	5	-	22	5	-	-	-	32	-	32
	Aquatics	-	-	2	-	-	-	-	2	-	2
	Arm Wrestling	-	-	3	-	-	-	-	3	-	3
	Bodybuilding	1	-	-	-	-	-	-	1	-	1
	Canoe/Kayak	1	-	-	-	-	-	-	1	-	1
	Cycling	-	-	4	-	-	-	-	4	-	4
	Ice Hockey	-	-	2	-	-	-	-	2	-	2
	Powerlifting	1	-	-	-	-	-	-	1	-	1
	Sambo	-	-	1	-	-	-	-	1	-	1
	Taekwondo	1	-	-	-	-	-	-	1	-	1
	Triathlon	-	-	1	-	-	-	-	1	-	1
	Weightlifting	1	-	7	4	-	-	-	12	-	12
	Wrestling	-	-	2	1	-	-	-	3	-	3
41	KENYA	-	5	2	4	-	-	-	11	-	11
	Athletics	-	5	2	4	-	-	-	11	-	11
72	KOREA - DEMOCRATIC PEOPLE'S REPUBLIC OF	-	-	3	1	-	-	-	4	-	4
	Football	-	-	1	-	-	-	-	1	-	1
	Weightlifting	-	-	2	1	-	-	-	3	-	3
8	KOREA - REPUBLIC OF	27	2	17	4	-	-	1	51	-	51
	Athletics	-	-	1	-	-	-	-	1	-	1
	Basketball	-	-	-	1	-	-	-	1	-	1
	Bodybuilding	27	-	6	-	-	-	1	34	-	34
	Boules Sports	-	-	1	-	-	-	-	1	-	1
	Canoe/Kayak	-	-	1	-	-	-	-	1	-	1
	Cycling	-	-	1	-	-	-	-	1	-	1
	Handball	-	1	-	-	-	-	-	1	-	1
	Ice Hockey	-	-	2	-	-	-	-	2	-	2
	Rowing	-	-	-	2	-	-	-	2	-	2
	Rugby Union	-	-	1	-	-	-	-	1	-	1
	Taekwondo	-	-	-	1	-	-	-	1	-	1
	Underwater Sports	-	-	1	-	-	-	-	1	-	1
	Volleyball	-	-	1	-	-	-	-	1	-	1
	Weightlifting	-	1	1	-	-	-	-	2	-	2
	Wushu	-	-	1	-	-	-	-	1	-	1
51	KUWAIT	1	-	7	-	-	-	-	8	-	8
	Basketball	-	-	2	-	-	-	-	2	-	2
	Boxing	-	-	2	-	-	-	-	2	-	2
	Handball	1	-	-	-	-	-	-	1	-	1
	Karate	-	-	1	-	-	-	-	1	-	1
	Weightlifting	-	-	2	-	-	-	-	2	-	2
100	KYRGYZSTAN	-	-	1	-	-	-	-	1	-	1
	Wrestling	-	-	1	-	-	-	-	1	-	1
63	LATVIA	-	-	4	-	-	-	-	4	1	5
	Aquatics	-	-	1	-	-	-	-	1	-	1
	Lacrosse	-	-	1	-	-	-	-	1	-	1
	Powerlifting	-	-	2	-	-	-	-	2	-	2
	Weightlifting	-	-	-	-	-	-	-	-	1	1
100	LITHUANIA	-	-	1	-	-	-	-	1	-	1
	Volleyball	-	-	1	-	-	-	-	1	-	1
88	MACEDONIA	-	1	-	1	-	-	-	2	-	2
	Athletics	-	1	-	-	-	-	-	1	-	1
	Karate	-	-	-	1	-	-	-	1	-	1
59	MALAYSIA	1	1	4	-	-	-	-	6	-	6
	Bodybuilding	1	-	2	-	-	-	-	3	-	3
	Boxing	-	-	1	-	-	-	-	1	-	1
	Rugby Union	-	1	-	-	-	-	-	1	-	1
	Weightlifting	-	-	1	-	-	-	-	1	-	1
36	MALTA	-	-	11	-	-	-	-	11	2	13
	Athletics	-	-	-	-	-	-	-	-	1	1
	Boxing	-	-	1	-	-	-	-	1	-	1
	Football	-	-	3	-	-	-	-	3	1	4
	Rowing	-	-	7	-	-	-	-	7	-	7
88	MAURITIUS	2	-	-	-	-	-	-	2	-	2
	Weightlifting	2	-	-	-	-	-	-	2	-	2

Table 10-Total ADRVs from Athletes by Nationality and Sport (continued)

Ranking by Total ADRVs	Athlete Nationality - Sport	Urine				Blood			Total Analytical ADRVs	Total Non-Analytical ADRVs	Total ADRVs
		Out-of-Competition		In-Competition		Out-of-Competition		In-Competition			
		M	F	M	F	M	F	M			
28	MEXICO	6	1	8	5	-	-	-	20	1	21
	American Football	1	-	-	-	-	-	-	1	-	1
	Athletics	-	-	2	2	-	-	-	4	-	4
	Baseball	-	-	2	-	-	-	-	2	-	2
	Bodybuilding	-	-	-	1	-	-	-	1	-	1
	Boxing	1	-	1	-	-	-	-	2	-	2
	Canoe/Kayak	1	-	-	-	-	-	-	1	-	1
	Cycling	-	-	1	-	-	-	-	1	1	2
	Judo	1	-	-	-	-	-	-	1	-	1
	Powerlifting	1	-	1	-	-	-	-	2	-	2
	Softball	1	-	-	-	-	-	-	1	-	1
	Volleyball	-	-	-	1	-	-	-	1	-	1
	Weightlifting	-	1	1	1	-	-	-	3	-	3
63	MOLDOVA - REPUBLIC OF	-	-	5	-	-	-	-	5	-	5
	Weightlifting	-	-	5	-	-	-	-	5	-	5
46	MONGOLIA	5	-	3	1	-	-	-	9	-	9
	Bodybuilding	5	-	-	-	-	-	-	5	-	5
	Judo	-	-	-	1	-	-	-	1	-	1
	Powerlifting	-	-	1	-	-	-	-	1	-	1
	Skiing	-	-	1	-	-	-	-	1	-	1
	Sumo	-	-	1	-	-	-	-	1	-	1
38	MOROCCO	1	-	6	1	-	-	-	8	4	12
	Athletics	-	-	3	1	-	-	-	4	4	8
	Cycling	1	-	1	-	-	-	-	2	-	2
	Judo	-	-	1	-	-	-	-	1	-	1
	Wrestling	-	-	1	-	-	-	-	1	-	1
100	MOZAMBIQUE	-	-	-	1	-	-	-	1	-	1
	Basketball	-	-	-	1	-	-	-	1	-	1
38	NETHERLANDS	-	-	8	2	-	-	-	10	2	12
	Billiards Sports	-	-	1	1	-	-	-	2	-	2
	Bodybuilding	-	-	-	1	-	-	-	1	1	2
	Boxing	-	-	1	-	-	-	-	1	-	1
	Cycling	-	-	-	-	-	-	-	-	1	1
	Football	-	-	2	-	-	-	-	2	-	2
	Kickboxing	-	-	1	-	-	-	-	1	-	1
	Powerlifting	-	-	2	-	-	-	-	2	-	2
	Rugby Union	-	-	1	-	-	-	-	1	-	1
88	NETHERLANDS ANTILLES	-	-	2	-	-	-	-	2	-	2
	Bodybuilding	-	-	2	-	-	-	-	2	-	2
43	NEW ZEALAND	-	-	3	1	-	-	-	4	6	10
	Cycling	-	-	1	-	-	-	-	1	1	2
	Football	-	-	-	1	-	-	-	1	-	1
	Rafting	-	-	1	-	-	-	-	1	-	1
	Rugby Union	-	-	1	-	-	-	-	1	1	2
	Triathlon	-	-	-	-	-	-	-	-	1	1
	Weightlifting	-	-	-	-	-	-	-	-	3	3
88	NICARAGUA	-	-	1	1	-	-	-	2	-	2
	Wrestling	-	-	1	1	-	-	-	2	-	2
38	NIGERIA	4	-	2	6	-	-	-	12	-	12
	Athletics	1	-	1	3	-	-	-	5	-	5
	Football	-	-	1	-	-	-	-	1	-	1
	Powerlifting	3	-	-	-	-	-	-	3	-	3
	Weightlifting	-	-	-	1	-	-	-	1	-	1
	Wrestling	-	-	-	2	-	-	-	2	-	2
31	NORWAY	4	-	8	1	-	-	-	13	5	18
	Bodybuilding	-	-	3	1	-	-	-	4	4	8
	Boxing	1	-	-	-	-	-	-	1	-	1
	Cheer	1	-	-	-	-	-	-	1	-	1
	Cycling	-	-	2	-	-	-	-	2	1	3
	Football	-	-	1	-	-	-	-	1	-	1
	Ice Hockey	-	-	2	-	-	-	-	2	-	2
	Powerlifting	1	-	-	-	-	-	-	1	-	1
	Skiing	1	-	-	-	-	-	-	1	-	1

Table 10-Total ADRVs from Athletes by Nationality and Sport (continued)

Ranking by Total ADRVs	Athlete Nationality - Sport	Urine				Blood			Total Analytical ADRVs	Total Non-Analytical ADRVs	Total ADRVs
		Out-of-Competition		In-Competition		Out-of-Competition		In-Competition			
		M	F	M	F	M	F	M			
100	OMAN	-	-	1	-	-	-	-	1	-	1
	Bodybuilding	-	-	1	-	-	-	-	1	-	1
88	PAKISTAN	-	-	2	-	-	-	-	2	-	2
	Cricket	-	-	2	-	-	-	-	2	-	2
88	PANAMA	1	-	1	-	-	-	-	2	-	2
	Cycling	1	-	-	-	-	-	-	1	-	1
	Football	-	-	1	-	-	-	-	1	-	1
76	PARAGUAY	-	-	2	1	-	-	-	3	-	3
	Football	-	-	2	-	-	-	-	2	-	2
	Wrestling	-	-	-	1	-	-	-	1	-	1
56	PERU	-	-	4	3	-	-	-	7	-	7
	Aquatics	-	-	1	-	-	-	-	1	-	1
	Athletics	-	-	-	3	-	-	-	3	-	3
	Bodybuilding	-	-	2	-	-	-	-	2	-	2
	Wrestling	-	-	1	-	-	-	-	1	-	1
13	POLAND	5	1	28	5	-	-	-	39	4	43
	Aquatics	-	-	2	-	-	-	-	2	-	2
	Athletics	2	1	-	-	-	-	-	3	-	3
	Bodybuilding	-	-	9	3	-	-	-	12	3	15
	Boxing	1	-	2	-	-	-	-	3	-	3
	Cycling	-	-	1	-	-	-	-	1	1	2
	Ice Hockey	-	-	1	-	-	-	-	1	-	1
	Motorcycle Racing	-	-	1	-	-	-	-	1	-	1
	Muaythai	-	-	-	1	-	-	-	1	-	1
	Rugby Union	-	-	5	-	-	-	-	5	-	5
	Sumo	-	-	2	1	-	-	-	3	-	3
	Weightlifting	-	-	5	-	-	-	-	5	-	5
	Wrestling	2	-	-	-	-	-	-	2	-	2
14	PORTUGAL	-	-	32	4	-	-	-	36	2	38
	Aquatics	-	-	1	1	-	-	-	2	-	2
	Athletics	-	-	-	2	-	-	-	2	1	3
	Automobile Sports	-	-	1	-	-	-	-	1	-	1
	Basketball	-	-	1	-	-	-	-	1	-	1
	Boxing	-	-	4	-	-	-	-	4	-	4
	Cycling	-	-	3	-	-	-	-	3	-	3
	Football	-	-	9	-	-	-	-	9	-	9
	Handball	-	-	2	-	-	-	-	2	-	2
	Kickboxing	-	-	5	-	-	-	-	5	-	5
	Roller Sports	-	-	1	-	-	-	-	1	-	1
	Rugby Union	-	-	4	-	-	-	-	4	-	4
	Sailing	-	-	-	-	-	-	-	-	1	1
	Volleyball	-	-	-	1	-	-	-	1	-	1
	Wrestling	-	-	1	-	-	-	-	1	-	1
63	PUERTO RICO	2	1	1	1	-	-	-	5	-	5
	Baseball	-	-	1	-	-	-	-	1	-	1
	Volleyball	-	-	-	1	-	-	-	1	-	1
	Weightlifting	2	1	-	-	-	-	-	3	-	3
56	QATAR	-	-	7	-	-	-	-	7	-	7
	Basketball	-	-	2	-	-	-	-	2	-	2
	Football	-	-	1	-	-	-	-	1	-	1
	Handball	-	-	1	-	-	-	-	1	-	1
	Volleyball	-	-	2	-	-	-	-	2	-	2
	Weightlifting	-	-	1	-	-	-	-	1	-	1
30	ROMANIA	5	5	8	1	-	-	-	19	-	19
	Athletics	-	-	1	-	-	-	-	1	-	1
	Bodybuilding	3	1	2	1	-	-	-	7	-	7
	Boxing	-	1	-	-	-	-	-	1	-	1
	Handball	-	-	1	-	-	-	-	1	-	1
	Judo	-	1	-	-	-	-	-	1	-	1
	Karate	-	1	-	-	-	-	-	1	-	1
	Mountaineering and Climbing	-	-	1	-	-	-	-	1	-	1
	Triathlon	-	1	-	-	-	-	-	1	-	1
	Weightlifting	2	-	3	-	-	-	-	5	-	5

Table 10-Total ADRVs from Athletes by Nationality and Sport (continued)

Ranking by Total ADRVs	Athlete Nationality - Sport	Urine				Blood			Total	Total	Total
		Out-of-Competition		In-Competition		Out-of-Competition		In-Competition	Analytical	Non-Analytical	ADRVs
		M	F	M	F	M	F	M	ADRVs	ADRVs	ADRVs
1	RUSSIAN FEDERATION	26	17	72	45	1	1	-	162	14	176
	Air Sports	-	-	1	-	-	-	-	1	-	1
	Aquatics	1	2	1	-	-	-	-	4	-	4
	Arm Wrestling	-	-	1	1	-	-	-	2	-	2
	Athletics	9	6	9	12	-	-	-	36	12	48
	Bobsleigh	-	1	-	-	-	-	-	1	-	1
	Bodybuilding	-	-	1	1	-	-	-	2	-	2
	Boxing	-	-	1	-	-	-	-	1	-	1
	Canoe/Kayak	1	-	4	1	-	-	-	6	-	6
	Cycling	-	1	7	4	1	-	-	13	-	13
	DanceSport	-	-	-	2	-	-	-	2	-	2
	Equestrian	-	-	-	1	-	-	-	1	-	1
	Fencing	-	-	-	1	-	-	-	1	-	1
	Football	-	1	-	-	-	-	-	1	-	1
	Handball	-	1	-	-	-	-	-	1	-	1
	Ice Hockey	-	-	2	-	-	-	-	2	-	2
	Ice Sledge Hockey	1	-	-	-	-	-	-	1	-	1
	Judo	-	-	1	-	-	-	-	1	-	1
	Kettlebell Lifting	-	-	2	-	-	-	-	2	-	2
	Kickboxing	-	-	1	2	-	-	-	3	-	3
	Powerlifting	7	2	14	3	-	1	-	27	-	27
	Rowing	-	-	3	3	-	-	-	6	-	6
	Rugby Union	1	-	-	-	-	-	-	1	-	1
	Sailing	-	-	-	1	-	-	-	1	-	1
	Sambo	-	-	1	1	-	-	-	2	-	2
	Shooting	-	-	1	2	-	-	-	3	-	3
	Skating	-	-	1	-	-	-	-	1	-	1
	Taekwondo	-	1	1	-	-	-	-	2	-	2
	Tennis	-	-	-	-	-	-	-	-	1	1
	Triathlon	-	-	1	-	-	-	-	1	-	1
	Volleyball	1	-	-	-	-	-	-	1	-	1
	Weightlifting	5	2	15	9	-	-	-	31	1	32
	Wrestling	-	-	4	1	-	-	-	5	-	5
100	RWANDA	-	-	-	-	-	-	-	-	1	1
	Athletics	-	-	-	-	-	-	-	-	1	1
100	SAINT VINCENT AND THE GRENADINES	1	-	-	-	-	-	-	1	-	1
	Rugby Union	1	-	-	-	-	-	-	1	-	1
46	SAUDI ARABIA	-	-	8	-	-	-	-	8	1	9
	Athletics	-	-	3	-	-	-	-	3	1	4
	Football	-	-	1	-	-	-	-	1	-	1
	Handball	-	-	1	-	-	-	-	1	-	1
	Weightlifting	-	-	1	-	-	-	-	1	-	1
	Wrestling	-	-	2	-	-	-	-	2	-	2
100	SENEGAL	-	-	1	-	-	-	-	1	-	1
	Athletics	-	-	1	-	-	-	-	1	-	1
46	SERBIA	-	-	9	-	-	-	-	9	-	9
	American Football	-	-	1	-	-	-	-	1	-	1
	Aquatics	-	-	2	-	-	-	-	2	-	2
	Athletics	-	-	1	-	-	-	-	1	-	1
	Karate	-	-	1	-	-	-	-	1	-	1
	Motorcycle Racing	-	-	1	-	-	-	-	1	-	1
	Rafting	-	-	1	-	-	-	-	1	-	1
	Volleyball	-	-	1	-	-	-	-	1	-	1
	Wrestling	-	-	1	-	-	-	-	1	-	1
76	SEYCHELLES	-	1	-	2	-	-	-	3	-	3
	Weightlifting	-	1	-	2	-	-	-	3	-	3
59	SLOVAKIA	-	-	3	1	-	-	-	4	2	6
	Athletics	-	-	1	-	-	-	-	1	-	1
	Bodybuilding	-	-	1	1	-	-	-	2	2	4
	Volleyball	-	-	1	-	-	-	-	1	-	1
100	SLOVENIA	-	-	-	1	-	-	-	1	-	1
	Cheer	-	-	-	1	-	-	-	1	-	1

Table 10-Total ADRVs from Athletes by Nationality and Sport (continued)

Ranking by Total ADRVs	Athlete Nationality - Sport	Urine				Blood			Total Analytical ADRVs	Total Non-Analytical ADRVs	Total ADRVs
		Out-of-Competition		In-Competition		Out-of-Competition		In-Competition			
		M	F	M	F	M	F	M			
6	SOUTH AFRICA	8	-	37	11	-	-	-	56	3	59
	Aquatics	-	-	-	1	-	-	-	1	-	1
	Arm Wrestling	-	-	-	1	-	-	-	1	-	1
	Athletics	-	-	1	1	-	-	-	2	1	3
	Basketball	-	-	1	-	-	-	-	1	-	1
	Bodybuilding	-	-	5	-	-	-	-	5	2	7
	Combat Sports	-	-	1	-	-	-	-	1	-	1
	Cycling	1	-	2	4	-	-	-	7	-	7
	Equestrian	-	-	-	2	-	-	-	2	-	2
	Golf	-	-	2	-	-	-	-	2	-	2
	Ice Hockey	-	-	4	-	-	-	-	4	-	4
	Judo	-	-	1	-	-	-	-	1	-	1
	Mixed Martial Arts	-	-	2	-	-	-	-	2	-	2
	Powerlifting	-	-	9	2	-	-	-	11	-	11
	Rugby Union	7	-	9	-	-	-	-	16	-	16
15	SPAIN	-	1	20	7	-	-	-	28	6	34
	Air Sports	-	-	1	-	-	-	-	1	-	1
	Athletics	-	-	2	2	-	-	-	4	4	8
	Automobile Sports	-	-	2	-	-	-	-	2	-	2
	Basketball	-	-	1	-	-	-	-	1	-	1
	Billiards Sports	-	-	1	-	-	-	-	1	-	1
	Bodybuilding	-	-	-	1	-	-	-	1	-	1
	Casting	-	-	3	-	-	-	-	3	-	3
	Chess	-	-	1	-	-	-	-	1	-	1
	Cycling	-	-	2	-	-	-	-	2	2	4
	Football	-	-	1	-	-	-	-	1	-	1
	Goalball	-	1	1	-	-	-	-	2	-	2
	Judo	-	-	1	1	-	-	-	2	-	2
	Kickboxing	-	-	1	2	-	-	-	3	-	3
	Kung Fu	-	-	-	1	-	-	-	1	-	1
	Rugby Union	-	-	1	-	-	-	-	1	-	1
	Shooting	-	-	1	-	-	-	-	1	-	1
	Tennis	-	-	1	-	-	-	-	1	-	1
100	SRI LANKA	-	-	-	1	-	-	-	1	-	1
	Athletics	-	-	-	1	-	-	-	1	-	1
28	SWEDEN	12	1	7	-	-	-	-	20	1	21
	American Football	1	-	2	-	-	-	-	3	-	3
	Athletics	4	-	-	-	-	-	-	4	1	5
	Basketball	1	-	-	-	-	-	-	1	-	1
	Bodybuilding	-	-	1	-	-	-	-	1	-	1
	Boxing	1	-	-	-	-	-	-	1	-	1
	Handball	-	1	-	-	-	-	-	1	-	1
	Ice Hockey	-	-	2	-	-	-	-	2	-	2
	Mixed Martial Arts	1	-	-	-	-	-	-	1	-	1
	Powerlifting	1	-	-	-	-	-	-	1	-	1
	Shooting	-	-	2	-	-	-	-	2	-	2
	Weightlifting	3	-	-	-	-	-	-	3	-	3
35	SWITZERLAND	1	1	-	3	-	-	-	5	9	14
	Athletics	-	1	-	1	-	-	-	2	-	2
	Boxing	-	-	-	-	-	-	-	-	1	1
	Cycling	1	-	-	-	-	-	-	1	-	1
	Floorball	-	-	-	-	-	-	-	-	1	1
	Football	-	-	-	-	-	-	-	-	4	4
	Judo	-	-	-	-	-	-	-	-	1	1
	Skiing	-	-	-	-	-	-	-	-	1	1
	Ski Mountaineering	-	-	-	2	-	-	-	2	-	2
	Weightlifting	-	-	-	-	-	-	-	-	1	1
100	SYRIAN ARAB REPUBLIC	-	-	1	-	-	-	-	1	-	1
	Bodybuilding	-	-	1	-	-	-	-	1	-	1
100	TAJIKISTAN	-	-	1	-	-	-	-	1	-	1
	Wrestling	-	-	1	-	-	-	-	1	-	1

Table 10-Total ADRVs from Athletes by Nationality and Sport (continued)

Ranking by Total ADRVs	Athlete Nationality - Sport	Urine				Blood			Total Analytical ADRVs	Total Non-Analytical ADRVs	Total ADRVs
		Out-of-Competition		In-Competition		Out-of-Competition		In-Competition			
		M	F	M	F	M	F	M			
21	THAILAND	2	1	15	8	-	-	-	26	-	26
	Aquatics	1	-	-	-	-	-	-	1	-	1
	Archery	-	-	2	-	-	-	-	2	-	2
	Athletics	1	1	-	-	-	-	-	2	-	2
	Badminton	-	-	-	1	-	-	-	1	-	1
	Bodybuilding	-	-	5	-	-	-	-	5	-	5
	Boules Sports	-	-	1	-	-	-	-	1	-	1
	Football	-	-	1	1	-	-	-	2	-	2
	Judo	-	-	-	2	-	-	-	2	-	2
	Muaythai	-	-	2	1	-	-	-	3	-	3
	Sepaktakraw	-	-	1	-	-	-	-	1	-	1
	Shooting	-	-	1	-	-	-	-	1	-	1
	Tennis	-	-	-	1	-	-	-	1	-	1
	Weightlifting	-	-	1	2	-	-	-	3	-	3
	Wrestling	-	-	1	-	-	-	-	1	-	1
88	TRINIDAD AND TOBAGO	-	1	1	-	-	-	-	2	-	2
	Boxing	-	1	-	-	-	-	-	1	-	1
	Sambo	-	-	1	-	-	-	-	1	-	1
100	TUNISIA	-	-	1	-	-	-	-	1	-	1
	Karate	-	-	1	-	-	-	-	1	-	1
6	TURKEY	5	-	34	12	-	-	-	51	8	59
	Arm Wrestling	-	-	3	-	-	-	-	3	-	3
	Athletics	-	-	-	3	-	-	-	3	6	9
	Basketball	-	-	1	1	-	-	-	2	-	2
	Bodybuilding	3	-	20	1	-	-	-	24	1	25
	Boxing	-	-	1	-	-	-	-	1	-	1
	Cycling	2	-	1	-	-	-	-	3	-	3
	Football	-	-	1	-	-	-	-	1	-	1
	Handball	-	-	-	1	-	-	-	1	-	1
	Karate	-	-	1	1	-	-	-	2	-	2
	Muaythai	-	-	1	3	-	-	-	4	-	4
	Shooting	-	-	1	-	-	-	-	1	-	1
	Taekwondo	-	-	-	1	-	-	-	1	-	1
	Tennis	-	-	-	-	-	-	-	-	1	1
	Volleyball	-	-	1	-	-	-	-	1	-	1
	Weightlifting	-	-	2	-	-	-	-	2	-	2
	Wrestling	-	-	1	1	-	-	-	2	-	2
72	TURKMENISTAN	1	-	3	-	-	-	-	4	-	4
	Karate	1	-	-	-	-	-	-	1	-	1
	Sambo	-	-	2	-	-	-	-	2	-	2
	Weightlifting	-	-	1	-	-	-	-	1	-	1
100	TURKS AND CAICOS ISLANDS	-	-	1	-	-	-	-	1	-	1
	Rugby Union	-	-	1	-	-	-	-	1	-	1
27	UKRAINE	2	-	14	4	-	-	-	20	2	22
	Arm Wrestling	-	-	1	-	-	-	-	1	-	1
	Athletics	2	-	2	1	-	-	-	5	2	7
	Bodybuilding	-	-	1	2	-	-	-	3	-	3
	Boxing	-	-	1	-	-	-	-	1	-	1
	Cycling	-	-	1	-	-	-	-	1	-	1
	Football	-	-	4	-	-	-	-	4	-	4
	Savate	-	-	1	-	-	-	-	1	-	1
	Tennis	-	-	-	1	-	-	-	1	-	1
	Weightlifting	-	-	1	-	-	-	-	1	-	1
	Wrestling	-	-	1	-	-	-	-	1	-	1
	Wushu	-	-	1	-	-	-	-	1	-	1
72	UNITED ARAB EMIRATES	1	-	2	-	-	-	-	3	1	4
	Bodybuilding	1	-	-	-	-	-	-	1	-	1
	Equestrian	-	-	-	-	-	-	-	-	1	1
	Karate	-	-	1	-	-	-	-	1	-	1
	Tennis	-	-	1	-	-	-	-	1	-	1

Table 10-Total ADRVs from Athletes by Nationality and Sport (continued)

Ranking by Total ADRVs	Athlete Nationality - Sport	Urine				Blood			Total	Total	Total
		Out-of-Competition		In-Competition		Out-of-Competition		In-Competition	Analytical	Non-Analytical	ADRVs
		M	F	M	F	M	F	M	ADRVs	ADRVs	ADRVs
11	UNITED KINGDOM	12	1	23	2	-	-	-	38	7	45
	Athletics	-	1	-	-	-	-	-	1	-	1
	Automobile Sports	-	-	2	-	-	-	-	2	-	2
	Bodybuilding	-	-	2	1	-	-	-	3	-	3
	Boxing	-	-	2	-	-	-	-	2	-	2
	Cycling	-	-	2	-	-	-	-	2	1	3
	Football	-	-	1	-	-	-	-	1	-	1
	Ice Hockey	-	-	-	-	-	-	-	-	1	1
	Karate	-	-	-	-	-	-	-	-	1	1
	Powerlifting	-	-	3	1	-	-	-	4	-	4
	Rowing	-	-	2	-	-	-	-	2	-	2
	Rugby League	1	-	-	-	-	-	-	1	-	1
	Rugby Union	11	-	8	-	-	-	-	19	4	23
	Weightlifting	-	-	1	-	-	-	-	1	-	1
9	UNITED STATES	7	5	19	9	-	-	-	40	10	50
	Athletics	-	-	4	1	-	-	-	5	1	6
	Baseball	-	2	1	-	-	-	-	3	1	4
	Basketball	-	-	2	-	-	-	-	2	1	3
	Bodybuilding	-	-	1	-	-	-	-	1	-	1
	Cycling	3	-	4	2	-	-	-	9	2	11
	Ice Hockey	-	-	-	-	-	-	-	-	1	1
	Kickboxing	-	-	1	-	-	-	-	1	-	1
	Mixed Martial Arts	1	-	-	-	-	-	-	1	-	1
	Powerlifting	-	-	1	1	-	-	-	2	-	2
	Rugby Union	-	2	-	1	-	-	-	3	-	3
	Softball	-	-	-	1	-	-	-	1	-	1
	Table Tennis	1	-	-	-	-	-	-	1	-	1
	Tennis	2	-	-	-	-	-	-	2	-	2
	Triathlon	-	1	-	-	-	-	-	1	3	4
	Weightlifting	-	-	5	3	-	-	-	8	1	9
76	URUGUAY	1	-	2	-	-	-	-	3	-	3
	Athletics	1	-	-	-	-	-	-	1	-	1
	Basketball	-	-	1	-	-	-	-	1	-	1
	Weightlifting	-	-	1	-	-	-	-	1	-	1
76	UZBEKISTAN	1	1	1	-	-	-	-	3	-	3
	Arm Wrestling	-	-	1	-	-	-	-	1	-	1
	Weightlifting	1	1	-	-	-	-	-	2	-	2
25	VENEZUELA	4	3	14	2	-	-	-	23	-	23
	Athletics	-	-	2	-	-	-	-	2	-	2
	Bodybuilding	3	3	2	-	-	-	-	8	-	8
	Cycling	1	-	1	-	-	-	-	2	-	2
	Football	-	-	2	-	-	-	-	2	-	2
	Golf	-	-	1	-	-	-	-	1	-	1
	Powerlifting	-	-	2	1	-	-	-	3	-	3
	Sambo	-	-	1	-	-	-	-	1	-	1
	Taekwondo	-	-	-	1	-	-	-	1	-	1
	Tennis	-	-	1	-	-	-	-	1	-	1
	Weightlifting	-	-	2	-	-	-	-	2	-	2
100	VIRGIN ISLANDS - BRITISH	-	-	1	-	-	-	-	1	-	1
	Volleyball	-	-	1	-	-	-	-	1	-	1
	Grand Total	311	76	989	268	2	1	2	1649	252	1901